

For Residential and Commercial Applications

Job Name _____
 Job Location _____
 Engineer _____
 Approval _____

Contractor _____
 Approval _____
 Contractor's P.O. No. _____
 Representative _____

LEAD FREE*

**Series LFTWH
 Tankless Water Heater Valves**


Sizes: 3/4" (20mm) & 1" (25mm)

Series LFTWH tankless water heater valves are designed to simplify the installation, maintenance and operation of tankless water heaters. The LFTWH features Lead Free* construction to comply with Lead Free* installation requirements.

Features

- Lead Free* copper silicon alloy body
- FPT unions for connection to water heater (all models)
- FPT unions for connection to water lines (UT models)
- Quick-Connect end connections to water lines (QT models)
- FPT connection to water lines (FT models)
- Sweat connection to water lines (FS models)
- FPT/sweat unions for connection to water lines (UTS models)
- Full-port, quarter-turn ball valve with color-coded tee handle and union
- Quarter-turn purge and drain valve with hose connection and tethered brass cap
- Optional 3/4" pressure relief valve 150psi (10.3 bar)
- Optional integral spring check valve in cold water valves
- Hot and cold valves certified to NSF/ANSI 61
- Staggered connection points for ease of installation and access
- Valves are suitable for most tankless installations
- No additional adapters required
- 600 WOG rated

*The wetted surface of this product contacted by consumable water contains less than 0.25% of lead by weight.



Specifications

A tankless water heater valve shall be installed where indicated on the plans. The valve shall facilitate isolation of the water heater from the water lines, water heater purging, draining and a provision for a pressure relief valve. The Lead Free* Tankless Water Heater Valves shall comply with state codes and standards, where applicable, requiring reduced lead content. The valve shall be a Watts Series LFTWH.

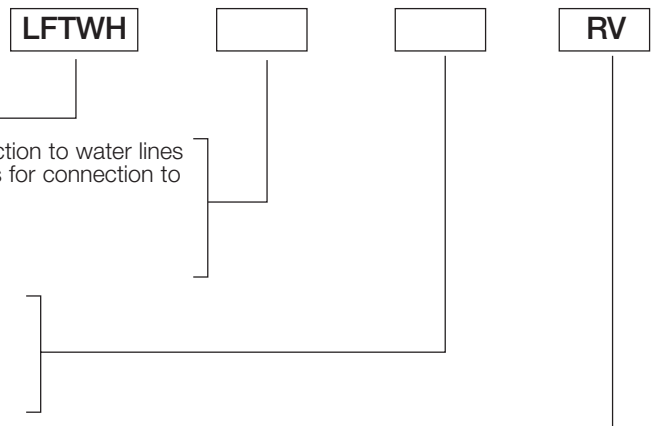
Materials

- Body: Lead Free* copper silicon alloy body
- Ball: Lead Free* brass
- Seats: Virgin PTFE

Models

Model Nomenclature

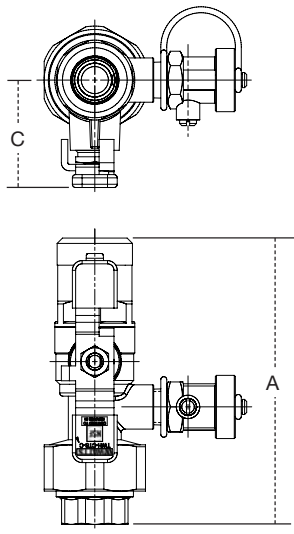
LFTWH	tankless water heater
UT	union with female threaded tailpieces for connection to water lines
UTS	
QC	Quick-Connect fittings to water lines
FT	female pipe thread connection to water lines
FS	female sweat connection to water lines
H	hot water valve
C	cold water valve
CN	cold water valve without integral spring check
HC	hot and cold valve set
HCN	hot and cold valve set, no spring check
RV	150psi relief valve



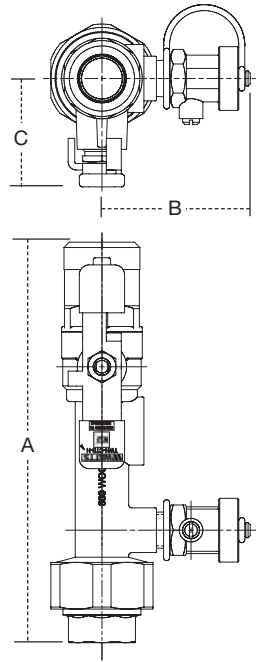
Watts product specifications in U.S. customary units and metric are approximate and are provided for reference only. For precise measurements, please contact Watts Technical Service. Watts reserves the right to change or modify product design, construction, specifications, or materials without prior notice and without incurring any obligation to make such changes and modifications on Watts products previously or subsequently sold.



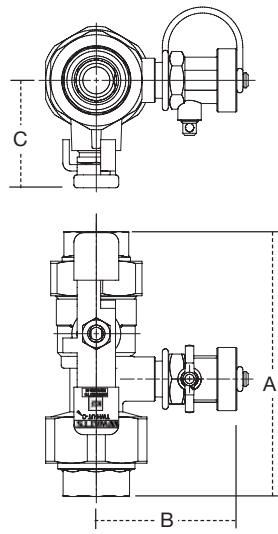
3/4" LFTWH-QC-C



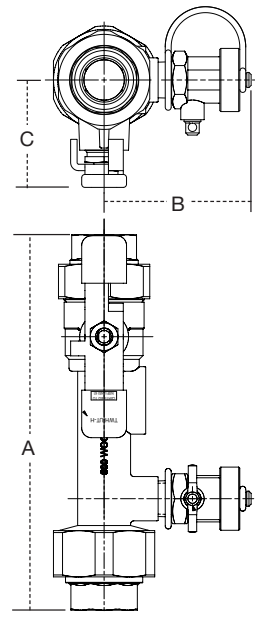
3/4" LFTWH-QC-H



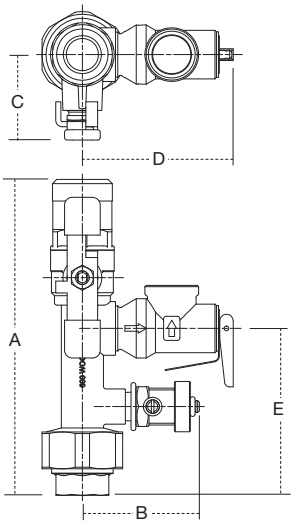
3/4" LFTWH-UT/UTS-C



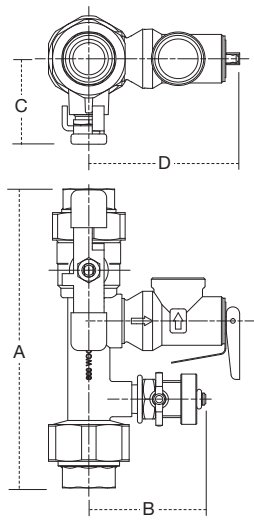
3/4" LFTWH-UT/UTS-H



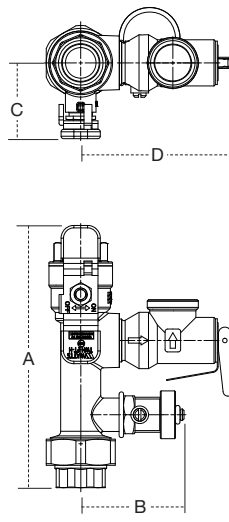
3/4" LFTWH-QC-H-RV



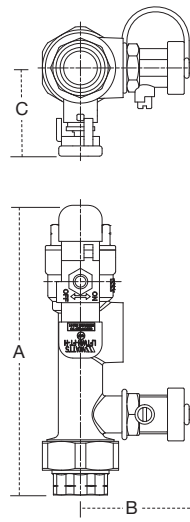
3/4" LFTWH-UT/UTS-H-RV



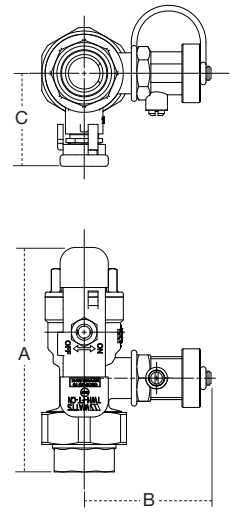
3/4" LFTWH-FT/FS-H-RV



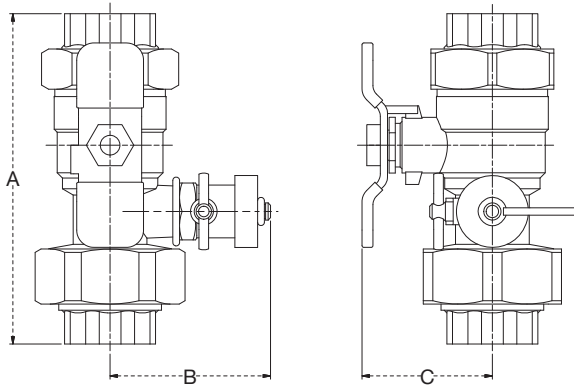
3/4" LFTWH-FT/FS-TS-H



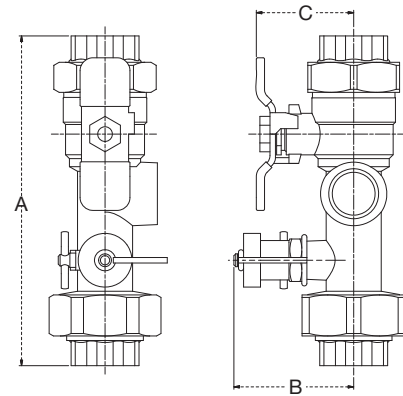
3/4" LFTWH-FT/FS-CN



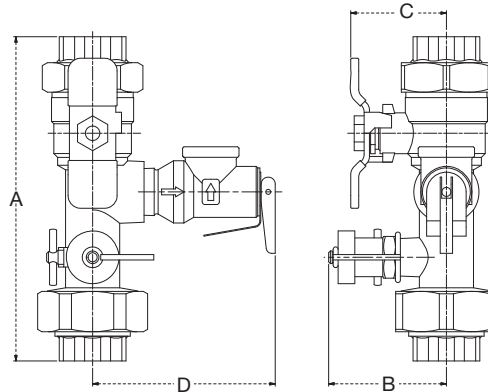
1" LFTWH-UT/UTS-CN



1" LFTWH-UT/UTS-H



1" LFTWH-UT/UTS-H-RV



Dimensions — Weights

SIZE (DN)		MODEL	CONNECTIONS	DIMENSIONS										WEIGHT	
in.	mm			A	B	C	D		E		lbs.	kgs.			
				in.	mm	in.	mm	in.	mm	in.	mm	in.	mm		
3/4"	20	LFTWH-UT-C	Union x Union	4 ¹⁵ / ₁₆	125	2 ¹³ / ₁₆	71	2	51	—	—	—	—	2.2	1.0
3/4"	20	LFTWH-UT-H	Union x Union	6 ¹⁵ / ₁₆	177	2 ³ / ₄	69	2	51	—	—	—	—	2.5	1.1
3/4"	20	LFTWH-QC-C	Quick-connect x Union	5 ⁵ / ₁₆	135	2 ¹³ / ₁₆	71	2	51	—	—	—	—	2.0	.9
3/4"	20	LFTWH-QC-H	Union x Quick-connect	7 ³ / ₈	187	2 ³ / ₄	69	2	51	—	—	—	—	2.4	1.1
3/4"	20	LFTWH-UT-H-RV	Union x Union	6 ¹⁵ / ₁₆	177	2 ³ / ₄	69	2	51	3 ¹ / ₂	89	3 ⁷ / ₈	99	2.5	1.1
3/4"	20	LFTWH-QC-H-RV	Quick-connect x Union	7 ³ / ₈	187	2 ³ / ₄	69	2	51	3 ¹ / ₂	89	3 ⁷ / ₈	99	2.4	1.1
3/4"	20	LFTWH-FT/FS-CN	Union x FPT/Sweat	4 ¹ / ₁₆	103	2 ¹ / ₂	64	1 ⁷ / ₈	47	—	—	—	—	1.9	0.9
3/4"	20	LFTWH-FT/FS-H	Union x FPT/Sweat	6	152	2 ¹ / ₂	64	1 ⁷ / ₈	47	3 ¹ / ₂	89	2 ⁷ / ₁₆	62	2.1	0.9
1"	25	LFTWH-UT/UTS-CN	Union x Union	5 ³ / ₈	137	2 ⁵ / ₈	66	2 ¹ / ₈	54	—	—	—	—	3.0	1.3
1"	25	LFTWH-UT/UTS-H	Union x Union	7 ³ / ₁₆	183	2 ⁵ / ₈	66	2 ¹ / ₈	53	—	—	2 ⁵ / ₈	66	3.3	1.5
1"	25	LFTWH-UT/UTS-H-RV	Union x Union	7 ³ / ₁₆	183	2 ⁵ / ₈	66	2 ¹ / ₈	53	3 ¹ / ₁₆	94	2 ⁵ / ₈	66	3.8	1.7



A Watts Water Technologies Company



ISO 9001-2008
CERTIFIED

USA: Tel: (978) 688-1811 • Fax: (978) 794-1848 • www.watts.com
Canada: Tel: (905) 332-4090 • Fax: (905) 332-7068 • www.watts.ca