




Features

- Durable high-gloss finish provides a smooth, shiny surface that is easy to clean.
- Extra deep bathing well for added comfort.
- Bath and integral apron eliminates installation step.
- 18" (457 mm) bath depth (floor to top of threshold).
- 2" wainscot allows tile installation above bath deck
- 60" (1524 mm) x 32" (813 mm) x 20" (508 mm) complete unit finished dimensions.

Material

- Compression molded from our exclusive solid Vikrell® material.



Codes/Standards

IAPMO/ANSI Z124.5
CSA B45.5/IAPMO Z124
ASTM E162
ASTM E662
Greenguard UL 2818 - Gold



STERLING® Warranty - Fixtures Made of Solid Vikrell Material

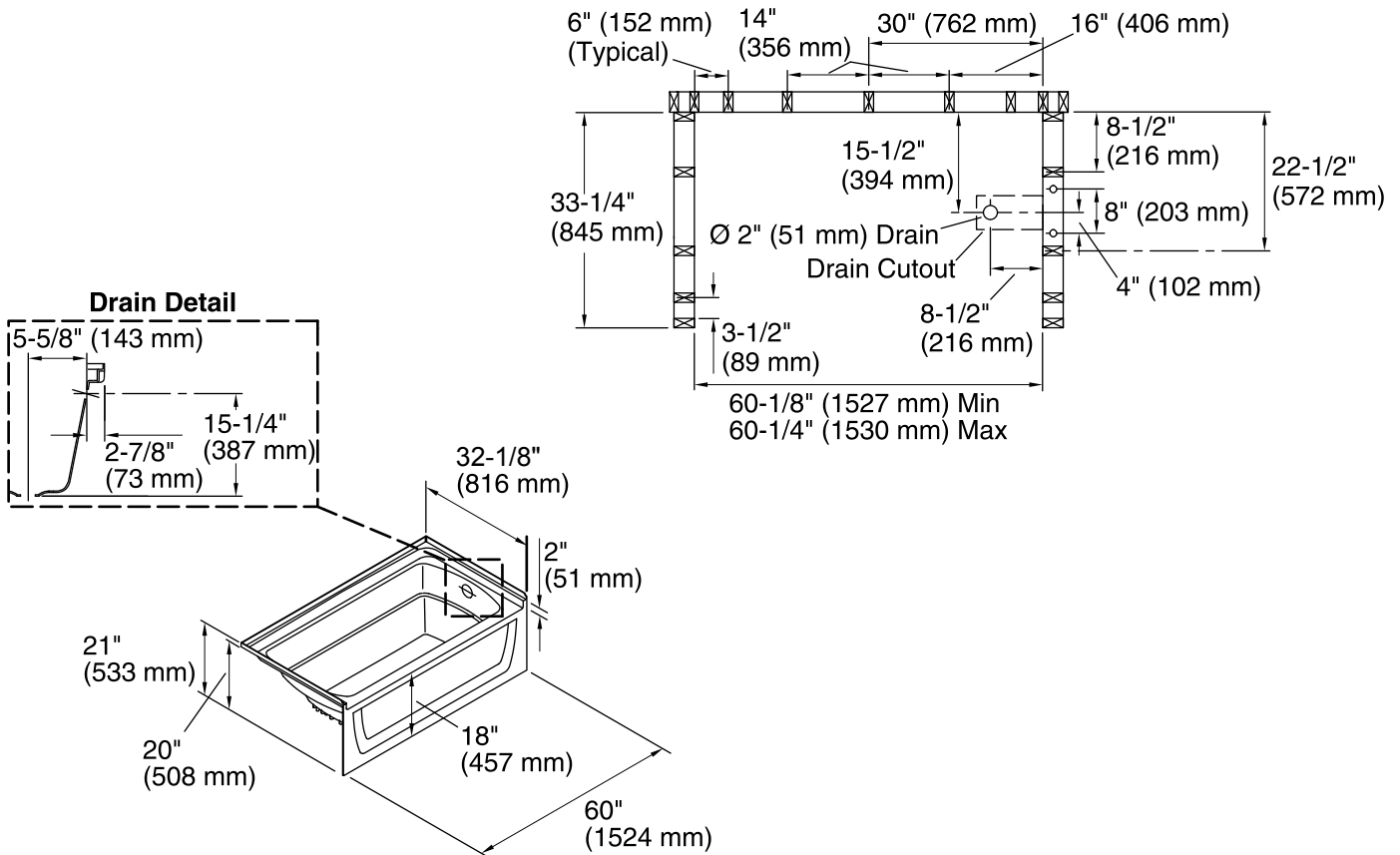
See website for detailed warranty information.

Available Color/Finishes

Color tiles intended for reference only.

Color	Code	Description
-------	------	-------------

- | | | |
|--|----|---------|
|  | 0 | White |
|  | 96 | Biscuit |



Technical Information

All product dimensions are nominal.

Installation:	Alcove with Flange
Drain location:	Right
Basin area, bottom:	42" x 20" (1067 mm x 508 mm)
Basin area, top:	54" x 26" (1372 mm x 660 mm)
Water depth:	13-3/4" (349 mm)
Water capacity:	55 gal (208.2 L)
Door width required:	57-11/16" (1465 mm)

Notes

Measure your actual product for roughing-in details.

Install this product according to the installation guide.

Studs should be positioned roughly as shown.

Double studding is recommended for pivot shower door installations.