


# RHEEM WATER HEATER PARTS & ACCESSORIES

PRODUCT CATALOG



*relax*

It's Rheem®

# table of contents

## **3 Introduction**

## **6 Electric Water Heater Elements**

Screw-In Elements – 1 inch  
Screw-In Elements – 1-3/8 inch  
Flange Elements  
Flat Flange Elements

## **8 Element Accessories**

Element Wrench  
Element Gaskets & Gasket Kits  
Adapt-O-Flange Element Conversion Kit

## **8 Water Heater Repair Kits**

Good Plumbers Pack  
Better Plumbers Pack

## **9 Thermostats**

APCOM Style Thermostats  
Therm-O-Disc Style Thermostats  
Thermostat Covers

## **10 Gas Water Heater Parts**

Gas Controls – Natural Gas  
Gas Controls – LP Gas  
Pilot Burner Assemblies  
Thermocouple Kits

## **10 Installation Accessories**

Flexible Water Connector  
Stainless Steel Flexible  
Water Connectors  
Flexible Gas Connectors  
Water Heater Installation Kits

## **12 Water Heater Parts**

Compression Fittings  
Dielectric Unions  
Nipples – Plastic Lined  
Nipples – Plastic Lined/Heat Trap  
Drain Valves  
T&P Valves  
Run-Off Tubes  
Dip Tubes  
Anode Rods – Aluminum  
Anode Rods – R Tech  
Resistor Magnesium  
Anode Rods – Magnesium  
Flexible Anode Rods –  
R Tech Resistor Magnesium  
Water Heater Insulation Blankets  
Drain Pans – Plastic  
Drain Pans – Aluminum  
Expansion Tanks  
Water Heater Stand



**Located in Randleman, North Carolina with a 185,000 sq. ft. distribution center, the Replacements Parts Department provides products and services including the support of new equipment sales by providing OEM replacement parts, and parts identification. In addition, we sell and market aftermarket parts and products that are included in the installation, maintenance and servicing of HVAC equipment, water heaters and other residential power equipment.**

#### **RHEEM NATIONAL CUSTOMER SERVICE**

**Customer Service:** 800.621.5622 • **Parts & Accessories:** 800.621.5622

**Warranty:** [www.MyRheem.com](http://www.MyRheem.com) & [www.MyRuud.com](http://www.MyRuud.com), fax 800.535.9538, email [parts@rheem.com](mailto:parts@rheem.com)

**Technical Service:** 800.HEATER3 (800.432.8373), email [techserv@rheem.com](mailto:techserv@rheem.com). web [www.rheem.com](http://www.rheem.com)

For products not shown in this brochure, please contact the Rheem National Customer Service: 800.621.5622.

**To place your order, call 800.621.5622 or fax 800.535.9538.**



## RESIDENTIAL RHEEM® ELECTRIC WATER HEATER CONSTRUCTION

### TEMPERATURE AND PRESSURE RELIEF VALVE

Commonly referred to as the "T&P" valve. This safety device opens to allow water to escape from the water heater in the unlikely event that either the tank pressure or temperature becomes excessive.

### PLASTIC LINED NIPPLES/HEAT TRAPS

Thermoplastic lined nipples impede galvanic corrosion. "Heat trap" nipples also contain a check valve to reduce heat loss between hot water in the tank and cold water pipes.

### ANODE ROD

A replaceable component made of magnesium alloy or other metals that protects the tank against premature corrosion.

### UPPER THERMOSTAT

Maintains desired temperature of the water by controlling the power going to the heating elements. Also controls the lower thermostat.

### COLD WATER INLET AND DIP TUBE

The connection point for incoming cold water. The inlet connects directly to a dip tube which directs the incoming water to the bottom of the tank.

### HEATING ELEMENTS

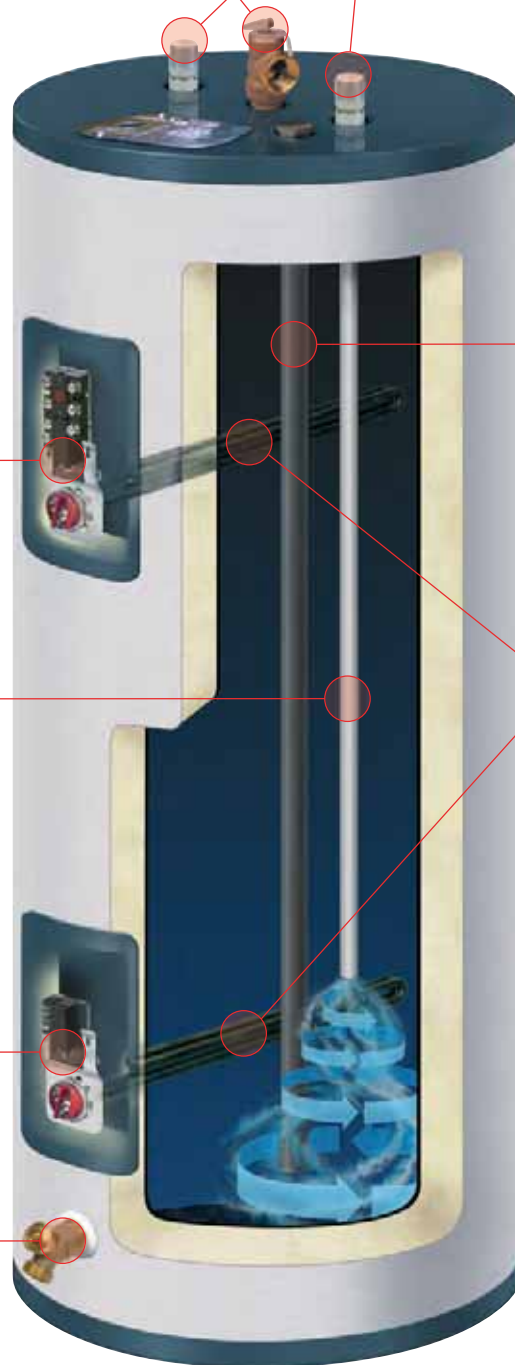
The heart of an electric water heater. Heating elements generate the heat required to bring the water in the tank to the desired temperature. Elements are made from either Stainless Steel or Copper. The voltage and wattage requirements are dependent on the heater's capacity.

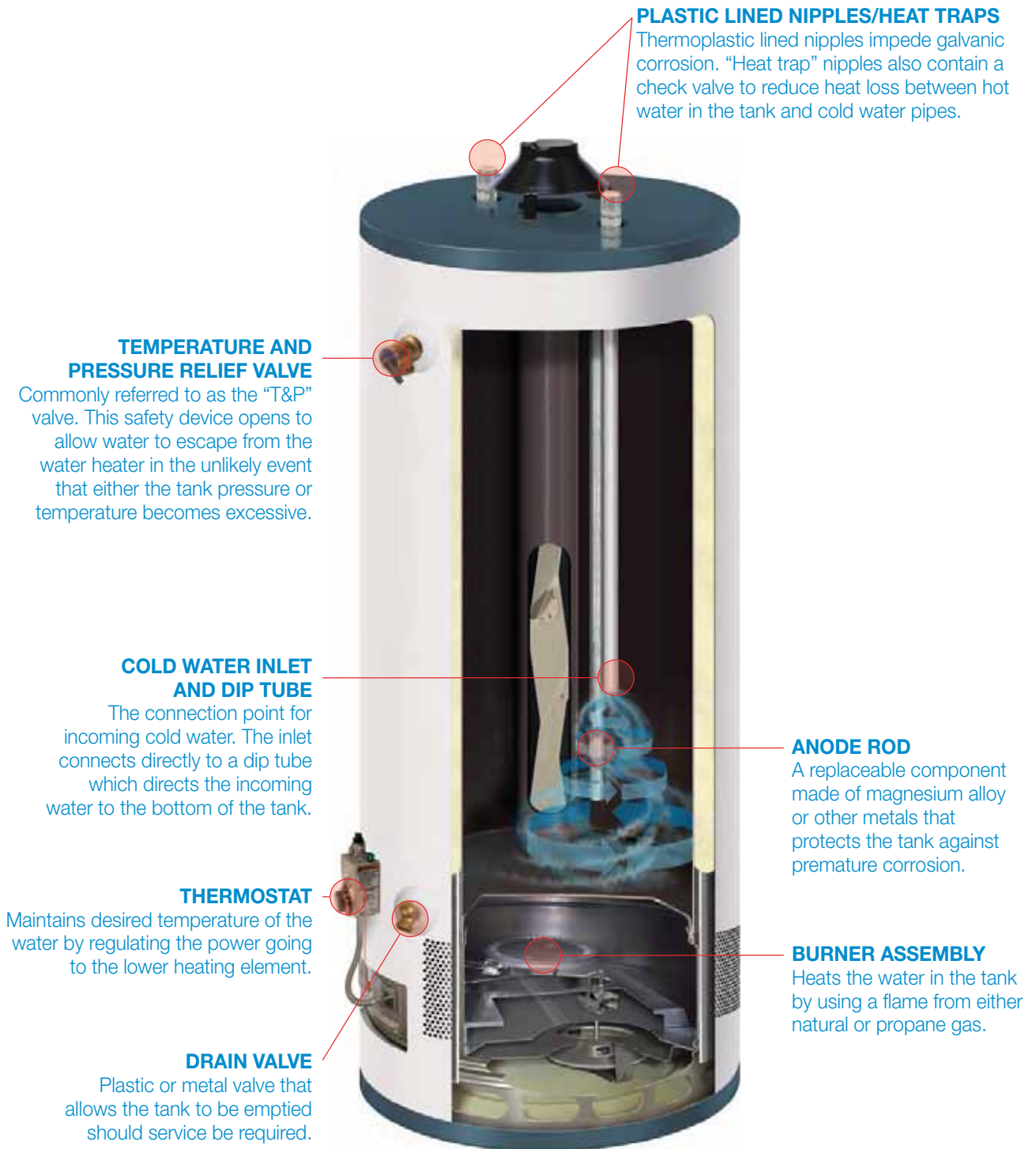
### LOWER THERMOSTAT

Maintains desired temperature of the water by regulating the power going to the lower heating element.

### DRAIN VALVE

Plastic or metal valve that allows the tank to be emptied should service be required.







## ELECTRIC WATER HEATER ELEMENTS

### Screw-In Elements – 1 inch

Screw-in elements with 1 inch NPSM threads fit most water heaters using screw-in elements.

#### Stainless Steel – Premium Resistored

Outer sheath of Incoloy® 800 to resist failure from “dry firing;” built-in resistor to help prolong tank life.



SP10869MM

PART NO	VOLTAGE (V)	WATTAGE (W)	INSERTION DEPTH (IN)	TYPE	WATT DENSITY	RESISTORED	MOUNTING TYPE	THREAD SIZE - NPSM (IN)	HEX HEAD SIZE (IN)	CASE QTY	CASE REQ
SP10869KL	240	3500	13-1/2	SSR	LWD	Yes	Screw-in	1	1-1/2	—	—
SP10869MM	240	4500	13-1/2	SSR	LWD	Yes	Screw-in	1	1-1/2	—	—
SP10869ML	240	4500	15-1/2	SSR	LWD	Yes	Screw-in	1	1-1/2	—	—
SP10869PH	240	5500	13-1/2	SSR	HWD	Yes	Screw-in	1	1-1/2	—	—

#### Stainless Steel – Non-Resistored

Outer sheath of Incoloy® 800 to resist failure from “dry firing.”



UV12904

PART NO	VOLTAGE (V)	WATTAGE (W)	INSERTION DEPTH (IN)	TYPE	WATT DENSITY	RESISTORED	MOUNTING TYPE	THREAD SIZE - NPSM (IN)	HEX HEAD SIZE (IN)	CASE QTY	CASE REQ
UV12904	240	4500	13	SS	LWD	—	Screw-in	1	1-1/2	—	—
UV129046PK	240	4500	13	SS	LWD	—	Screw-in	1	1-1/2	6	Yes

#### Copper – Resistored

Built-in resistor to help prolong tank life.



SP10874FH

PART NO	VOLTAGE (V)	WATTAGE (W)	INSERTION DEPTH (IN)	TYPE	WATT DENSITY	RESISTORED	MOUNTING TYPE	THREAD SIZE - NPSM (IN)	HEX HEAD SIZE (IN)	CASE QTY	CASE REQ
SP10874FH	120	1500	7-1/2	CR	HWD	Yes	Screw-in	1	1-1/2	—	—
SP10874GH	120	2000	7-3/4	CR	HWD	Yes	Screw-in	1	1-1/2	—	—
SP10552MH	240	4500	13-1/2	CR	HWD	Yes	Screw-in	1	1-1/2	—	—
SP10552ML	240	4500	13-3/4	CR	LWD	Yes	Screw-in	1	1-1/2	—	—

#### Copper – Non-Resistored



UV12896

PART NO	VOLTAGE (V)	WATTAGE (W)	INSERTION DEPTH (IN)	TYPE	WATT DENSITY	RESISTORED	MOUNTING TYPE	THREAD SIZE - NPSM (IN)	HEX HEAD SIZE (IN)	CASE QTY	CASE REQ
UV12890	120	1500	7-5/8	CU	HWD	—	Screw-in	1	1-1/2	—	—
UV1289012PK	120	1500	7-5/8	CU	HWD	—	Screw-in	1	1-1/2	12	Yes
UV12892	120	2000	7-5/8	CU	HWD	—	Screw-in	1	1-1/2	—	—
UV1289212PK	120	2000	7-5/8	CU	HWD	—	Screw-in	1	1-1/2	12	Yes
UV12891	240	1500	7-5/8	CU	HWD	—	Screw-in	1	1-1/2	—	—
UV1289112PK	240	1500	7-5/8	CU	HWD	—	Screw-in	1	1-1/2	12	Yes
UV12893	240	2000	7	CU	HWD	—	Screw-in	1	1-1/2	—	—
UV1289312PK	240	2000	7	CU	HWD	—	Screw-in	1	1-1/2	12	Yes
UV12894	240	2500	9-1/2	CU	HWD	—	Screw-in	1	1-1/2	—	—
UV1289412PK	240	2500	9-1/2	CU	HWD	—	Screw-in	1	1-1/2	12	Yes
UV12895	240	3000	10-5/8	CU	HWD	—	Screw-in	1	1-1/2	—	—
UV1289512PK	240	3000	10-5/8	CU	HWD	—	Screw-in	1	1-1/2	12	Yes
UV12896	240	3500	12-1/8	CU	HWD	—	Screw-in	1	1-1/2	—	—
UV1289612PK	240	3500	12-1/8	CU	HWD	—	Screw-in	1	1-1/2	12	Yes
UV12897	240	3800	13-3/8	CU	HWD	—	Screw-in	1	1-1/2	—	—
UV1289712PK	240	3800	13-3/8	CU	HWD	—	Screw-in	1	1-1/2	12	Yes
UV12898	240	4000	13-1/4	CU	HWD	—	Screw-in	1	1-1/2	—	—

continued on next page



# ELECTRIC WATER HEATER ELEMENTS

## Copper – Non-Resistored CONTINUED

PART NO	VOLTAGE (V)	WATTAGE (W)	INSERTION DEPTH (IN)	TYPE	WATT DENSITY	RESISTORED	MOUNTING TYPE	THREAD SIZE - NPSM (IN)	HEX HEAD SIZE (IN)	CASE QTY	CASE REQ
UV13049	240	4500	7-7/8	CU	MWD	—	Screw-in	1	1-1/2	—	—
UV1304912PK	240	4500	7-7/8	CU	MWD	—	Screw-in	1	1-1/2	12	Yes
UV12901	240	4500	11-3/4	CU	LWD	—	Screw-in	1	1-1/2	—	—
UV1290112PK	240	4500	11-3/4	CU	LWD	—	Screw-in	1	1-1/2	12	Yes
UV12899	240	4500	13-1/2	CU	HWD	—	Screw-in	1	1-1/2	—	—
UV1289912PK	240	4500	13-1/2	CU	HWD	—	Screw-in	1	1-1/2	12	Yes
UV12900	240	5500	9-7/8	CU	LWD	—	Screw-in	1	1-1/2	—	—
UV1290012PK	240	5500	9-7/8	CU	LWD	—	Screw-in	1	1-1/2	12	Yes



UV12902

## Screw-In Elements – 1-3/8 inch

### Copper – Non-Resistored

PART NO	VOLTAGE (V)	WATTAGE (W)	INSERTION DEPTH (IN)	TYPE	WATT DENSITY	RESISTORED	MOUNTING TYPE	THREAD SIZE - NPSM (IN)	HEX HEAD SIZE (IN)	CASE QTY	CASE REQ
UV12902	240	4500	13	CU	LWD	—	Screw-in	1-3/8	1-7/8	—	—



UV13048

## Flange Elements

### Stainless Steel – Non-Resistored

PART NO	VOLTAGE (V)	WATTAGE (W)	INSERTION DEPTH (IN)	TYPE	WATT DENSITY	RESISTORED	MOUNTING TYPE	CASE QTY	CASE REQ
UV12911	240	2500	11-1/4	SS	LWD	—	Flange	—	—
UV1291112PK	240	2500	11-1/4	SS	LWD	—	Flange	12	Yes
UV13048	240	4500	13-3/4	SS	HWD	—	Flange	—	—
UV1304812PK	240	4500	13-3/4	SS	HWD	—	Flange	12	Yes



UV13047C

### Copper – Non-Resistored

PART NO	VOLTAGE (V)	WATTAGE (W)	INSERTION DEPTH (IN)	TYPE	WATT DENSITY	RESISTORED	MOUNTING TYPE	CASE QTY	CASE REQ
UUV12909	240	3500	12-1/2	CU	HWD	—	Flange	—	—
UV1290912PK	240	3500	12-1/2	CU	HWD	—	Flange	12	Yes
UV13047C	240	4500	7-3/4	CU	MWD	—	Flange	—	—
UV13047C12PK	240	4500	7-3/4	CU	MWD	—	Flange	12	Yes
UV12910	240	4500	13-5/8	CU	HWD	—	Flange	—	—
UV129106PK	240	4500	13-5/8	CU	HWD	—	Flange	6	Yes



UV12907

## Flat Flange Elements

### Copper – Non-Resistored

PART NO	VOLTAGE (V)	WATTAGE (W)	INSERTION DEPTH (IN)	TYPE	WATT DENSITY	RESISTORED	MOUNTING TYPE	CASE QTY	CASE REQ
UV12907	240	4500	13-1/2	CU	HWD	—	Flat Flange	—	—
UV1290712PK	240	4500	13-1/2	CU	HWD	—	Flat Flange	12	Yes

SSR = Stainless Steel Resistored    SS = Stainless Steel    CR = Copper Resistored    CU = Copper  
 HWD = High Watt Density    MWD = Medium Watt Density    LWD = Low Watt Density



## ELEMENT ACCESSORIES

### Element Wrench



PART NO	DESCRIPTION	CASE QTY	CASE REQ
UV38628	Element Wrench (Fits 1-1/2 in. Hex)	—	—
UV3862812PK	Element Wrench (Fits 1-1/2 in. Hex)	12	Yes
49057	Element Wrench - Dual (Fits 1-1/2 in. & 1-7/8 in. Hex)	—	—



### Element Gaskets & Gasket Kits



PART NO	DESCRIPTION	CASE QTY	CASE REQ
AP6708-9	Gasket - 1 in. Screw-in Element (1-1/4 in. I.D. x 1-1/2 in. O.D. x 5/32 in. thick)	—	—
AP6614J	Gasket - Flange Element (1-1/8 in. I.D. x 1-11/16 in. O.D. x 1/2 in. thick)	—	—
AP10363	Gasket - Flange Element (1-1/4 in. I.D. - 2-1/2 in. x 2-1/2 in. x 1/16 in. thick)	—	—
UV12914	Gasket Kit - Flange Element (Contains AP6708-9, AP6614J, AP10363 & Screws)	—	—
UV129146PK	Gasket Kit - Flange Element (Contains AP6708-9, AP6614J, AP10363 & Screws)	6	Yes

### Adapt-O-Flange Element Conversion Kit



PART NO	DESCRIPTION
UV6830	Adapt-O-Flange Element Conversion Kit

## WATER HEATER REPAIR KITS

Plumbers Packs are all-inclusive tune up kits for electric water heaters.

### Good Plumbers Pack – Non-Resistored Elements



PART NO	CONTENTS	CASE QTY	CASE REQ
UV20018	(2) 4500W screw-in elements (2) Element gaskets Upper Therm-O-Disc thermostat Lower Therm-O-Disc thermostat	—	—
UV2001812PK	(2) 4500W screw-in elements (2) Element gaskets Upper Therm-O-Disc thermostat Lower Therm-O-Disc thermostat	12	Yes

### Better Plumbers Pack – Resistored Elements



PART NO	CONTENTS
SP20060	(2) 4500W resistored screw-in elements (2) Element gaskets Upper Therm-O-Disc thermostat Lower Therm-O-Disc thermostat



## THERMOSTATS



UV13359



UV13360



UV11695



UV11698



UV11699



UV11700

### APCOM Style Thermostats

- Skin packaged with detailed instructions

PART NO	LOCATION	TYPE	THERMOSTAT ADJ RANGE (°F)	HIGH LIMIT SETTING (°F)	HIGH LIMIT RESET TYPE	CONTACT TYPE	VOLTAGE (V)	CASE QTY	CASE REQ
UV13359	Upper	Non-Simultaneous	110 to 160	180	Manual	SPDT	208,240,277,480	—	—
UV1335912PK	Upper	Non-Simultaneous	110 to 160	180	Manual	SPDT	208,240,277,480	12	Yes
UV13360	Lower	Non-Simultaneous	110 to 160	—	—	SPST	120,208,240,277,480	—	—
UV1336012PK	Lower	Non-Simultaneous	110 to 160	—	—	SPST	120,208,240,277,480	12	Yes

### Therm-O-Disc Style Thermostats

- Skin packaged with detailed instructions

PART NO	LOCATION	TYPE	THERMOSTAT ADJ RANGE (°F)	HIGH LIMIT SETTING (°F)	HIGH LIMIT RESET TYPE	CONTACT TYPE	VOLTAGE (V)	CASE QTY	CASE REQ
UV11695	Lower	Non-Simultaneous	90 to 150	—	—	SPST	120,208,240,277,480	—	—
UV1169512PK	Lower	Non-Simultaneous	90 to 150	—	—	SPST	120,208,240,277,480	12	Yes
UV11698	Upper	Non-Simultaneous	90 to 150	170	Manual	SPDT	208,240,277,480	—	—
UV1169812PK	Upper	Non-Simultaneous	90 to 150	170	Manual	SPDT	208,240,277,480	12	Yes
UV11699	Upper, Lower	Simultaneous	90 to 150	170	Manual	SPST	208,240,277,480	—	—
UV1169912PK	Upper, Lower	Simultaneous	90 to 150	170	Manual	SPST	208,240,277,480	12	Yes
UV11700	—	Single	90 to 150	170	Manual	SPST	120	—	—
UV1170012PK	—	Single	90 to 150	170	Manual	SPST	120	12	Yes



AP8313-9



AP8314-9

### Thermostat Covers

PART NO	DESCRIPTION
AP8313-9	Thermostat Cover - Upper
AP8314-9	Thermostat Cover - Lower



## GAS WATER HEATER PARTS

**IMPORTANT NOTICE:** Generally speaking, gas water heater parts are not interchangeable to the same degree as those for electric water heaters. The items below are recommended field stocking items. For service parts information for gas heaters, the recommendation of the OEM should be followed for the specific model and serial number being repaired.



SP8555B

### Gas Controls – Natural Gas

PART NO	SPECIFICATIONS
SP8555B	Robertshaw - 38,000 BTU/HR / Adjustable 160°F max. 1/2 in. NPT inlet x 1/2 in. inverted flare outlet / 1-1/4 in. shank
SP20166B	White-Rodgers - 38,000 BTU/HR / Adjustable 160°F max. 1/2 in. NPT inlet x 1/2 in. inverted flare outlet / 1 in. shank



SP12258B

### Gas Controls – LP Gas

PART NO	SPECIFICATIONS
SP12258B	Robertshaw - 38,000 BTU/HR / Adjustable 160°F max. 1/2 in. NPT inlet x 1/2 in. inverted flare outlet / 1-1/4 in. shank



SP8980B

### Pilot Burner Assemblies

These Pilot Burner Assemblies are for Pre-FVIR models only.

PART NO	DESCRIPTION
SP8980B	Pilot Burner Assembly - Natural Gas
SP8980C	Pilot Burner Assembly - LP



UV6379R

### Thermocouple Kits

Kit contains thermocouple and positioning adapters.

PART NO	CAPILLARY TUBE LENGTH (IN)	BULB LENGTH (IN)	BULB DIA (IN)	BULB END CONNECTIONS	GAS VALVE END FITTING OD (IN)
UV6379L	18	2-11/64	3/16	Nut, Push-in Clip	11/32
UV6379R	24	2-11/64	3/16	Nut, Push-in Clip	11/32
UV6379H	30	2-11/64	3/16	Nut, Push-in Clip	11/32
UV6379S	36	2-11/64	3/16	Nut, Push-in Clip	11/32
UV6379T	48	2-11/64	3/16	Nut, Push-in Clip	11/32

## INSTALLATION ACCESSORIES



UV10351

### Flexible Water Connector

Copper flexible water connectors.

PART NO	LENGTH (IN)	FITTING 1 TYPE	FITTING 1 SIZE - NPT (IN)	FITTING 2 TYPE	FITTING 2 SIZE - NPT (IN)	CONNECTOR TUBE OD (IN)	MATERIAL	QTY PACKAGE
UV10351	12	Female	3/4	Female	3/4	3/4	Copper	2
UV10505	15	Female	3/4	Female	3/4	3/4	Copper	2
UV10506	18	Female	3/4	Female	3/4	3/4	Copper	2
AP13006	24	Female	3/4	Female	3/4	3/4	Copper	1



## INSTALLATION ACCESSORIES



UV12928

### Stainless Steel Flexible Water Connectors

PART NO	LENGTH (IN)	FITTING 1 TYPE	FITTING 1 SIZE - NPT (IN)	FITTING 2 TYPE	FITTING 2 SIZE - NPT (IN)	CONNECTOR TUBE OD (IN)	MATERIAL	QTY PACKAGE
UV12927	12	Female	3/4	Female	3/4	3/4	Stainless Steel	2
UV12928	15	Female	3/4	Female	3/4	3/4	Stainless Steel	1
UV12929	18	Female	3/4	Female	3/4	3/4	Stainless Steel	1



AP10350

### Flexible Gas Connectors

PART NO	LENGTH (IN)	FITTING 1 TYPE	FITTING 1 SIZE - NPT (IN)	FITTING 2 TYPE	FITTING 2 SIZE - NPT (IN)	CONNECTOR TUBE OD (IN)	CONNECTOR TUBE ID (IN)
AP10350	18	Female	1/2	Male	1/2	1/2	3/8
AP13014	24	Female	1/2	Male	1/2	1/2	3/8
AP13013	48	Female	1/2	Male	1/2	1/2	3/8

### Water Heater Installation Kits



UV20016



UV20013

### Gas Installation Kits

PART NO	WATER CONNECTOR LENGTH (IN)	KIT CONTAINS								
		FLEX WATER LINE (2)	3/4" X 2" NIPPLE (2)	TEFLON TAPE	COMP FTNG 7/8" CON	FLEX GAS CON	GAS LINE TAPE	WIRE NUT (2)	CASE QTY	CASE REQ
UV20015	12	✓	✓	✓	✓	✓	—	—	—	—
UV20016	15	✓	✓	✓	✓	✓	✓	—	—	—
UV2001612PK	15	✓	✓	✓	✓	✓	✓	—	12	Yes
UV20017	18	✓	✓	✓	✓	✓	—	—	—	—

### Electric Installation Kits

PART NO	WATER CONNECTOR LENGTH (IN)	KIT CONTAINS								
		FLEX WATER LINE (2)	3/4" X 2" NIPPLE (2)	TEFLON TAPE	COMP FTNG 7/8" CON	FLEX GAS CON	GAS LINE TAPE	WIRE NUT (2)	CASE QTY	CASE REQ
UV20012	12	✓	✓	✓	✓	—	—	—	—	—
UV20013	15	✓	✓	✓	✓	—	—	✓	—	—
UV20014	18	✓	✓	✓	✓	—	—	—	—	—



## WATER HEATER PARTS



UV10374

### Compression Fittings

PART NO	PACKAGE TYPE	QTY PER PACKAGE	FITTING 1 SIZE PLUMBING SIZE (IN)	FITTING 1 TYPE	FITTING 2 SIZE NPT (IN)	FITTING 2 TYPE	MATERIAL	CASE QTY	CASE REQ
UV10354	Skin Package	2	1/2	Compression	3/4	Pipe thread	Brass	—	—
UV10374	Skin Package	2	3/4	Compression	3/4	Pipe thread	Brass	—	—



AP13045

### Dielectric Unions

PART NO	PACKAGE TYPE	QTY PER PACKAGE	FITTING 1 SIZE PLUMBING SIZE (IN)	FITTING 1 TYPE	FITTING 2 SIZE NPT (IN)	FITTING 2 TYPE	MATERIAL	CASE QTY	CASE REQ
AP13045	—	1	3/4	Sweat	3/4	Female pipe thread	Brass/Zinc plated steel	—	—
AP1304512PK	Bulk	—	3/4	Sweat	3/4	Female pipe thread	Brass/Zinc plated steel	12	Yes



UV8397G

### Nipples - Plastic Lined

PART NO	PACKAGE TYPE	QTY PER PACKAGE	THREAD SIZE NPT (IN)	LENGTH (IN)	HEAT TRAP TYPE	MATERIAL	CASE QTY	CASE REQ
UV8397G	Skin Package	2	3/4	2-1/4	—	Zinc plated steel/Polypropylene liner	—	—
UV8397G12PK	Skin Package	2	3/4	2-1/4	—	Zinc plated steel/Polypropylene liner	12	Yes
AP8397N-8	Bulk	1	3/4	3	—	Zinc plated steel/Polypropylene liner	—	—



SP20003

### Nipples - Plastic Lined/Heat Trap

PART NO	PACKAGE TYPE	QTY PER PACKAGE	THREAD SIZE NPT (IN)	LENGTH (IN)	HEAT TRAP TYPE	MATERIAL	CASE QTY	CASE REQ
SP20003	Skin Package	2	3/4	3	Ball	Zinc plated steel/Polypropylene liner	—	—
UV12992	Skin Package	2	3/4	3	Flapper	Zinc plated steel/Polypropylene liner	—	—
UV1299212PK	Skin Package	2	3/4	3	Flapper	Zinc plated steel/Polypropylene liner	12	Yes



UV12992



SP12112S

### Drain Valves

PART NO	BODY MATERIAL	SHANK LENGTH	HANDLE TYPE	TANK FITTING SIZE NPT (IN)	CASE QTY	CASE REQ
SP12112S	Brass	3	Screwdriver	3/4	—	—
UV12039	Poly	2-1/4	Handgrip	3/4	—	—
UV1203912PK	Poly	2-1/4	Handgrip	3/4	12	Yes



UV12039



UV6571B

### T&P Valves

PART NO	TEMP SETTING (°F)	PRESSURE SETTING (PSI)	CSA DISCHARGE CAPACITY (BTU/HR)	BODY LENGTH (IN)	SENSOR LENGTH (IN)	INLET THREAD SIZE - NPT (IN)	OUTLET THREAD SIZE - NPT (IN)	CASE QTY	CASE REQ
SP8346	210	150	105,000	4-1/4	3	3/4	3/4	—	—
UV6571B	210	150	105,000	3-1/4	4	3/4	3/4	—	—
UV6571B12PK	210	150	105,000	3-1/4	4	3/4	3/4	12	Yes



## WATER HEATER PARTS



SP11955C

### Run-Off Tubes

PART NO	CONFIGURATION	END FITTING	TUBE LENGTH (IN)
SP11955C	Side mount	3/4 in. NPT	42
SP11956B	Top mount	3/4 in. NPT	8 Vertical / 62 Horizontal



SP11956B



AP12933

### Dip Tubes

PART NO	END FITTING	TUBE DIAMETER (IN)	TUBE LENGTH (IN)
AP12933	3/4 in. NPT close nipple	3/4	53
SP11248R	Flare	3/4	54



SP11248R



AP12938

### Anode Rods – Aluminum

PART NO	LENGTH (IN)	ROD DIAMETER (IN)	MATERIAL	HEX HEAD SIZE (IN)
AP12938	42	0.625	Aluminum	1-1/16



SP11309C

### Anode Rods – R Tech Resistor Magnesium

PART NO	LENGTH (IN)	ROD DIAMETER (IN)	MATERIAL	HEX HEAD SIZE (IN)
SP11309C	44	0.7	Magnesium	1-1/16
SP11526C	44	0.9	Magnesium	1-1/16



SP11524C

### Anode Rods – Magnesium

PART NO	LENGTH (IN)	ROD DIAMETER (IN)	MATERIAL	HEX HEAD SIZE (IN)
SP11524C	44	0.840	Magnesium	1-1/16
SP11524Z	58	0.840	Magnesium	1-1/16



SP8371B

### Flexible Anode Rods – R Tech Resistor Magnesium

For installations without the overhead clearance normally required for anode rod replacement; consists of four 12 in. sections with flexible linkages.

PART NO	LENGTH (IN)	ROD DIAMETER (IN)	MATERIAL	HEX HEAD SIZE (IN)
SP8371B	54	0.9	Magnesium	1-1/16



## WATER HEATER PARTS



SP57/67

### Water Heater Insulation Blankets

PART NO	DESCRIPTION	CASE QTY	CASE REQ
SP57/11C	Water Heater Blanket R11 – 3 in. x 48 in. x 75 in.	4	Yes
SP57/5	Water Heater Blanket R5 – 1.5 in. x 48 in. x 75 in.	4	Yes
SP57/67	Water Heater Blanket R6.7 – 2 in. x 48 in. x 75 in.	4	Yes



AP12935

### Drain Pans – Plastic

Durable plastic drain pans with 1 in. glue PVC fitting; for electric water heaters only.

PART NO	QTY PER PACK	DIAMETER - BOTTOM (IN)	HEIGHT (IN)	MATERIAL
AP12934	1	20	2-3/4	Plastic
AP12937	1	22	2-3/4	Plastic
AP12935	1	24	2-3/4	Plastic
AP12936	1	26	2-3/4	Plastic



AP12942

### Drain Pans – Aluminum

Aluminum drain pans with 1 in. glue PVC fitting; for gas or electric water heaters.

PART NO	QTY PER PACK	DIAMETER - BOTTOM (IN)	HEIGHT (IN)	MATERIAL
AP12939	1	20	2-1/8	Aluminum
AP12941	1	22	2-1/8	Aluminum
AP12942	1	24	2-1/8	Aluminum
AP12940	1	26	2	Aluminum
AP13325	1	30	2-1/8	Aluminum



RRT-5

### Expansion Tanks

PART NO	DESCRIPTION
RRT-5	RRT Therm-X-Guard expansion tank – 2.5 gal.
RRT-12	RRT Therm-X-Guard expansion tank – 5 gal.



AP13044

### Water Heater Stand

- Durable galvanized steel stand
- Recommended for 30-50 gal. capacity gas water heater protection
- Easy screw and nut assembly

PART NO	DESCRIPTION	CASE QTY	CASE REQ
AP13044	Water Heater Stand – 18 gauge – 21 in. x 21 in. x 18 in., 650 lb weight limit	—	—
AP130443PK	Water Heater Stand – 18 gauge – 21 in. x 21 in. x 18 in., 650 lb weight limit	3	Yes



## RHEEM NATIONAL CUSTOMER SERVICE

**Divison Office:** 334.260.1500

**Parts, Customer Service, Warranty:** 800.621.5622, fax 800.535.9538, email [parts@rheem.com](mailto:parts@rheem.com)

**Technical Service:** 800.HEATER3 (800.432.8373), email [techserv@rheem.com](mailto:techserv@rheem.com)

**Website:** [www.rheem.com](http://www.rheem.com)



4744 Island Ford Road  
Randleman, NC 27317  
336.495.6800 336.495.6867 fax  
[www.rheem.com](http://www.rheem.com)

In keeping with its policy of continuous progress and product improvement, Rheem reserves the right to make changes without notice.  
02-10/RT/WP PRO-8357