



**List Price Sheet**  
**2013**  
**LPS-2013a Effective January 1, 2013**

PRICES SUBJECT TO CHANGE WITHOUT NOTICE



## A continuing tradition of innovative products

For more than half a century, IPS® Corporation has been continually refining – and redefining– plumbing industry technologies. We were the first to produce a reliable cement for use with PVC, CPVC, and ABS pipe and fittings, and the first to introduce plastic recessed washing machine and icemaker outlet boxes.

Today, IPS Corp. offers the industry's most advanced, extensive mix of plumbing products, all of them designed to help plumbers do a faster, more professional job. Featuring solutions from seven IPS brands, our products are available through a nationwide network of distributors who are committed to providing fast, efficient, customer-focused service.



The era of plastic piping in the United States began in 1954 with the introduction of Weld-ON® PVC 710™, America's first plastic pipe cement. Through the 1960's, IPS introduced several other PVC transition and ABS cements, cleaners, and primers. Today, Weld-On offers the widest range of solvent cements for plumbing, industrial grade pipe, and fittings up to 30". Weld-On formulations are all low VOC, all the time.



Beginning with the industry's first washing machine outlet box in 1958, the Guy Gray line has evolved into a broad line of high quality products, including FR-12 Fire Rated Boxes, Stainless Steel, White Powder Coated, Dual Drain, Dishwasher, Dryer, and Gas Outlet Boxes. The initial offering of domestic valves now includes Single Lever, Quarter Turn, and Hammer Arrester Valves with Solder, PEX, CPVC, and other connections.



In 1969, Water-Tite standardized laundry connections with the first plastic Washing Machine Recessed Outlet Box. In 1978, we expanded our reputation as industry innovators with the first recessed Ice Maker Outlet Box. Labor-saving products also include the 3 N 1™ Multi-Size Roof Flashing, Right Strap™ Multi-Functional Clamp, Single Shot Insulating Clamp, TechnoFlange, Angle Stop Boxes and Dimple Valve, and Stabilizer Support System. Today, the Water-Tite product line offers a wide range of plastic labor-saving specialty plumbing products.



Since 1931, the AB&A™ product family has grown to include a full line of plastic and brass bath wastes, plastic, cast iron, and brass plumbing drains and fittings, clean outs, and associated accessories. Easy-to-install AB&A bath wastes are offered in an assortment of special finishes to complement today's designs and customer preferences. A wide range of lavatory, floor, and shower drains are available in plastic, bronze, or cast brass. Recognized for its consistent high quality, AB&A products are used in both new construction and retrofit markets.



Test-Tite® has been manufacturing a complete line of pneumatic and mechanical test plugs for more than 40 years. The full line of pneumatic test plugs includes Standard, Multi-size, Cleanout, Long, Bypass Pneumatic Plugs, and the all-new patented Pressure Relief Pneumatic Test Plug for use in residential, commercial, and underground markets. Our pneumatic plugs come standard with a heavy wall thickness, allowing for a 3-year limited warranty. Our full line of mechanical test plugs includes the all-new, patentpending Mechanical Cleanout Test Plug.



In 1970, Studor's founder, Sture Ericson, developed AAV technology, which was brought to the United States in 1986. Today, Studor® remains the only specialized AAV manufacturer in the world, with millions of valves successfully installed in North America and worldwide. Studor has pioneered AAV technology since its introduction. Accordingly, AAVs are commonly referred to as "Studor vents" – the brand name in the industry. The expertise in designing plumbing systems by Studor engineers is unmatched. Remember, "It's not a Studor valve unless it says so!"



The Truebro line consists of protective undersink pipe covers and plumbing enclosures for ADA compliance in handicap-accessible lavatories and sinks – for both new construction and retrofit markets. The Lav Guard® 2, Lav Shield®, Basin Guard®, and Soft Guard Plus™ are professional ADA-mandated protection systems designed for durability, aesthetics, and sanitary installations. Basin Guard® is a clean and durable design for ADA-compliance in lavatories installed into countertops.



## Customer Information Guide

Plumbing Division - Effective 02/08/11

### IPS Corporation works for You!

As a manufacturer of products for the construction market, we understand the necessity of shipping products in a safe and timely manner. These guidelines are designed to help everyone in the order placement and fulfillment chain – our valued distributors, customers and internal employees – navigate easily and efficiently through the order and delivery process. If you are a new customer, there are a couple of areas in which we need your help—to ensure that we provide the best possible service to you. The Credit Application, and if applicable, Tax Exempt forms are vital to begin the fulfillment process, and we ask that you complete these forms as accurately as possible. Should you need either of these forms, please contact your sales representative or the Customer Service Center (CSC). Once completed, they may be emailed or faxed to your sales representative.

### Contacting IPS Corporation

---

Customer Service Center (CSC) hours are Monday through Friday 7:00 am to 6:00 pm (CST)

Customer Service Center: (800) 888-8312

Customer Service Center Fax: (901) 853-5008

Customer Service Center E-Mail: [tncustserv@ipscorp.com](mailto:tncustserv@ipscorp.com)

### Ordering Great Brands

---

The following items are needed to properly enter and ship your order:

- Sold To and Ship To Names and Addresses
- Contact name and phone number for Ship To
- Item number(s), quantity and price

To place an order, simply call, fax, or e-mail your purchase order (PO) to the CSC.

Minimum order amount is \$100.00 net, except Next Day Air or direct-to-contractor shipments.

IPS Corp. reserves the right to increase orders for less than standard packaging to minimum standard packaging quantities.

### Terms of Sale

---

- All accounts and orders are subject to the approval of IPS Corporation's Credit Department. Orders will only be accepted by the CSC for accounts deemed in good standing by the Credit Department.
- Payment terms are 2% 10th Prox., Net 30th.

### Freight

---

- IPS will pay freight to one destination within the 48 contiguous states on orders meeting \$1,500.00 net minimum for Water-Tite product only or combined WELD-ON® and Water-Tite products, or 500 lbs. of WELD-ON product only.
- Will-call is available from the Collierville, TN and Compton, CA distribution centers. Will-calls must have 24 hour lead time (excluding N/S items in Collierville) and a confirmation call from the CSC prior to pick-up. Pick-up hours are 8:00 a.m. to 3:00 p.m. local time.

### Product Returns

---

All product returns must be pre-approved and accompanied by an RMA number issued by the CSC. RMAs require original purchase order number, SKU number, customer contact information, reason for return, and 25% restocking fee. To receive credit, all product must be in original packaging and in sellable condition.

# AB&A Additions/Changes Overview

LPS-2012a Effective January 1, 2012

With the addition of the AB&A products to the IPS product line, the discount program remains the same – still containing 24 product categories. However, certain categories have been combined, and new AB&A product categories have been added. This price list reflects the new categories, arranged by brand. Please refer to the online price list, which can be downloaded at [www.ipscorp.com/pdf/IPS\\_PriceList\\_Jan2011.pdf](http://www.ipscorp.com/pdf/IPS_PriceList_Jan2011.pdf), for further updates. This price list contains AB&A's most popular items; a full product listing for AB&A products may be found in the AB&A catalog. *AB&A model numbers were required to be changed slightly.*

## Former IPS Categories Combined:

### Previous Categories

Category	Description
3	Solder, Flux, & Fitting Brushes
6	Angle Stop & Toilet Connection Boxes
9	Commercial Drains
19	Pipe Sleeving & Stud Guards

### Combined with Categories

Category	Description
2	Sealants, Compounds, & Lubricants
5	Ice Maker & Specialty Boxes
7	Light Commercial Drains
18	Tub Protectors & Pipe Sleeving

## NEW AB&A Branded Categories

Category 3 - Access Panels

Category 6 - Cast Iron Drains & Cleanouts

Category 7 - Light Commercial Drains

Category 8 - Floor & Shower Drains

Category 9 - Waste & Overflow, Trim Kits

Category 19 - Lav Drains/Cleanout Cvr/Plugs

## IPS Product Categories, effective January 1, 2011

**Category 1 – Cements, Primers & Cleaners**

**Category 2 – Sealants, Compounds & Lubricants**

**Category 3 – Access Panels**

**Category 4 – Washing Machine Outlet Boxes**

**Category 5 – Ice Maker & Specialty Boxes**

**Category 6 – Cast Iron Drains & Cleanouts**

**Category 7 – Light Commercial Drains**

**Category 8 – Floor & Shower Drains**

**Category 9 – Waste & Overflow, Trim Kits**

**Category 10 – Closet & Urinal Flanges**

**Category 11 – Pneumatic Plugs & Accessories**

**Category 12 – Mechanical Test Plugs**

**Category 13 – Test Caps**

**Category 14 – Stabilizer Systems**

**Category 15 – Clamps & Insulators**

**Category 16 – Strapping, J-Hooks, & Hangers**

**Category 17 – Plastic & Metal Heater Pans**

**Category 18 – Tub Protectors & Boxes, Pipe Sleeving**

**Category 19 – Lav Drains, Cleanout Covers & Plugs**

**Category 20 – Shower Pan Liners**

**Category 21 – Roof Flashings**

**Category 22 – Air Admittance Valves**

**Category 23 – Hammer Arresters**

**Category 24 – Undersink Protection Systems**

## AB&A Model Numbers - Special Finishes Legend

AN	Antique Nickel	SN	Satin Nickel/Stainless Steel
BI	Biscuit/Bone	SP	Satin Pearl
ORB	Oil Rubbed Bronze	VB	Venitian Bronze
PB	Polished Brass	W	White
PN	Polished Nickel		
SC	Satin Chrome		

For bath waste kits, ZINC strainers and Plastic stoppers are available upon request. Please contact your sales



## Incentive Program Savings

The IPS Corporation Incentive Program offers significant savings when you order from 8, 10, or 12 selected product groups. Order from 8 or more of the groups listed below and receive a bottom line discount on your invoice.\*

PURCHASE	RECEIVE
<b>8</b> Product Groups	▶ <b>2%</b> Discount
<b>10</b> Product Groups	▶ <b>3%</b> Discount
<b>12</b> Product Groups	▶ <b>4%</b> Discount

Category 1 – Cements, Primers & Cleaners

Category 2 – Sealants, Compounds & Lubricants

Category 3 – Access Panels

Category 4 – Washing Machine Outlet Boxes

Category 5 – Ice Maker & Specialty Boxes

Category 6 – Cast Iron Drains & Cleanouts

Category 7 – Light Commercial Drains

Category 8 – Floor & Shower Drains

Category 9 – Waste & Overflow, Trim Kits

Category 10 – Closet & Urinal Flanges

Category 11 – Pneumatic Plugs & Accessories

Category 12 – Mechanical Test Plugs

Category 13 – Test Caps

Category 14 – Stabilizer Systems

Category 15 – Clamps & Insulators

Category 16 – Strapping, J-Hooks & Hangers

Category 17 – Plastic & Metal Heater Pans

Category 18 – Tub Protectors & Boxes, Pipe Slewing

Category 19 – Lav Drains, Cleanout Covers & Plugs

Category 20 – Shower Pan Liners

Category 21 – Roof Flashings

Category 22 – Air Admittance Valves

Category 23 – Hammer Arresters

Category 24 – Undersink Protection Systems

\*Items noted with an asterisk do not qualify for the program. See incentive materials for eligible products in each group. Order must meet standard prepaid terms of \$1,500. Items must be in case quantities.

LPS-2013a Effective January 1, 2013

Item #	Product Description	Model Number	UPC	Cubic Ft./ Case	Units/ Case***	Lbs./ Case	List Price
--------	---------------------	--------------	-----	-----------------	----------------	------------	------------

**CATEGORY 1 - CEMENTS, PRIMERS & CLEANERS**



**Professional Plumbing Grade PVC Cement**

**PLUMBING CEMENT 780™ CLEAR, REGULAR BODIED, FAST SETTING, UP TO 4" SCH. 40 ONLY**

14004	780, 1/4 PT, Can with Applicator Cap	14004	012181-140048	0.220	24	8	6.90
14003	780, 1/2 PT, Can with Applicator Cap	14003	012181-140031	0.370	24	15	10.00
14002	780, PT, Can with Applicator Cap	14002	012181-140024	0.360	12	14	15.40
14001	780, QT, Can with Applicator Cap	14001	012181-140017	0.670	12	27	26.00
14000	780, GAL, Can with Screw-on Cap	14000	012181-140000	1.070	6	52	84.45



**PLUMBING CEMENT 781™ CLEAR, MEDIUM BODIED, FAST SETTING, UP TO 6" SCH. 40 & 4" SCH. 80**

14009	781, 1/4 PT, Can with Applicator Cap	14009	012181-140093	0.220	24	8	6.95
14008	781, 1/2 PT, Can with Applicator Cap	14008	012181-140086	0.370	24	15	9.95
14007	781, PT, Can with Applicator Cap	14007	012181-140079	0.360	12	14	16.75
14006	781, QT, Can with Applicator Cap	14006	012181-140062	0.670	12	27	27.75
14005	781, GAL, Can with Screw-on Cap	14005	012181-140055	1.070	6	52	94.00



**PLUMBING CEMENT 781™ GRAY, MEDIUM BODIED, FAST SETTING, UP TO 6" SCH. 40 & 4" SCH. 80**

14014	781, 1/4 PT, Can with Applicator Cap	14014	012181-140147	0.220	24	8	6.95
14013	781, 1/2 PT, Can with Applicator Cap	14013	012181-140130	0.370	24	15	9.95
14012	781, PT, Can with Applicator Cap	14012	012181-140123	0.360	12	14	16.75
14011	781, QT, Can with Applicator Cap	14011	012181-140116	0.670	12	27	27.75
14010	781, GAL, Can with Screw-on Cap	14010	012181-140109	1.070	6	52	94.00



**PLUMBING CEMENT 782™ CLEAR, HEAVY BODIED, MEDIUM SETTING, UP TO 12" SCH. 40 & SCH. 80**

14019	782, 1/4 PT, Can with Applicator Cap	14019	012181-140192	0.290	24	9	8.30
14018	782, 1/2 PT, Can with Applicator Cap	14018	012181-140185	0.370	24	15	12.40
14017	782, Can with Applicator Cap	14017	012181-140178	0.360	12	14	21.80
14016	782, QT, Can with Applicator Cap	14016	012181-140161	0.670	12	28	36.80
14015	782, GAL, Can with Screw-on Wide Mouth Cap	14015	012181-140154	1.070	6	53	123.90



**PLUMBING CEMENT 782™ GRAY, HEAVY BODIED, MEDIUM SETTING, UP TO 12" SCH. 40 & SCH. 80**

14023	782, 1/2 PT, Can with Applicator Cap	14023	012181-140239	0.370	24	15	12.40
14022	782, PT, Can with Applicator Cap	14022	012181-140222	0.360	12	14	21.80
14021	782, QT, Can with Applicator Cap	14021	012181-140215	0.670	12	28	36.80
14020	782, GAL, Can with Screw-on Wide Mouth Cap	14020	012181-140208	1.070	6	53	123.90



**PVC 702™ CLEAR, REGULAR BODIED, FAST SETTING, UP TO 4" SCH. 40 ONLY**

10978	702, 1/4 PT, Can with Applicator Cap	107020051	012181-109786	0.22	24	8	7.10
10977	702, 1/2 PT, Can with Applicator Cap	107020041	012181-109779	0.37	24	15	10.30
10976	702, PT, Can with Applicator Cap	107020031	012181-109762	0.36	12	14	15.85
10975	702, QT, Can with Applicator Cap	107020021	012181-109755	0.67	12	27	26.80
10974	702, GAL, Can with Screw-on Cap	107020011	012181-109748	1.07	6	51	87.00



**Professional Plumbing Grade PVC Specialty Cement**

**PVC 727™ HOT 'R COLD™ CLEAR, MEDIUM BODIED, VERY FAST SETTING, UP TO 6" SCH. 40 & 4" SCH. 80**

10842	727, PT, Can with Applicator Cap	107270031	012181-108420	0.36	12	14	23.50
10841	727, QT, Can with Applicator Cap	107270021	012181-108413	0.67	12	28	40.25
10840	727, GAL, Can with Screw-on Cap	107270011	012181-108406	1.07	6	53	132.45



**PVC 735™ WET 'N FAST™ BLUE, MEDIUM BODIED, EXTREMELY FAST SETTING, UP TO 6" SCH. 40 & 4" SCH. 80**

12498	735, 1/4 PT, Can with Applicator Cap	107350951	012181-124987	0.22	24	8	7.85
12497	735, 1/2 PT, Can with Applicator Cap	107350941	012181-124970	0.37	24	15	12.65
12496	735, PT, Can with Applicator Cap	107350931	012181-124963	0.36	12	14	21.70
12495	735, QT, Can with Applicator Cap	107350921	012181-124956	0.67	12	27	37.10
12494	735, GAL, Can with Screw-on Cap	107350911	012181-124949	1.07	6	53	128.15



**PVC 737™ TURF 'N AG™ BLUE, MEDIUM BODIED, VERY FAST SETTING, UP TO 8" SCH. 40 & 4" SCH. 80**

11985	737, 1/4 PT, Can with Applicator Cap	107370951	012181-119853	0.22	24	8	7.30
11984	737, 1/2 PT, Can with Applicator Cap	107370941	012181-119846	0.37	24	15	12.10
10990	737, PT, Can with Applicator Cap	107370931	012181-109908	0.36	12	14	20.00
10989	737, QT, Can with Applicator Cap	107370921	012181-109892	0.67	12	28	34.15
10988	737, GAL, Can with Screw-on Cap	107370911	012181-109885	1.07	6	53	117.40













**FLEXIBLE PVC 795™ CLEAR, MEDIUM BODIED, FAST SETTING**

10283	795, 1/4 PT, Can with Applicator Cap	107950051	012181-102831	0.22	24	8	8.75
10282	795, 1/2 PT, Can with Applicator Cap	107950041	012181-102824	0.37	24	15	13.00
10281	795, PT, Can with Applicator Cap	107950031	012181-102817	0.36	12	14	22.20
10280	795, QT, Can with Applicator Cap	107950021	012181-102800	0.67	12	27	37.40
10278	795, GAL, Can with Screw-on Cap	107950011	012181-102787	1.07	6	51	129.80



**FLEXIBLE PVC 795™ BLUE, MEDIUM BODIED, FAST SETTING**

11905	795, QT, Can with Applicator Cap	107950921	012181-119051	0.67	12	27	37.40
11727	795, GAL, Can with Screw-on Cap	107950911	012181-117279	1.07	6	51	129.80

Item #	Product Description	Model Number	UPC	Cubic Ft./ Case	Units/ Case***	Lbs./ Case	List Price		
<b>Professional Industrial Grade PVC Cement</b>									
<b>PVC 710™ CLEAR, REGULAR BODIED, VERY FAST SETTING, UP TO 2" SCH. 40 ONLY</b>									
10115	710, 1/4 PT, Can with Applicator Cap	107100051	012181-101155	0.22	24	8	7.50		
10114	710, 1/2 PT, Can with Applicator Cap	107100041	012181-101148	0.37	24	15	10.95		
10113	710, PT, Can with Applicator Cap	107100031	012181-101131	0.36	12	14	18.85		
10112	710, QT, Can with Applicator Cap	107100021	012181-101124	0.67	12	27	30.70		
10111	710, GAL, Can with Screw-on Cap	107100011	012181-101117	1.07	6	52	102.40		
<b>PVC 705™ GRAY, MEDIUM BODIED, FAST SETTING, UP TO 6" SCH. 40 &amp; 4" SCH. 80</b>									
10101	705, 1/4 PT, Can with Applicator Cap	107050151	012181-101018	0.22	24	8	7.20		
10098	705, 1/2 PT, Can with Applicator Cap	107050141	012181-100981	0.37	24	15	10.40		
10094	705, PT, Can with Applicator Cap	107050131	012181-100943	0.36	12	14	18.30		
10090	705, QT, Can with Applicator Cap	107050121	012181-100905	0.67	12	27	29.10		
10086	705, GAL, Can with Screw-on Cap	107050111	012181-100868	1.07	6	52	99.15		
<b>PVC 705™ CLEAR, MEDIUM BODIED, FAST SETTING, UP TO 6" SCH. 40 &amp; 4" SCH. 80</b>									
10103	705, 3TB, Tube	107050064	012181-101032	0.20	48	3	4.95		
10100	705, 1/4 PT, Can with Applicator Cap	107050051	012181-101001	0.22	24	8	7.20		
10097	705, 1/2 PT, Can with Applicator Cap	107050041	012181-100974	0.37	24	15	10.40		
10093	705, PT, Can with Applicator Cap	107050031	012181-100936	0.36	12	14	18.30		
10089	705, QT, Can with Applicator Cap	107050021	012181-100899	0.67	12	27	29.10		
10085	705, GAL, Can with Screw-on Cap	107050011	012181-100851	1.07	6	52	99.15		
<b>PVC 721™ BLUE, MEDIUM BODIED, FAST SETTING, UP TO 6" SCH. 40 &amp; 4" SCH. 80</b>									
10849	721, 1/4 PT, Can with Applicator Cap	107210951	012181-108499	0.22	24	8	7.65		
10163	721, 1/2 PT, Can with Applicator Cap	107210941	012181-101636	0.37	24	15	12.65		
10162	721, PT, Can with Applicator Cap	107210931	012181-101629	0.36	12	14	21.70		
10161	721, QT, Can with Applicator Cap	107210921	012181-101612	0.67	12	28	36.40		
10160	721, GAL, Can with Screw-on Cap	107210911	012181-101605	1.07	6	53	125.20		
<b>PVC 711™ GRAY, HEAVY BODIED, MEDIUM SETTING, UP TO 12" ALL CLASSES AND SCHEDULES</b>									
10123	711, 1/2 PT, Can with Applicator Cap	107110141	012181-101230	0.37	24	15	13.00		
10121	711, PT, Can with Applicator Cap	107110131	012181-101216	0.36	12	14	22.70		
10119	711, QT, Can with Applicator Cap	107110121	012181-101193	0.67	12	28	38.20		
10117	711, GAL, Can with Screw-on Wide Mouth Cap	107110111	012181-101179	1.07	6	54	129.20		
<b>PVC 719™ GRAY, EXTRA HEAVY BODIED, SLOW SETTING, UP TO 30" ALL CLASSES AND SCHEDULES</b>									
10156	719, TQT, Triple Tight Paint Can	107190122	012181-101568	0.67	12	29	45.75		
13078	719, GAL, Triple Tight Paint Can	107190115	012181-130780	1.07	6	56	150.85		
<b>PVC 719™ WHITE, EXTRA HEAVY BODIED, SLOW SETTING, UP TO 30" ALL CLASSES AND SCHEDULES</b>									
12658	719, 10.3 Oz, Tube	107190266	012181-126585	1.00	24	21	25.70		
10159	719, PT, Triple Tight Paint Can	107190232	012181-101599	0.36	12	15	26.40		
10157	719, QT, Triple Tight Paint Can	107190222	012181-101575	0.67	12	29	45.75		
10155	719, GAL, Triple Tight Paint Can	107190212	012181-101551	0.86	4	37	150.85		
<b>Professional Industrial Grade PVC Specialty Cement</b>									
<b>PVC 750™ HOTWELD BLUE, MEDIUM BODIED, FAST SETTING, UP TO 6" SCH. 40 &amp; 6" SCH. 80</b>									
13754	750, 1/4 PT, Can with Applicator Cap	13754	012181-137543	0.22	24	8	6.95		
13753	750, 1/2 PT, Can with Applicator Cap	13753	012181-137536	0.37	24	15	11.45		
13752	750, PT, Can with Applicator Cap	13752	012181-137529	0.36	12	14	19.50		
13751	750, QT, Can with Applicator Cap	13751	012181-137512	0.67	12	27	32.80		
13750	750, GAL, Can with Screw-on Cap	13750	012181-137505	1.07	6	53	112.80		
<b>PVC 725™ WET 'R DRY™ AQUA BLUE, MEDIUM BODIED, EXTREMELY FAST SETTING, UP TO 6" SCH. 40 &amp; 4" SCH. 80</b>									
10850	725, 1/4 PT, Can with Applicator Cap	107250951	012181-108505	0.22	24	8	7.65		
10167	725, 1/2 PT, Can with Applicator Cap	107250941	012181-101674	0.37	24	15	12.50		
10166	725, PT, Can with Applicator Cap	107250931	012181-101667	0.36	12	14	21.25		
10165	725, QT, Can with Applicator Cap	107250921	012181-101650	0.67	12	27	35.65		
10164	725, GAL, Can with Screw-on Cap	107250911	012181-101643	1.07	6	53	122.95		
<b>PVC 738™ HOT 'N FAST BLUE, FAST SETTING</b>									
12248	737, 1/2 PT, Can with Applicator Cap	127370941	012181-122488	0.37	24	15	12.15		
12247	737, PT, Can with Applicator Cap	127370931	012181-122471	0.36	12	14	20.30		
12246	737, QT, Can with Applicator Cap	127370921	012181-122464	0.67	12	28	34.30		
12245	737, GAL, Can with Screw-on Cap	127370911	012181-122457	1.07	6	53	117.95		

Item #	Product Description	Model Number	UPC	Cubic Ft./ Case	Units/ Case***	Lbs./ Case	List Price
<b>Professional Plumbing Grade CPVC Cement</b>							
<b>CPVC 713™ ORANGE, REGULAR BODIED, FAST SETTING, UP TO 2" CTS and SCH. 40 CPVC</b>							
10129	713, 1/4 PT, Can with Applicator Cap	107130651	012181-101292	0.22	24	8	8.40
10128	713, 1/2 PT, Can with Applicator Cap	107130641	012181-101285	0.37	24	15	13.45
10127	713, PT, Can with Applicator Cap	107130631	012181-101278	0.36	12	14	21.65
10126	713, QT, Can with Applicator Cap	107130621	012181-101261	0.67	12	27	37.55
<b>CPVC FlowGuard Gold™ YELLOW, REGULAR BODIED, FAST SETTING, LOW VOC, UP TO 2" CTS CPVC</b>							
11029	FGG, 1/4 PT, Can with Applicator Cap	127130851	012181-110294	0.22	24	8	8.80
11028	FGG, 1/2 PT, Can with Applicator Cap	127130841	012181-110287	0.37	24	15	13.95
11027	FGG, PT, Can with Applicator Cap	127130831	012181-110270	0.36	12	14	22.65
11026	FGG, QT, Can with Applicator Cap	107130621	012181-110263	0.67	12	27	39.40
11025	FGG, GAL, Can with Screw-on Cap	107130611	012181-110256	1.07	6	56	134.85
<b>Professional Industrial Grade CPVC Cement</b>							
<b>CPVC 714™ ORANGE, HEAVY BODIED, MEDIUM SETTING, UP TO 12" CPVC ALL CLASSES AND SCHEDULES</b>							
10137	714, 1/2 PT, Can with Applicator Cap	107140641	012181-101377	0.37	24	15	14.65
10135	714, PT, Can with Applicator Cap	107140631	012181-101353	0.36	12	14	23.70
10132	714, QT, Can with Applicator Cap	107140621	012181-101322	0.67	12	29	42.20
10130	714, GAL, Can with Screw-on Cap	107140611	012181-101308	1.07	6	55	145.80
<b>CPVC 714™ GRAY, HEAVY BODIED, MEDIUM SETTING, UP TO 12" CPVC ALL CLASSES AND SCHEDULES</b>							
10134	714, PT, Can with Applicator Cap	107140131	012181-101346	0.36	12	14	23.70
10131	714, QT, Can with Applicator Cap	107140121	012181-101315	0.67	12	29	42.20
<b>CPVC 724™ ORANGE, HEAVY BODIED, LOW VOC, MEDIUM SETTING</b>							
13531	724, PT, Can with Applicator Cap	13531	012181-135310	0.36	12	15	25.45
12818	724, QT, Can with Applicator Cap	107240621	012181-128183	0.67	12	29	44.90
12817	724, GAL, Can with Screw-on Wide Mouth Cap	107240611	012181-128174	1.07	6	56	155.15
<b>CPVC 724™ GRAY, HEAVY BODIED, LOW VOC, MEDIUM SETTING</b>							
11890	724, PT, Can with Applicator Cap	107240131	012181-118900	0.36	12	15	25.45
11659	724, QT, Can with Applicator Cap	107240121	012181-116593	0.67	12	29	44.90
12233	724, GAL, Can with Screw-on Wide Mouth Cap	107240111	012181-122334	1.07	6	56	155.15
<b>CPVC 729™ GRAY, EXTRA HEAVY BODIED, LOW VOC, SLOW SETTING, UP TO 24" CPVC ALL CLASSES AND SCHEDULES</b>							
10845	729, QT, Triple Tight Paint Can	107290122	012181-108451	0.67	12	29	50.55
10844	729, GAL, Triple Tight Paint Can	107290112	012181-108444	0.86	4	37	164.85



Item #	Product Description	Model Number	UPC	Cubic Ft./ Case	Units/ Case***	Lbs./ Case	List Price
<b>Professional Plumbing Grade ABS Cement</b>							
<b>ABS 771™ MILKY, MEDIUM BODIED, FAST SETTING, UP TO 8" ALL CLASSES AND SCHEDULES</b>							
10233	771, PT, Can with Applicator Cap	107710531	012181-102336	0.36	12	13	17.65
10232	771, QT, Can with Applicator Cap	107710521	012181-102329	0.67	12	26	30.15
10230	771, GAL, Can with Screw-on Cap	107710511	012181-102305	1.07	6	49	102.55
<b>ABS 771™ YELLOW, MEDIUM BODIED, FAST SETTING, UP TO 8" ALL CLASSES AND SCHEDULES</b>							
10969	771, 1/4 PT, Can with Applicator Cap	107710851	012181-109694	0.22	24	7	8.70
10968	771, 1/2 PT, Can with Applicator Cap	107710841	012181-109687	0.37	24	14	11.05
10967	771, PT, Can with Applicator Cap	107710831	012181-109670	0.36	12	13	17.65
10966	771, QT, Can with Applicator Cap	107710821	012181-109663	0.67	12	26	30.15
10965	771, GAL, Can with Screw-on Cap	107710811	012181-109656	1.07	6	49	102.55
<b>ABS 773™ BLACK, MEDIUM BODIED, FAST SETTING, UP TO 8" ALL CLASSES AND SCHEDULES</b>							
10246	773, 1/4 PT, Can with Applicator Cap	107730351	012181-102466	0.22	24	8	7.10
10245	773, 1/2 PT, Can with Applicator Cap	107730341	012181-102459	0.37	24	14	9.60
10244	773, PT, Can with Applicator Cap	107730331	012181-102442	0.36	12	13	15.95
10243	773, QT, Can with Applicator Cap	107730321	012181-102435	0.67	12	26	26.10
10241	773, GAL, Can with Screw-on Cap	107730311	012181-102411	1.07	6	50	87.50
<b>ABS 778™ LOW VOC, BLACK, MEDIUM BODIED, FAST SETTING, UP TO 8" ALL CLASSES AND SCHEDULES</b>							
13650	778, 1/2 PT, Can with Applicator Cap	13650	012181-136508	0.37	24	14	9.60
13649	778, PT, Can with Applicator Cap	13649	012181-136492	0.36	12	13	15.95
13648	778, QT, Can with Applicator Cap	13648	012181-136485	0.67	12	26	26.10
13647	778, GAL, Can with Screw-on Cap	13647	012181-136478	1.07	6	50	87.50
<b>ABS 778™ REGULAR VOC, BLACK, MEDIUM BODIED, FAST SETTING, UP TO 8" ALL CLASSES AND SCHEDULES</b>							
13536	778, 1/4 PT, Can with Applicator Cap	13536	012181-135365	0.22	24	8	7.10
13535	778, 1/2 PT, Can with Applicator Cap	13535	012181-135358	0.37	24	14	9.60
13534	778, PT, Can with Applicator Cap	13534	012181-135341	0.36	12	13	16.00
13533	778, QT, Can with Applicator Cap	13533	012181-135334	0.67	12	26	26.10
13537	778, GAL, Can with Screw-on Cap	13537	012181-135372	1.07	6	50	87.50
<b>Professional Plumbing Grade Multi-Purpose Cement</b>							
<b>MULTI-PURPOSE 790™ CLEAR, MEDIUM BODIED, FAST SETTING, UP TO 6" PVC/CPVC/ABS ALL C&amp;S AND 4" SCHEDULE 80</b>							
10260	790, 1/4 PT, Can with Applicator Cap	107900051	012181-102602	0.22	24	8	8.25
10259	790, 1/2 PT, Can with Applicator Cap	107900041	012181-102596	0.37	24	15	12.05
10258	790, PT, Can with Applicator Cap	107900031	012181-102589	0.36	12	14	20.25
10257	790, QT, Can with Applicator Cap	107900021	012181-102572	0.67	12	27	33.80
11248	790, GAL, Can with Screw-on Cap	107900011	012181-112489	1.07	6	53	111.15
<b>TRANSITION ABS TO PVC 794™ GREEN, MEDIUM BODIED, FAST SETTING, UP TO 6" ABS/PVC (EXCEPT SCH. 80)</b>							
13369	794, 1/4 PT, Can with Applicator Cap	13369	012181-133699	0.22	24	8	8.75
10275	794, 1/2 PT, Can with Applicator Cap	107940741	012181-102756	0.37	24	15	12.75
10274	794, PT, Can with Applicator Cap	107940731	012181-102749	0.36	12	14	20.80
10273	794, QT, Can with Applicator Cap	107940721	012181-102732	0.67	12	28	35.80
10272	794, GAL, Can with Screw-on Cap	107940711	012181-102725	1.07	6	54	117.65
<b>PRIMERS &amp; CLEANERS</b>							
<b>Professional Plumbing Grade PVC / CPVC Low VOC Primer</b>							
<b>PURPLE PRIMER FOR ALL PVC AND CPVC</b>							
14028	PLUMBING PRIMER, 1/4 PT, Can with Applicator Cap	14028	012181-140284	0.220	24	7	6.90
14027	PLUMBING PRIMER, 1/2 PT, Can with Applicator Cap	14027	012181-140277	0.370	24	14	9.35
14026	PLUMBING PRIMER, PT, Can with Applicator Cap	14026	012181-140260	0.360	12	13	17.30
14025	PLUMBING PRIMER, QT, Can with Applicator Cap	14025	012181-140253	0.670	12	25	28.85
14024	PLUMBING PRIMER, GAL, Can with Screw-on Cap	14024	012181-140246	1.070	6	49	86.90
<b>CLEAR PRIMER FOR ALL PVC AND CPVC</b>							
14033	PLUMBING PRIMER, 1/4 PT, Can with Applicator Cap	14033	012181-140338	0.220	24	7	6.90
14032	PLUMBING PRIMER, 1/2 PT, Can with Applicator Cap	14032	012181-140321	0.370	24	14	9.35
14031	PLUMBING PRIMER, PT, Can with Applicator Cap	14031	012181-140314	0.360	12	13	17.30
14030	PLUMBING PRIMER, QT, Can with Applicator Cap	14030	012181-140307	0.670	12	25	28.85
14029	PLUMBING PRIMER, GAL, Can with Screw-on Cap	14029	012181-140291	1.070	6	49	86.90



Item #	Product Description	Model Number	UPC	Cubic Ft./ Case	Units/ Case***	Lbs./ Case	List Price
<b>Professional Industrial Grade PVC / CPVC Low VOC Primer</b>							
<b>P-70™ LOW VOC PURPLE PRIMER FOR ALL PVC AND CPVC</b>							
10229	P-70, 1/4 PT, Can with Applicator Cap	107700451	012181-102299	0.22	24	7	7.65
10227	P-70, 1/2 PT, Can with Applicator Cap	107700441	012181-102275	0.37	24	14	10.50
10225	P-70, PT, Can with Applicator Cap	107700431	012181-102251	0.36	12	13	20.95
10223	P-70, QT, Can with Applicator Cap	107700421	012181-102237	0.67	12	26	33.95
10221	P-70, GAL, Can with Screw-on Cap	107700411	012181-102213	1.07	6	49	111.60
<b>P-70™ LOW VOC CLEAR PRIMER FOR ALL PVC AND CPVC (VERY AGGRESSIVE)</b>							
10228	P-70, 1/4 PT, Can with Applicator Cap	107700051	012181-102282	0.22	24	7	7.65
10226	P-70, 1/2 PT, Can with Applicator Cap	107700041	012181-102268	0.37	24	14	10.50
10224	P-70, PT, Can with Applicator Cap	107700031	012181-102244	0.36	12	13	20.95
10222	P-70, QT, Can with Applicator Cap	107700021	012181-102220	0.67	12	26	33.95
10220	P-70, GAL, Can with Screw-on Cap	107700011	012181-102206	1.07	6	49	111.60
<b>P-75™ WET 'R DRY LOW VOC AQUA BLUE PRIMER FOR USE WITH 725 WET 'R DRY CEMENTS</b>							
10250	P-75, 1/2 PT, Can with Applicator Cap	107750941	012181-102503	0.37	24	14	11.80
10249	P-75, PT, Can with Applicator Cap	107750931	012181-102497	0.36	12	13	23.50
10248	P-75, QT, Can with Applicator Cap	107750921	012181-102480	0.67	12	25	38.05
10247	P-75, GAL, Can with Screw-on Cap	107750911	012181-102473	1.07	6	48	122.70
<b>Professional Grade Cleaner</b>							
<b>C-65™ LOW VOC CLEAR CLEANER FOR PVC/CPVC/ABS/STYRENE</b>							
10204	C-65, 1/4 PT, Can with Applicator Cap	107650051	012181-102046	0.22	24	7	5.65
10203	C-65, 1/2 PT, Can with Applicator Cap	107650041	012181-102039	0.37	24	13	8.45
10202	C-65, PT, Can with Applicator Cap	107650031	012181-102022	0.36	12	12	14.70
10201	C-65, QT, Can with Applicator Cap	107650021	012181-102015	0.67	12	24	21.60
10200	C-65, GAL, Can with Screw-on Cap	107650011	012181-102008	1.07	6	46	69.05
<b>PC-64™ LOW VOC PURPLE PRIMER-CLEANER FOR PVC AND CPVC</b>							
10875	PC-64, 1/4 PT, Can with Applicator Cap	107640451	012181-108758	0.22	24	7	6.20
10874	PC-64, 1/2 PT, Can with Applicator Cap	107640441	012181-108741	0.37	24	13	9.25
10873	PC-64, PT, Can with Applicator Cap	107640431	012181-108734	0.36	12	12	17.25
10872	PC-64, QT, Can with Applicator Cap	107640421	012181-108727	0.67	12	25	28.45
10871	PC-64, GAL, Can with Screw-on Cap	107640411	012181-108710	1.07	6	47	82.45
<b>PC-64™ LOW VOC CLEAR PRIMER-CLEANER FOR PVC AND CPVC</b>							
12656	PC-64, QT, Can with Applicator Cap	107640021	012181-126561	0.67	12	25	28.45
<b>SPECIAL PURPOSE PRODUCTS</b>							
<b>600™ CLEAR, LIGHT BODIED CONTACT ADHESIVE FOR POLYETHYLENE, POLYPROPYLENE, PVC, CPVC, ABS, STYRENE</b>							
10077	600, PT, Can with Applicator Cap	106000031	012181-100776	0.36	12	13	22.40
10076	600, QT, Can with Applicator Cap	106000021	012181-100769	0.67	12	26	38.15
<b>810™ A&amp;B WHITE TWO COMPONENT REACTIVE ADHESIVE FOR PVC, CPVC, DISSIMILAR MATERIALS</b>							
10813	810, 4 Oz, Plastic Jar with Screw-on Cap	10810K151	012181-108130	0.42	6	3	19.95
10812	810, PT, Plastic Jar with Screw-on Cap	10810K131	012181-108123	0.42	4	6	43.15
10811	810, QT, Plastic Jar with Screw-on Cap	10810K121	012181-108116	0.78	4	11	66.00
10810	810, GAL, Plastic Jar with Screw-on Cap	10810K111	012181-108109	1.21	4	41	215.35
<b>SOLVENT WELDING APPLICATORS &amp; ACCESSORIES</b>							
<b>CAN APPLICATOR BRUSHES &amp; DAUBERS</b>							
* 12121	PB-1 Brush in Plastic Cap w/Handle for Pt. & Qt. Cans	006010000	012181-121214	0.20	25	3	9.30
* 10963	CM-BCP Can-Mate™ Adjustable Plastic Brush	001930000	012181-109632	0.20	25	2	10.50
* 12307	CM-50 Can-Mate™ Adjustable 1/2" Dauber	001730000	012181-123072	0.20	50	2	5.15
* 10832	CM-75 Can-Mate™ Adjustable 3/4" Dauber	001720000	012181-108321	0.20	50	2	5.15
* 10833	CM-150 Can-Mate™ Adjustable 1-1/2" Dauber	001710000	012181-108338	0.20	50	2	5.15
* 13199	DH-38, 3/8" Cap Dauber for FlowGuard Gold 1/4 & 1/2 Pint Cans	006200000	012181-131992	0.20	50	2	1.20
* 10003	Pint Sized Cap Dauber 1/2" for FlowGuard® Gold™	006190000	012181-100035	0.20	50	2	1.20
* 10004	DP-75, 3/4" Cap Dauber for up to 1-1/2" Pipe Diameter	006150000	012181-100042	0.20	50	2	1.20
* 10005	DP-150, 1 1/2" Cap Dauber for up to 3" Pipe Diameter	006160000	012181-100059	0.20	50	2	1.30
* 11831	DQ-50, 1/2" Cap Dauber for FlowGuard® Gold™ Qt. Can	006180000	012181-118313	0.20	50	2	1.20
* 12429	DQ-75, 3/4" Cap Dauber for up to 1 1/2" Pipe Diameter	006580000	012181-124291	0.20	50	2	1.20
* 10006	DQ-150, 1 1/2" Cap Dauber for up to 3" Pipe Diameter	006170000	012181-100066	0.20	50	3	1.30
<b>CAN APPLICATOR ROLLERS &amp; SWABS</b>							
* 10007	3020 Roll-A-Weld 3" Roller for MT-653 Qt. Can	006300000	012181-100073	0.93	24	6	14.80
* 11957	6020 4" Roller for MT-651 Qt. Can	006330000	012181-119570	0.93	24	4	14.50
* 10008	7020 Jumbo Roll-A-Weld 7" Roller for MT-648 Gal. Can	006310000	012181-100080	0.93	20	7	18.15
* 10009	4020 4" Swab for MT-648 Gal. Can	006320000	012181-100097	0.93	24	5	18.15
* 12071	5020 4" Swab for MT-651 Qt. Can	006340000	012181-120712	0.93	24	4	14.50
* 13360	8020 4" Cotton Swab, Wire Handle for 6" Diameter or Larger Pipe	13360	012181-133606	0.93	24	6	5.95



Item #	Product Description	Model Number	UPC	Cubic Ft./ Case	Units/ Case***	Lbs./ Case	List Price
<b>EMPTY SOLVENT WELDING CONTAINERS</b>							
* 10010	MT-648 Gal. Can with 2-7/8" Neck	006480000	012181-100103	1.070	6	5	19.15
* 10012	MT-651 Qt. Can with 1-3/4" Neck	006510000	012181-100127	0.670	12	3	6.55
* 10014	MT-653 Qt. Can with Triple Tight Paint Can	006530000	012181-100141	0.670	12	3	6.55
* 10015	MT-654 Pt. Can with 1-3/4" Neck	006540000	012181-100158	0.360	12	2	5.70
<b>CEMENT AND PRIMER CARRIERS</b>							
* 12891	CanTote, For Carrying Quart & Pint Cement Cans	001870000	012181-128916	1.810	24	14	17.10
* 10864	Can-Mate® Carrier/2 Dauber Kit for 1/2 Pt., Pt. & Qt. Cans	001840000	012181-108642	0.670	24	3	13.45
<b>PLASTIC PIPE PREP TOOLS</b>							
* 12739	36" Plastic Pipe Cable Saw for up to 8" Diameter T-Style Handle	CST-36	012181-127391	0.360	24	1	18.60
* 12079	DEB-2 Plastic Pipe Deburring Tool for Sizes 1/2" - 2" IPS	006350000	012181-120798	0.040	6	1	95.30
* 69501	Inside Pipe Cutter 2"	ABA2450RP			12		19.95
* 69502	Inside Pipe Cutter 3"	ABA2451			12		24.35
* 69503	Inside Pipe Cutter 3"	ABA2451RP			12		22.15
* 69504	Inside Pipe Cutter Blades	ABA2452			12		17.50
* 69505	Inside Pipe Cutter Blades	ABA2452RP			12		15.90
* 69506	Inside Pipe Cutter 2" Shaft	ABA2453RP			12		10.52
* 69507	Inside Pipe Cutter 3" Shaft	ABA2454RP			12		11.16
<b>GLUEBUSTER PROFESSIONAL HAND CLEANER</b>							
* 12752	16 Oz, Advanced liquid hand cleaner	006220000	012181-127520	0.420	12	13	17.80
<b>PROFESSIONAL HAND CLEANER WIPES</b>							
* 12762	Advanced strong hand cleaner wipes (72 wipes per container)	0002110000	012181-127629	0.760	6	14	49.10



\* Item does NOT qualify for Category Discount Program.

**CATEGORY 2 - SEALANTS, COMPOUNDS & LUBRICANTS**



**ALL SEAL BEIGE PLASTIC AND METAL PIPE THREAD SEALANT**

87660	1/4 PT, Can with Brush in Cap Applicator	R5123	012181-876602	0.250	24	6	11.90
87665	1/2 PT, Can with Brush in Cap Applicator	R5124	012181-876657	0.386	24	20	19.05
87670	PT, Can with Brush in Cap Applicator	R5125	012181-876701	0.374	12	22	30.70



**BLUE SEAL BLUE PLASTIC AND METAL PIPE THREAD SEALANT**

87685	1/2 PT, Can with Brush in Cap Applicator	R5134	012181-876855	0.386	24	20	21.25
87690	PT, Can with Brush in Cap Applicator	R5135	012181-876909	0.374	12	22	30.90
87695	QT, Can with Brush in Cap Applicator	R5136	012181-876954	0.859	12	38	55.70



**WHITE SEAL PLUS WHITE PLASTIC AND METAL PIPE THREAD SEALANT**

80200	2 Oz, Tube	R5002	012181-802007	0.344	72	12	5.85
87725	1/4 PT, Can with Brush in Cap Applicator	R5163	012181-877258	0.250	24	6	11.70
87730	1/2 PT, Can with Brush in Cap Applicator	R5164	012181-877302	0.386	24	20	21.60
87735	PT, Can with Brush in Cap Applicator	R5165	012181-877357	0.374	12	22	35.60
87740	QT, Can with Brush in Cap Applicator	R5166	012181-877401	0.859	12	38	63.40



**505™ KEY-TITE® GREEN WATERPROOF METAL PIPE THREAD SEALANT**

10069	1/4 PT, Can with Brush in Cap Applicator	105050051	012181-100691	0.22	24	6	8.40
10068	1/2 PT, Can with Brush in Cap Applicator	105050041	012181-100684	0.37	24	20	13.75
10064	PT, Can with Brush in Cap Applicator	105050031	012181-100646	0.36	12	22	19.35
10063	QT, Triple Tight Paint Can	105050022	012181-100639	0.67	12	38	32.55
10062	GAL., Triple Tight Paint Can	105050012	012181-100622	1.07	4	52	115.75



**THREAD SEAL TAPE**

80315	White 1/2" x 260"	R5153	012181-803158	0.212	100	11	1.45
80310	White 1/2" x 520"	R5155	012181-803103	0.212	100	11	2.00
87750	White 3/4" x 260"	R5160	012181-877500	0.212	100	11	3.30
87755	White 3/4" x 520"	R5161	012181-877555	0.212	100	11	4.20
87720	White 1" x 520"	R5162	012181-877203	0.212	25	6	5.30
80320	Yellow Gas Line 1/2" x 260"	R5156	012181-803202	0.389	144	3	8.10
80325	Pink Extra Duty 1/2" x 260"	R5157	012181-803257	0.389	144	3	7.50



**PLUMBING STICKS**

81255	Pipe Stick Joint Compound	R5071	012181-812556	0.134	12/144	20	2.50
-------	---------------------------	-------	---------------	-------	--------	----	------



**EPOXY PUTTY STICK**













84055	4 Oz, Epoxy Putty Stick	REP1	012181-840559	0.164	24	8	17.15
-------	-------------------------	------	---------------	-------	----	---	-------



**SOFT SEAL PLUMBERS PUTTY**

80100	14 Oz, Poly Tub	R5101	012181-801000	0.444	24	26	4.60
80103	3 LB, Poly Tub	R5103	012181-801031	0.332	6	40	13.05
80105	5 LB, Poly Tub	R5105	012181-801055	0.594	6	37	19.20



Item #	Product Description	Model Number	UPC	Cubic Ft./ Case	Units/ Case***	Lbs./ Case	List Price	
<b>182™ ROOF FLASHING CEMENT</b>								
10051	QT, Triple Tight Paint Can	101820021	012181-100516	0.782	12	30	13.25	
10050	GAL, Triple Tight Paint Can	101820011	012181-100509	1.212	4	40	28.05	
<b>EZ Flush Pipe Lubricant</b>								
87717	PT, Blue Pipe Lubricant	87717	012181-877173	0.927	24	28	8.25	
87718	QT, Blue Pipe Lubricant	87718	012181-877180	0.859	12	28	11.80	
87719	GAL, Blue Pipe Lubricant	87719	012181-877197	1.296	4	34	42.60	
87721	5 GAL, Blue Pipe Lubricant	87721	012181-877210	5.625	1	40	180.55	
<b>SEAL LUBE GASKET LUBRICANT</b>								
87705	PT, Poly Tub	R5175	012181-877050	0.360	24	30	9.25	
87710	QT, Poly Tub	R5176	012181-877104	0.670	12	28	16.00	
87715	GAL, Poly Tub	R5177	012181-877159	1.050	4	35	50.75	
<b>SLIK SEAL PLUMBERS GREASE</b>								
80427	1 Oz, Tin	R301	012181-840278	0.071	24	2	4.65	
<b>PROFESSIONAL DRAIN CLEANER (93% Sulfuric Acid)</b>								
80430	Drain Cleaner, 93% SA, Quart	80430	012181-804308	1.129	12	50	24.20	
80431	Drain Cleaner, 93% SA, Half-Gallon	80431	012181-804315	0.923	6	52	42.00	
80432	Drain Cleaner, 93% SA, Gallon	80432	012181-804322	1.180	4	65	51.10	
<b>Water-Tite Professional Drain Cleaner is for Professional Use ONLY. NOT for sale to or use by consumers.</b>								
<b>LIGHT CUTTING OIL</b>								
80424	QT, Poly Bottle	R1523	012181-804247	0.986	12	23	20.75	
80425	GAL, Poly Bottle	R1525	012181-804254	1.467	6	45	57.15	
<b>DARK CUTTING OIL</b>								
80415	PT, Poly Bottle	R1621	012181-804155	0.460	12	14	15.10	
80420	QT, Poly Bottle	R1623	012181-804209	0.986	12	23	20.20	
80421	GAL, Poly Bottle	R1625	012181-804216	1.467	6	45	53.35	
80422	5 GAL, Pail	R1630	012181-804223	1.250	1	48	248.95	
<b>SOLDERING FLUX</b>								
81331	4 Oz, Paste Flux	R5358	012181-813317	0.244	24	7	9.95	
81332	8 Oz, Paste Flux	R5359	012181-813324	0.480	24	8	13.40	
81340	1 LB, Paste Flux	R14930	012181-813409	0.432	12	18	16.40	
<b>BRUSHES and SAND CLOTH</b>								
81352	Acid Brushes	R5401	012181-813522	0.050	144	5	0.50	
81610	1/2" Premium Duty Fitting Brush	R5553	012181-816103	0.040	12	2	4.45	
81620	3/4" Premium Duty Fitting Brush	R5555	012181-816202	0.050	12	2	4.85	
81625	1" Premium Duty Fitting Brush	R5557	012181-816257	0.053	12	2	5.30	
81630	1-1/4" Premium Duty Fitting Brush	R5559	012181-816301	0.110	12	2	6.70	
81635	1-1/2" Premium Duty Fitting Brush	R5561	012181-816356	0.110	12	2	6.70	
81640	2" Premium Duty Fitting Brush	R5563	012181-816400	0.110	12	2	9.40	
87795	1/2" Heavy Duty Wire Handle Fitting Brush	R5581	012181-877951	0.110	12	2	3.15	
87800	3/4" Heavy Duty Wire Handle Fitting Brush	R5583	012181-878002	0.110	12	2	3.30	
87805	1" Heavy Duty Wire Handle Fitting Brush	R5585	012181-878057	0.110	12	2	3.45	
81651	Combination 4-n-1 Copper Tube & Fitting Brush	R5566	012181-816516	0.159	10	4	34.55	
81560	1/2" Copper Tube Cleaning Brush	R5570	012181-815601	0.131	36	3	9.30	
81565	3/4" Copper Tube Cleaning Brush	R5575	012181-815656	0.201	36	3	10.70	
81400	2 Yds. x 1-1/2" Sand Cloth	R5451	012181-814000	0.136	24	6	4.60	
81405	10 Yds. x 1-1/2" Sand Cloth	R5455	012181-814055	0.377	24	13	12.55	
81410	25 Yds. x 1-1/2" Sand Cloth	R5460	012181-814109	1.168	24	25	27.45	
81500	5 Yds. x 1-1/2" Open Mesh Cloth	R5501	012181-815007	0.549	24	6	17.20	
81505	10 Yds. x 1-1/2" Open Mesh Cloth	R5503	012181-815052	0.549	24	13	28.45	
80890	Flame Stopper 9" x 12" Torch Protector	RFS1	012181-808900	1.446	25	11	28.85	

Item #	Product Description	Model Number	UPC	Cubic Ft./ Case	Units/ Case***	Lbs./ Case	List Price
--------	---------------------	--------------	-----	-----------------	----------------	------------	------------

**CATEGORY 4 - GUY GRAY ORIGINAL WASHING MACHINE OUTLET BOXES**



**CENTER DRAIN GALVANIZED WASHING MACHINE OUTLET BOXES**

82026	1/2" MIP/Sweat Conx. Valve, 1-1/2" Threaded Drain Fitting	B150	012181-820261	1.940	6	39	116.25
82032	1/2" MIP/Sweat Conx. Valve, 2" Threaded Drain Fitting	B200	012181-820322	1.940	6	39	107.60
82036	Top Mount 1/2" MIP/Sweat Conx. Valves, 2" Threaded Drain Fitting	BB200TS	012181-820360	1.940	6	41	108.00
81974	Domestic Valve w/1/2" Pex conx., 2" Threaded Drain	B200X	012181-819746	1.940	6	39	123.15
81975	Domestic Valve w/1/2" CPVC conx., 2" Threaded Drain	B200C	012181-819753	1.940	6	39	126.40



**CENTER DRAIN GALVANIZED WASHING MACHINE OUTLET BOXES W/DUPLEX RECEPTACLE**

82033	1/2" MIP/Sweat Conx. Valve, 2" Threaded Drain Fitting	BE200	012181-820339	2.280	6	45	137.50
82037	Top Mount 1/2" MIP/Sweat Conx. Valves, 2" Threaded Drain Fitting	BBE200TS	012181-820377	2.280	6	46	138.10



**CENTER DRAIN GALVANIZED WASHING MACHINE OUTLET BOXES W/DUPLEX & DRYER RECEPTACLES**

82028	1/2" MIP/Sweat Conx. Valve, 1-1/2" Threaded Drain Fitting	BED150	012181-820285	2.620	6	51	157.20
82034	1/2" MIP/Sweat Conx. Valve, 2" Threaded Drain Fitting	BED200	012181-820346	2.620	6	53	153.20
82038	Top Mount 1/2" MIP/Sweat Conx. Valves, 2" Threaded Drain Fitting	BBED200TS	012181-820384	2.620	6	50	158.75



**CENTER DRAIN GALVANIZED WASHING MACHINE OUTLET BOXES W/DUPLEX & DRYER RECEPTACLES ON RIGHT**

82142	1/2" MIP/Sweat Conx. Valve, 2" Drain, 3 Wire 250V Receptacle	NWBED200-3	012181-821428	2.620	6	52	176.95
82035	1/2" MIP/Sweat Conx. Valve, 2" Drain, 4 Wire 250V Receptacle	NWBED200-4	012181-820353	2.620	6	55	184.50

**RIGHT DRAIN GALVANIZED WASHING MACHINE OUTLET BOXES**

82030	1/2" MIP/Sweat Conx. Valve, 1-1/2" Threaded Drain Fitting	FB150	012181-820308	1.940	6	38	145.50
82039	1/2" MIP/Sweat Conx. Valve, 2" Threaded Drain Fitting	FB200	012181-820391	1.940	6	38	134.30
82031	1/2" MIP/Sweat Conx. Single Lever Valve, 1-1/2" Threaded Drain Fitting	WB150	012181-820315	1.940	6	45	219.00
82043	1/2" MIP/Sweat Conx. Single Lever Valve, 2" Threaded Drain Fitting	WB200	012181-820438	1.940	6	41	197.40



**RIGHT DRAIN GALVANIZED WASHING MACHINE OUTLET BOXES WITH HAMMER ARRESTERS VALVES**

82048	Single Lever Valve w/Hammer Arresters, 2" Drain	WB200HA	012181-820483	1.940	6	45	267.80
-------	---	---------	---------------	-------	---	----	--------



**RIGHT DRAIN GALVANIZED WASHING MACHINE OUTLET BOXES W/DUPLEX RECEPTACLE**

82040	1/2" MIP/Sweat Conx. Valve	FBE200	012181-820407	2.280	6	43	163.85
82044	1/2" MIP/Sweat Conx. Single Lever Valve	WBE200	012181-820445	2.280	6	52	210.90
82047	1/2" MIP/Sweat Arrester Valve	WBE200HA	012181-824076	2.28	6	52	273.05



**RIGHT DRAIN GALVANIZED WASHING MACHINE OUTLET BOXES W/DUPLEX & DRYER RECEPTACLE**

82041	1/2" MIP/Sweat Conx. Valve	FBED200	012181-820414	2.620	6	50	190.20
82045	1/2" MIP/Sweat Conx. Single Lever Valve	WBED200	012181-820452	2.620	6	53	230.45

**RIGHT DRAIN GALVANIZED WASHING MACHINE OUTLET BOXES W/DUPLEX & DRYER RECEPTACLE ON RIGHT**

82042	1/2" MIP/Sweat Conx. Valves, 4 Wire 250 V Receptacle	NWFBED200-4	012181-820421	2.620	6	54	219.85
82046	1/2" MIP/Sweat Conx. Single Level Valves, 3 Wire 250 V Receptacle	WNWBED200-3	012181-820469	2.620	6	62	247.30
82144	1/2" MIP/Sweat Conx. Single Level Valves, 4 Wire 250 V Receptacle	WNWBED200-4	012181-821442	2.620	6	62	259.15

**"T" SERIES CENTER DRAIN WHITE POWDER COATED COLD ROLLED STEEL WASHING MACHINE OUTLET BOXES**

82133	Domestic MIP Valve, 1/2" Sweat Conx., 1-1/2" Threaded Drain Fitting	T150	012181-821336	2.540	6	38	90.50
82134	Box w/o Valves, 1-1/2" Threaded Drain Fitting	T150LV	012181-821343	2.540	6	24	52.40
82139	Domestic MIP Valve, 1/2" Sweat Conx., 2" Threaded Drain Fitting	T200	012181-821398	2.540	6	39	85.80
82311	Brass Qtr Turn Valves, 1/2" Sweat Conx., 2" Slipnut Drain Kit	T200QT	012181-823118	2.540	6	39	90.25
82140	Box w/o Valves, 2" Threaded Drain Fitting	T200LV	012181-821404	2.540	6	29	53.45
82129	Domestic MIP Valve, 1/2" Sweat Conx., 1-1/2" PVC Drain Fitting	T150TPPVC	012181-821299	2.800	6	38	85.75
82131	Box w/o Valves, 1-1/2" PVC Drain Fitting	T150TPPVCLV	012181-821312	2.800	6	24	49.40
82135	Domestic MIP Valve, 1/2" Sweat Conx., 2" PVC Drain Fitting	T200TPPVC	012181-821350	2.800	6	39	81.40
82137	Box w/o Valves, 2" PVC Drain Fitting	T200TPPVCLV	012181-821374	2.800	6	28	50.20
82145	Brass Qtr Turn Valves, 1/2" CPVC Conx., 2" PVC Drain Fitting	T200TPPVCCPVC	012181-821459	2.800	6	34	96.05
82147	Brass Qtr Turn Valves, 1/2" Sweat Conx., 2" PVC Drain Fitting	T200TPABSQT	012181-821473	2.800	6	34	89.60
82136	Domestic MIP Valve, 1/2" Sweat Conx., 2" ABS Drain Fitting	T200TPABS	012181-821367	2.800	6	34	84.10
82138	Box w/o Valves, 2" ABS Drain Fitting	T200TPABSLV	012181-821382	2.800	6	28	51.30
82159	Brass Qtr Turn Arrester Valves, 1/2" CPVC Conx., 2" PVC Drain Fitting	T200TPCVCHA	012181-821596	2.540	6	39	162.95
82158	Brass Qtr Turn Arrester Valves, 1/2" Sweat Conx., 2" PVC Drain Fitting	T200TPPVCHA	012181-821589	2.800	6	39	158.25



**"TT" Series Dual Outlet White Powder Coated Cold Rolled Steel Washing Machine Outlet Boxes**

82340	Dual outlet w/2" Domestic Sweat Valve, 2" Slipnut Drain Kit	TT200	012181-823408	2.540	6	38	115.55
82341	Dual outlet w/2" Qtr Turn Sweat Valve, 2" Slipnut Drain Kit	TT200QTS	012181-823415	2.540	6	39	116.20
82342	Dual outlet w/2" Domestic Sweat Valve, 2" PVC Drain Fitting	TT200TPPVC	012181-823422	2.540	6	39	118.70
82343	Dual outlet w/2" Qtr Turn Sweat Valve, 2" PVC Drain Fitting	TT200TPPVCS	012181-823439	2.540	6	39	115.70
82344	Dual outlet w/2" Qtr Turn CPVC Valve, 2" PVC Drain Fitting	TT200TPPVCC	012181-823446	2.540	6	34	117.20
82345	Dual outlet w/2" Qtr Turn PEX Valve, 2" PVC Drain Fitting	TT200TPPVCP	012181-823453	2.540	6	34	116.40
82346	Dual outlet w/2" Domestic Sweat Valve, 2" ABS Drain Fitting	TT200TPABS	012181-823460	2.540	6	38	118.70
82347	Dual outlet w/2" Qtr Turn Sweat Valve, 2" ABS Drain Fitting	TT200TPABSS	012181-823477	2.540	6	39	115.70
82348	Dual outlet w/2" Qtr Turn CPVC Valve, 2" ABS Drain Fitting	TT200TPABSC	012181-823484	2.540	6	34	117.20
82349	Dual outlet w/2" Qtr Turn PEX Valve, 2" ABS Drain Fitting	TT200TPABSP	012181-823491	2.540	6	34	116.40



Item #	Product Description	Model Number	UPC	Cubic Ft./ Case	Units/ Case***	Lbs./ Case	List Price
<b>REVERSIBLE DRAIN WHITE POWDER COATED ECONO METAL WASHING MACHINE OUTLET BOX - UNASSEMBLED</b>							
82112	Reversible Qtr Turn Valves* - 1/2" Sweat Conx.	MWB-3	012181-821121	1.050	5	22	86.95
82113	Reversible Qtr Turn Valves* - 1/2" Sweat Conx. - Cont. Pack	MWB-4	012181-821138	1.160	5	23	94.80
82114	Reversible Qtr Turn Valves* - 1/2" CPVC Conx.	MWB-5	012181-821145	1.050	5	21	107.70
82115	Reversible Qtr Turn Valves* - 1/2" CPVC Conx. - Cont. Pack	MWB-6	012181-821152	1.160	5	22	110.10
82116	Reversible Single Lever Valve - 1/2" Sweat Conx.	MWB-7	012181-821169	1.050	5	26	116.75
82117	Reversible Single Lever Valve - 1/2" Sweat Conx. - Cont. Pack	MWB-8	012181-821176	1.160	5	27	114.15
82148	Reversible Qtr Turn Hammer Arrester Valves - 1/2" Sweat Conx.	MWB-16	012181-821488	1.050	5	25	202.90
82152	Reversible Qtr Turn Valves - 1/2" Sweat Conx./PVC Drain Conx.	MWB-17	012181-821527	1.050	5	22	96.90
82153	Reversible Qtr Turn Valves - 1/2" Sweat Conx./ABS Drain Conx.	MWB-18	012181-821534	1.050	5	22	96.90
82157	Reversible Single Lever Valve w/Hammer Arrester	MWB-20	012181-821572	1.050	5	29	202.90
82165	1/2" Qtr Turn PEX Valve - 2" ABS Drain Conx.	MWB25	012181-821657	1.050	5	22	98.65
82184	1/2" Qtr Turn Wirsbo@ Valves - 2" Slipnut Drain Kit	MWB23	012181-821848	1.050	5	22	100.20
82314	Box w/o valves	MWBRLV	012181-823149	1.050	5	22	63.40
<b>CENTER DRAIN WHITE POWDER COATED ECONO METAL WASHING MACHINE OUTLET BOX - UNASSEMBLED</b>							
82118	Center Drain Qtr Turn Valves*, 1/2" Sweat Conx.	MWB-9	012181-821183	1.050	5	22	84.80
82119	Center Drain Qtr Turn Valves*, 1/2" Sweat Conx., Cont. Pack	MWB-10	012181-821190	1.160	5	22	84.80
82120	Center Drain Qtr Turn Valves*, 1/2" CPVC Conx.	MWB-11	012181-821206	1.050	5	20	98.55
82121	Center Drain Qtr Turn Valves*, 1/2" CPVC Conx., Cont. Pack	MWB-12	012181-821213	1.160	5	23	98.55
<b>CENTER DRAIN WHITE POWDER COATED ECONO METAL WASHING MACHINE OUTLET BOX - VALVES INSTALLED</b>							
82122	Center Drain 1/4 Turn Valves* Installed, 1/2" Sweat Conx.	MWB-13	012181-821220	1.050	5	21	89.80
82146	Center Drain 1/4 Turn Valves* Installed, 1/2" PEX Conx.	MWB-15	012181-821466	1.050	5	23	94.90
82154	1/4 Turn Hammer Arrester Valves Installed, 1/2" Sweat Conx.	MWB-19	012181-821541	1.050	5	25	196.40
82161	1/2" Qtr Turn Sweat Valve TM Installed, 2" Slipnut Drain Kit	MWB21	012181-821619	1.160	5	22	108.10
86162	1/2" Qtr Turn Sweat Valve TM Installed, Arrester, 2" Slipnut Drain Kit	MWB26	012181-861622	1.160	5	22	195.80
82162	1/2" Qtr Turn Wirsbo@ Top Mount Installed, 2" Slipnut Drain Kit	MWB22	012181-821626	1.160	5	22	109.05
86163	1/2" Qtr Turn CPVC Valve TM Installed, Arrester, 2" Slipnut Drain Kit	MWB27	012181-861639	1.160	5	26	215.85
86164	1/2" Qtr Turn PEX Valve, Arrester Installed, 2" Slipnut Drain Kit	MWB28	012181-861646	1.160	5	26	180.55
<b>DUAL CONTROL SINGLE LEVER WASHING MACHINE OUTLET BOX</b>							
82472	Dual Handle Single Lever Valve Box, Installed, 1/2" Sweat Conx.	DLWB1	012181-824726	0.810	5	13	109.85
88242	Dual Handle Single Lever Valve ONLY, 1/2" Sweat Conx.	HS88242	012181-882429	0.810	5	13	95.30
<b>STAINLESS STEEL WASHING MACHINE OUTLET BOX</b>							
82170	Stainless Steel Center Drain, 1/2" Qtr. Turn Sweat Valves	SSWB1	012181-821701	1.050	5	22	276.90
82171	Stainless Steel Center Drain, 1/2" Domestic Sweat Valves	SSWB2	012181-821718	1.050	5	22	308.30
82172	Stainless Steel Center Drain, 1/2" Qtr. Turn Sweat Valves, Top Mount	SSWB1TM	012181-821725	1.050	5	22	304.65
82174	Stainless Steel Drain Outlet Box w/2" drain opening & Kit	SSDB1	012181-821749	1.050	5	22	272.60
<b>TAMPER RESISTANT COVER PLATES</b>							
* 96997	Tamper resistant cvr for Models B, BB, WB, FB, & BIM	BTRC	012181-969970	0.265	6	10	16.25
* 96998	Tamper resistant cvr for Models BED, BBED, WBED, FBED, BBE, WBE, & FBE	BEDTRC	012181-969987	0.355	6	13	18.05
* 96999	Tamper resistant cvr for Models NWBED, WNWBED, NWFBED <i>Furnished with Tamper Resistant Screws</i>	NWBEDTRC	012181-969994	0.355	6	13	18.05
* 90355	Screwdriver for tamper resistant cvrs	90355	012181-903551	N/A	1	4	36.30



Item #	Product Description	Model Number	UPC	Cubic Ft./ Case	Units/ Case***	Lbs./ Case	List Price
--------	---------------------	--------------	-----	-----------------	----------------	------------	------------

**CATEGORY 5 - GUY GRAY ICE MAKER OUTLET BOXES**



**GALVANIZED ICE MAKER BOX**

88039	1/2" Qtr Turn Valve, Sweat Connection	BIM875QTS	012181-880395	1.940	6	30	96.90
88054	1/2" MIP Domestic Valve, Sweat Connection	BIM875	012181-880544	1.940	6	30	89.90
88055	1/2" Qtr Turn Valve, CPVC Connection	BIM876	012181-880555	1.940	6	29	102.05
88103	1/2" Domestic Valve, CPVC Connection	BIM876	012181-881033	1.940	6	29	103.20
88066	1/2" Qtr Turn Valve, Pe Connection	BIM877QTP	012181-880661	1.940	6	30	98.45
88125	1/2" Domestic Valve, Pex Connection	BIM877	012181-881255	1.940	6	30	101.80



**LEAD FREE GALVANIZED ICE MAKER OUTLET BOX**

88510	1/2" Qtr Turn Valve, Sweat Connection	BIM875QTSAB	012181-885109	1.940	6	30	116.10
88158	Galvanized Metal IMOB Domestic Valve - 1/2" Sweat Conn.	BIM875AB	012181-881583	0.480	6	13	116.10
88512	1/2" Qtr Turn Valve, CPVC Connection	BIM876QTCAB	012181-885123	1.940	6	29	120.95
88514	1/2" Qtr Turn Valve, Pex Connection	BIM877QTPAB	012181-885147	1.940	6	30	120.95



**METAL POWDER COATED ICE MAKER OUTLET BOX**

88048	Qtr Turn Valve Installed, 1/2" Sweat Conn.	MIB1	012181-880487	0.480	5	10	55.55
88067	Domestic Valve Installed, 1/2" Sweat Conn.	MIB1D	012181-880678	0.480	5	10	62.55
88044	Qtr Turn Valve Installed, 1/2" Sweat Conn., Cont. Pack	MIB4	012181-880449	1.175	10	21	60.55
88050	Qtr Turn Valve Installed, 1/2" CPVC Conn.	MIB2	012181-880500	0.480	5	10	60.95
88053	Qtr Turn Valve Installed, 1/2" PEX Conn.	MIB3	012181-880531	0.480	5	11	60.65
88131	Qtr Turn Valve, 3/8" PEX Connection	MIB38	012181-881316	0.480	5	11	63.20
88040	Qtr Turn Valve, 1/2" Wirsbo Connection	MIB5	012181-880401	0.480	5	11	60.60
88051	Qtr Turn Valve, 1/2" Sweat Connection with Arrester	MIB1HA	012181-880517	0.480	5	13	98.30
88049	Qtr Turn Valve, 1/2" CPVC Connection with Arrester	MIB2HA	012181-880494	0.480	5	13	107.05



**LEAD FREE METAL POWDER COATED ICE MAKER OUTLET BOX**

88133	Qtr Turn Valve, 1/2" Sweat Connection, White	MIB1AB	012181-881330	0.480	5	13	74.55
88530	Domestic Valve Installed, 1/2" Sweat Conn.	MIB1DAB	012181-885307	0.480	5	10	80.55
88534	Qtr Turn Valve Installed, 1/2" Sweat Conn., Cont. Pack	MIB4AB	012181-885345	1.175	10	21	80.55
88532	Qtr Turn Valve Installed, 1/2" CPVC Conn.	MIB2AB	012181-885321	0.480	5	10	80.55
88178	Qtr Turn Valve, 1/2" Pex Connection, White	MIB3AB	012181-881781	0.480	5	13	80.55
88535	Qtr Turn Valve, 1/2" Wirsbo Connection	MIB5AB	012181-885352	0.480	5	11	80.55
88531	Qtr Turn Valve, 1/2" Sweat Connection with Arrester	MIB1HAAB	012181-885314	0.480	5	13	129.95
88533	Qtr Turn Valve, 1/2" CPVC Connection with Arrester	MIB2HAAB	012181-885338	0.480	5	13	139.95



**STAINLESS STEEL ICE MAKER BOX (Not Lead Free Compliant)**

88156	Stainless Steel Ice Maker Box w/Qtr. Turn Sweat Valves	SSIB1	021281-881560	1.050	5	22	270.80
88157	Stainless Steel Ice Maker Box w/Domestic Sweat Valves	SSIB2	012181-881574	1.050	5	22	301.60

**LEAD FREE Stainless Steel Ice Maker Outlet Box**

88164	Qtr Turn Valve, 1/2" Sweat Connection	SSIB1AB	012181-881644	0.480	5	13	314.25
88177	Stainless Steel Ice Maker Box w/Domestic Sweat Valves	SSIB2AB	012181-881774	1.050	5	22	343.45

**FR-12 FIRE RATED PLASTIC WASHING MACHINE OUTLET BOXES\***



**"FR-12" Washing Machine Outlet Box w/Qtr Turn Valves**

82355	Qtr Turn Valve, 1/2" Sweat Connection	FR12S	012181-823552	0.810	5	15	90.50
82356	Qtr Turn Valve, 1/2" Sweat Connection, Cont Pack	FR12SCP	012181-823569	1.983	10	30	93.50
82357	Qtr Turn Valve, 1/2" CPVC Connection	FR12C	012181-823576	0.810	5	14	108.60
82358	Qtr Turn Valve, 1/2" CPVC Connection, Cont Pack	FR12CCP	012181-823583	1.983	10	28	105.15
82359	Qtr Turn Valve, 1/2" Pex Connection	FR12P	012181-823590	0.810	5	15	106.05
82360	Qtr Turn Valve, 1/2" Pex Connection, Cont Pack	FR12PCP	012181-823606	1.983	10	30	109.55
82361	Qtr Turn Valve, 1/2" Wirsbo® ProPex® Connection	FR12W	012181-823613	0.810	5	14	110.20
82362	Qtr Turn Valve, 1/2" Wirsbo® ProPex® Connection, Cont Pack	FR12WCP	012181-823620	1.983	10	28	110.20



**"FR-" Washing Machine Outlet Box w/Single lever Valve**

82363	Single Lever Valve, 1/2" Sweat Connection	FR12SS	012181-823637	0.810	5	18	141.85
82364	Single Lever Valve, 1/2" Sweat Connection, Cont Pack	FR12SSCP	012181-823644	1.830	10	36	141.85
82365	Single Lever Valve, 1/2" CPVC Connection	FR12CS	012181-823651	0.810	5	18	146.50
82366	Single Lever Valve, 1/2" CPVC Connection, Cont Pack	FR12CSCP	012181-823668	1.830	10	36	146.50
82367	Single Lever Valve, 1/2" Pex Connection	FR12PS	012181-823675	0.810	5	18	145.00
82368	Single Lever Valve, 1/2" Pex Connection, Cont Pack	FR12PSCP	012181-823682	1.830	10	36	145.00
82369	Single Lever Valve, 1/2" Wirsbo® ProPEX® Connection	FR12WS	012181-823699	0.810	5	18	148.05
82370	Single Lever Valve, 1/2" Wirsbo® ProPEX® Connection, Cont Pack	FR12WSCP	012181-823705	1.830	10	36	148.05



Item #	Product Description	Model Number	UPC	Cubic Ft./ Case	Units/ Case***	Lbs./ Case	List Price
<b>"FR-" Washing Machine Outlet Box w/Qtr Turn valves with Hammer Arresters</b>							
82371	Qtr Turn Arrester Valve, 1/2" Sweat Connection	FR12SHA	012181-823712	0.810	5	20	162.70
82372	Qtr Turn Arrester Valve, 1/2" Sweat Connection, Cont Pack	FR12SHACP	012181-823729	1.830	10	40	162.70
82373	Qtr Turn Arrester Valve, 1/2" CPVC Connection	FR12CHA	012181-823736	0.810	5	18	168.70
82374	Qtr Turn Arrester Valve, 1/2" CPVC Connection, Cont Pack	FR12CHACP	012181-823743	1.830	10	36	172.30
82375	Qtr Turn Arrester Valve, 1/2" Pex Connection	FR12PHA	012181-823750	0.810	5	19	174.70
82376	Qtr Turn Arrester Valve, 1/2" Pex Connection, Cont Pack	FR12PHACP	012181-823767	1.830	10	38	180.45
82377	Qtr Turn Arrester Valve, 1/2" Wirsbo® ProPex® Connection	FR12WHA	012181-823774	0.810	5	19	179.60
82378	Qtr Turn Arrester Valve, 1/2" Wirsbo® ProPex® Connection, Cont Pacl	FR12WHACP	012181-823781	1.830	10	38	179.60
<b>"FR-" Washing Machine Outlet Box w/Single lever Valve w/ Hammer Arresters</b>							
82379	Single Lever Arrester Valve, 1/2" Sweat Connection	FR12SSHA	012181-823798	0.810	5	19	177.35
82380	Single Lever Arrester Valve, 1/2" Sweat Connection, Cont Pack	FR12SSHACP	012181-823804	1.830	10	38	177.35
82381	Single Lever Arrester Valve, 1/2" Pex Connection, Cont Pack	FR12PSHA	012181-823811	0.810	5	19	180.45
82382	Single Lever Arrester Valve, 1/2" Pex Connection, Cont Pack	FR12PSHACP	012181-823828	1.830	10	38	180.45
<b>FR- Fire Rated Washing Machine Outlet Boxes</b>							
<b>"FR-" Washing Machine Outlet Box w/Domestic Valves</b>							
82383	Domestic Valve, 1/2" Sweat Connection	FR12DS	012181-823835	0.810	5	18	131.60
82384	Domestic Valve, 1/2" Sweat Connection, Contractor Pack	FR12DSCP	012181-823842	1.830	10	36	131.60
82385	Domestic Valve, 1/2" CPVC Connection	FR12DC	012181-823859	0.810	5	18	136.20
82386	Domestic Valve, 1/2" CPVC Connection, Contractor Pack	FR12DCCP	012181-823866	1.830	10	36	136.20
82387	Domestic Valve, 1/2" Pex Connection	FR12DP	012181-823873	0.810	5	18	134.75
82388	Domestic Valve, 1/2" Pex Connection, Contractor Pack	FR12DPCP	012181-823880	1.830	10	36	134.75
<b>FR- Washing Machine Outlet Box w/Qtr Turn Valve Models</b>							
82567	Qtr Turn Valve, 1/2" Sweat Connection	FRM12S	012181-825679	1.050	5	22	153.75
82569	Qtr Turn Valve, 1/2" CPVC Connection	FRM12C	012181-825693	1.160	5	22	166.10
82571	Qtr Turn Valve, 1/2" Pex Connection	FRM12P	012181-825716	1.050	5	20	161.05
82573	Qtr Turn Valve, 1/2" Wirsbo® Connection	FRM12W	012181-825730	1.160	5	23	164.05
<b>FR- Washing Machine Outlet Box w/Single Lever Valve Models</b>							
82575	Single Lever Valve, 1/2" Sweat Connection	FRM12SS	012181-825759	1.050	5	22	196.90
82577	Single Lever Valve, 1/2" CPVC Connection	FRM12CS	012181-825773	1.160	5	22	201.55
82579	Single Lever Valve, 1/2" Pex Connection	FRM12PS	012181-825796	1.050	5	20	200.10
82581	Single Lever Valve, 1/2" Wirsbo® Connection	FRM12WS	012181-825810	1.160	5	23	203.15
<b>FR- Washing Machine Outlet Box w/Qtr Turn Valve w/Hammer Arresters Models</b>							
82583	Qtr Turn Arrester Valve, 1/2" Sweat Connection	FRM12SHA	012181-825839	1.050	5	22	232.65
82585	Qtr Turn Arrester Valve, 1/2" CPVC Connection	FRM12CHA	012181-825853	1.160	5	22	242.40
82587	Qtr Turn Arrester Valve, 1/2" Pex Connection	FRM12PHA	012181-825877	1.050	5	20	240.95
82589	Qtr Turn Arrester Valve, 1/2" Wirsbo® Connection	FRM12WHA	012181-825891	1.160	5	23	244.10
<b>FR- Washing Machine Outlet Box w/Single Lever Valve with Hammer Arrester Models</b>							
82591	Single Lever Arrester Valve, 1/2" Sweat Connection	FRM12SSHA	012181-825914	1.050	5	22	237.85
82593	Single Lever Arrester Valve, 1/2" Pex Connection	FRM12PSHA	012181-825931	1.050	5	22	233.25



**FR- GUY GRAY FIRE RATED ICE MAKER OUTLET BOXES\***



Item #	Product Description	Model Number	UPC	Cubic Ft./ Case	Units/ Case***	Lbs./ Case	List Price
<b>FR- Ice maker Outlet Boxes, Quarter Turn Valves</b>							
82429	Qtr Turn Valve, 1/2" Sweat Connection	FRIB12S	012181-824290	0.810	5	12	87.65
82430	Qtr Turn Valve, 1/2" Sweat Connection, Contractor Pack	FRIB12SCP	012181-824306	1.983	10	24	87.65
82431	Qtr Turn Valve, 1/2" CPVC Connection	FRIB12C	012181-824313	0.810	5	11	94.85
82432	Qtr Turn Valve, 1/2" CPVC Connection, Contractor Pack	FRIB12CCP	012181-824320	1.983	10	22	91.85
82433	Qtr Turn Valve, 1/2" Pex Connection	FRIB12P	012181-824337	0.810	5	12	86.60
82434	Qtr Turn Valve, 1/2" Pex Connection, Contractor Pack	FRIB12PCP	012181-824344	1.983	10	24	86.60
82435	Qtr Turn Valve, 1/2" Wirsbo® Connection	FRIB12W	012181-824351	0.810	5	12	95.65
82436	Qtr Turn Valve, 1/2" Wirsbo® Connection, Contractor Pack	FRIB12WCP	012181-824368	1.983	10	24	95.65
<b>FR-12 PLASTIC, LEAD FREE ICE MAKER OUTLET BOXES</b>							
82408	Qtr Turn Valve, 1/2" Sweat Connection	FRIB12ABS	012181-824085	0.810	5	12	104.10
82409	Qtr Turn Valve, 1/2" Sweat Connection, Contractor Pack	FRIB12ABSCP	012181-824092	1.983	10	24	104.10
82411	Qtr Turn Valve, 1/2" CPVC Connection	FRIB12ABC	012181-824115	0.810	5	11	106.20
82412	Qtr Turn Valve, 1/2" CPVC Connection, Contractor Pack	FRIB12ABCCP	012181-824122	1.983	10	22	106.20
82413	Qtr Turn Valve, 1/2" Pex Connection	FRIB12ABP	012181-824139	0.810	5	12	123.40
82414	Qtr Turn Valve, 1/2" Pex Connection, Contractor Pack	FRIB12ABPCP	012181-824146	1.983	10	24	123.40
82415	Qtr Turn Valve, 1/2" Wirsbo® Connection	FRIB12ABW	012181-824153	0.810	5	12	113.15
82416	Qtr Turn Valve, 1/2" Wirsbo® Connection, Contractor Pack	FRIB12ABWCP	012181-824160	1.983	10	24	113.15



Item #	Product Description	Model Number	UPC	Cubic Ft./ Case	Units/ Case***	Lbs./ Case	List Price
<b>FR- Ice Maker Outlet Box w/Qtr Turn Valve w/Hammer Arrester</b>							
82437	Qtr Turn Arrester Valve, 1/2" Sweat Connection	FRIB12SHA	012181-824375	0.810	5	15	136.55
82438	Qtr Turn Arrester Valve, 1/2" Sweat Connection, Cont Pack	FRIB12SHACP	012181-824382	1.983	10	30	141.05
82439	Qtr Turn Arrester Valve, 1/2" CPVC Connection	FRIB12CHA	012181-824399	0.810	5	14	133.00
82440	Qtr Turn Arrester Valve, 1/2" CPVC Connection, Cont Pack	FRIB12CHACP	012181-824405	1.983	10	28	135.80
82441	Qtr Turn Arrester Valve, 1/2" Pex Connection	FRIB12PHA	012181-824412	0.810	5	15	138.45
82442	Qtr Turn Arrester Valve, 1/2" Pex Connection, Cont Pack	FRIB12PHACP	012181-824429	1.983	10	30	143.00
82443	Qtr Turn Arrester Valve, 1/2" Wirsbo® Connection	FRIB12WHA	012181-824436	0.810	5	15	136.55
82444	Qtr Turn Arrester Valve, 1/2" Wirsbo® Connection, Cont Pack	FRIB12WHACP	012181-824443	1.983	10	30	136.55
<b>FR-12 PLASTIC, LEAD FREE ICE MAKER OUTLET BOX WITH HAMMER ARRESTER</b>							
82417	Qtr Turn Arrester Valve, 1/2" Sweat Connection	FRIB12ABSHA	012181-824177	0.810	5	12	142.90
82418	Qtr Turn Arrester Valve, 1/2" Sweat Connection, Cont Pack	FRIB12ABSHACP	012181-824184	1.983	10	24	142.90
82419	Qtr Turn Arrester Valve, 1/2" CPVC Connection	FRIB12ABCHA	012181-824191	0.810	5	11	145.55
82420	Qtr Turn Arrester Valve, 1/2" CPVC Connection, Cont Pack	FRIB12ABCHACP	012181-824207	1.983	10	22	145.55
82421	Qtr Turn Arrester Valve, 1/2" Pex Connection	FRIB12ABPH	012181-824214	0.810	5	12	154.25
82422	Qtr Turn Arrester Valve, 1/2" Pex Connection, Cont Pack	FRIB12ABPHCP	012181-824221	1.983	10	24	154.25
82423	Qtr Turn Arrester Valve, 1/2" Wirsbo® Connection	FRIB12ABWHA	012181-824238	0.810	5	12	145.75
82424	Qtr Turn Arrester Valve, 1/2" Wirsbo® Connection, Cont Pack	FRIB12ABWHACP	012181-824245	1.983	10	24	145.75
<b>FR-12 ICE MAKER OUTLET BOX WITH DOMESTIC VALVE</b>							
82462	Domestic Valve, 1/2" Sweat Connection	FRIB12DS	012181-824627	0.810	5	12	105.20
82463	Domestic Valve, 1/2" Sweat Connection, Contractor Pack	FRIB12DSHA	012181-824634	1.983	10	24	105.20
82464	Domestic Valve, 1/2" CPVC Connection	FRIB12DC	012181-824641	0.810	5	12	107.50
82465	Domestic Valve, 1/2" CPVC Connection, Contractor Pack	FRIB12DCHA	012181-824658	1.983	10	24	107.50
82466	Domestic Valve, 1/2" Pex Connection	FRIB12DP	012181-824665	0.810	5	12	107.15
82467	Domestic Valve, 1/2" Pex Connection, Contractor Pack	FRIB12DPHA	012181-824672	1.983	10	24	107.15
<b>FR-12 PLASTIC, LEAD FREE ICE MAKER OUTLET BOX WITH DOMESTIC VALVE</b>							
82389	Domestic Valve, 1/2" Sweat Connection	FRIB12ABDS	012181-883897	0.810	5	12	124.10
<b>FR-12 Metal Ice Maker Outlet Box /Qtr Turn Valve Models.</b>							
82608	Qtr Turn Valve, 1/2" Sweat Connection	FRMIB12S	012181-826089	1.050	5	22	144.35
82610	Qtr Turn Valve, 1/2" CPVC Connection	FRMIB12C	012181-826102	1.160	5	22	149.90
82612	Qtr Turn Valve, 1/2" Pex Connection	FRMIB12P	012181-826126	1.050	5	20	146.25
82614	Qtr Turn Valve, 1/2" Wirsbo® Connection	FRMIB12W	012181-826140	1.160	5	23	147.45
<b>FR-12 METAL, LEAD FREE ICE MAKER OUTLET BOXES</b>							
82390	Qtr Turn Valve, 1/2" Sweat Connection	FRMIB12ABS	012181-823903	1.050	5	22	170.75
82393	Qtr Turn Valve, 1/2" CPVC Connection	FRMIB12ABC	012181-823934	1.160	5	22	177.30
82395	Qtr Turn Valve, 1/2" Pex Connection	FRMIB12ABP	012181-823958	1.050	5	20	172.95
82397	Qtr Turn Valve, 1/2" Wirsbo® Connection	FRMIB12ABW	012181-823972	1.160	5	23	174.40
<b>FR-12 Metal Ice Maker Outlet Box w/Qtr Turn Valve w/HA</b>							
82616	Qtr Turn Arrester Valve, 1/2" Sweat Connection	FRMIB12SHA	012181-826164	1.050	5	22	197.20
82618	Qtr Turn Arrester Valve, 1/2" CPVC Connection	FRMIB12CHA	012181-826188	1.160	5	22	203.95
82620	Qtr Turn Arrester Valve, 1/2" Pex Connection	FRMIB12PHA	012181-826201	1.050	5	20	203.50
82622	Qtr Turn Arrester Valve, 1/2" Wirsbo® Connection	FRMIB12WHA	012181-826225	1.160	5	23	204.70
<b>FR-12 METAL, LEAD FREE ICE MAKER OUTLET BOXES WITH HAMMER ARRESTERS</b>							
82392	Qtr Turn Arrester Valve, 1/2" Sweat Connection	FRMIB12ABSHA	012181-823927	1.050	5	22	233.30
82394	Qtr Turn Arrester Valve, 1/2" CPVC Connection	FRMIB12ABCHA	012181-823941	1.160	5	22	241.20
82396	Qtr Turn Arrester Valve, 1/2" Pex Connection	FRMIB12ABPHA	012181-823965	1.050	5	20	240.70
82398	Qtr Turn Arrester Valve, 1/2" Wirsbo® Connection	FRMIB12ABWHA	012181-823989	1.160	5	23	242.15
<b>FR-12 Metal Ice Maker Outlet Box W/domestic valves</b>							
82624	Domestic Valve, 1/2" Sweat Connection	FRMIB12DS	012181-826249	1.050	5	22	156.80
82626	Domestic Valve, 1/2" CPVC Connection	FRMIB12DC	012181-826263	1.160	5	22	162.60
82628	Domestic Valve, 1/2" Pex Connection	FRMIB12DP	012181-826287	1.050	5	20	162.20
<b>FR-12 METAL, LEAD FREE ICE MAKER OUTLET BOXES WITH DOMESTIC VALVES</b>							
82399	Domestic Valve, 1/2" Sweat Connection	FRMIB12ABDS	012181-823996	1.050	5	22	185.45
<b>FR- Gas Outlet Boxes</b>							
82446	1/2" IPS Gas Valve	FRGB12IP	012181-824467	0.810	5	14	101.80
82448	1/2" Female Gas Valve, for use on CSST	FRGB12CSST	012181-824481	0.810	5	13	101.80
<b>FR- AAV Recess Outlet Box</b>							
82456	Air Admittance Valve Outlet Box, 1 1/2" female adaptor included	FRAAV12	012181-824566	0.810	5	11	63.30
<b>FR- Aux Drain Outlet Box</b>							
82458	Fire Rated Auxiliary Drain Outlet Box	FRAD12	012181-824580	0.810	5	10	61.05



IPS Corporation - Plumbing Division - List Price Sheet

Item #	Product Description	Model Number	UPC	Cubic Ft./ Case	Units/ Case***	Lbs./ Case	List Price
<b>Guy Gray Stainless Steel Gas Outlet Boxes</b>							
87887	1/2" IP Stainless Steel Gas Box	SSGB12IP	012181-878873	1.050	5	22	389.05
87888	3/4" IP Stainless Steel Gas Box	SSGB34IP	012181-878880	1.050	5	22	393.45
87889	1/2" CSST Stainless Steel Gas Box	SSGB12CSST	012181-878897	1.050	5	22	389.05
<b>Guy Gray Metal Gas Outlet Boxes</b>							
88112	CSA Listed 1/2" IPS Gas Valve	MGB1	012181-881125	0.480	5	25	64.60
<b>Guy Gray Metal Dishwasher Outlet Boxes (Not Lead Free Compliant)</b>							
87941	3/8" Outlet, Qtr Turn Arrester Valve, 1/2" Sweat Connection	MDWB1	012181-879412	0.480	5	15	118.85
87942	3/8" Outlet, Qtr Turn Arrester Valve, 1/2" CPVC Connection	MDWB2	012181-879429	0.480	5	15	123.05
87943	3/8" Outlet, Qtr Turn Arrester Valve, 1/2" Pex Connection	MDWB3	012181-879436	0.480	5	15	122.30
<b>LEAD FREE GUY GRAY METAL DISHWASHER OUTLET BOXES</b>							
87939	3/8" Outlet, Qtr Turn Arrester Valve, 1/2" Sweat Connection	MDWB1AB	012181-879399	0.480	5	15	152.95
87940	3/8" Outlet, Qtr Turn Arrester Valve, 1/2" CPVC Connection	MDWB2AB	012181-879405	0.480	5	15	152.95
87944	3/8" Outlet, Qtr Turn Arrester Valve, 1/2" Pex Connection	MDWB3AB	012181-879443	0.480	5	15	152.95
<b>DRYERBOX</b>							
82425	2x6 22 gauge molded aluminized steel Dryerbox	DB-425	012181-824252	1.640	5	21	53.45
82426	2x4 22 gauge molded aluminized steel Dryerbox	DB-350	012181-824269	1.630	6	24	58.30
82427	2x6 22 gauge molded aluminized steel Dryerbox	DB-4D	012181-824276	1.900	5	26	58.30
82428	2x4 22 gauge molded aluminized steel Dryerbox	DB-3D	012181-824281	1.940	6	29	58.30



Item #	Product Description	Model Number	UPC	Cubic Ft./ Case	Units/ Case***	Lbs./ Case	List Price
<b>CATEGORY 4 - WATER-TITE WASHING MACHINE OUTLET BOXES</b>							
<b>Du-ALL DUAL-DRAIN WASHING MACHINE OUTLET BOXES PATENT # 4,934,410</b>							
<b>Standard Pack</b>							
82052	Brass Qtr Turn Valves, Installed, 1/2" Sweat Conx	W2700	012181-820520	2.140	10	21	60.10
82054	Brass Qtr Turn Valves, Installed, 1/2" CPVC Conx	W2701	012181-820544	2.140	10	19	64.25
82056	Brass Qtr Turn Valves, Installed, 1/2" PEX Conx	W2702	012181-820568	2.140	10	20	62.95
85131	Brass Qtr Turn Valves, Installed, 3/8" PEX Conx	W2738	012181-851319	2.140	10	20	71.75
85758	Brass Qtr Turn Valves, Installed, SharkBite® Conx	W2720	012181-857588	2.140	3	6	104.95
82107	Brass Qtr Turn Valves, Unassembled, 1/2" CPVC Conx	W2704	012181-821077	2.140	10	19	68.05
85614	Brass Qtr Turn Valves, Unassembled, 1/2" Sweat Conx	W2412	012181-856147	2.140	10	21	61.35
82001	Brass Qtr Turn Valves, Installed, 1/2" Wirsbo® Conx	W2711	012181-820018	2.140	10	20	67.05
82008	Brass Qtr Turn Valves, Unassembled, 1/2" Wirsbo® Conx	W2713	012181-820087	2.140	10	21	73.15
82321	Brass Qtr Turn Valves, Installed, 1/2" Viega Conx	W2722	012181-823217	2.140	10	21	70.15
85610	Domestic Adapter Valves, Installed, 1/2" Sweat Conx	W2312D	012181-856109	2.140	10	26	87.35
85604	Washer Box Only - No Valves	W2012	012181-856048	2.140	10	11	16.45
85630	Single Lever Valve, Installed, 1/2" Sweat Conx	W2800	012181-856307	2.140	10	26	92.00
85637	Single Lever Valve, Installed, 1/2" CPVC Conx	W2801	012181-856376	2.140	10	25	101.25
85682	Single Lever Valve, Installed, 1/2" PEX Conx	W2800X	012181-856826	2.140	10	27	98.60
<b>Hammer Arrester Standard Pack</b>							
85703	Brass Qtr Turn Arrester Valves, Installed, 1/2" Sweat Conx	W2700HA	012181-857038	2.140	10	29	160.85
85706	Brass Qtr Turn Arrester Valves, Installed, 1/2" CPVC Conx	W2701HA	012181-857069	2.140	10	26	166.40
85714	Brass Qtr Turn Arrester Valves, Installed, 1/2" PEX Conx	W2702HA	012181-857144	2.140	10	20	163.65
81998	Brass Qtr Turn Arrester Valves, Installed, 1/2" Wirsbo® Conx	W27011HA	012181-819982	2.140	10	20	176.05
85701	Single Lever Arrester Valve, Installed, 1/2" Sweat Conx	W2800HA	012181-857014	2.140	10	29	160.85
85717	Single Lever Arrester Valve, Installed, 1/2" CPVC Conx	W2801HA	012181-857175	2.140	10	20	175.45
85719	Single Lever Arrester Valve, Installed, 1/2" PEX Conx	W2802HA	012181-857199	2.140	10	20	169.45
85748	Single Lever Arrester Valve, Installed, 1/2" Wirsbo**	W2811HA	012181-857489	2.140	10	28	184.40
<b>Contractor Pack</b>							
82053	Brass Qtr Turn Valves, Installed, 1/2" Sweat Conx	W2700CP	012181-820537	4.870	20	42	60.10
82055	Brass Qtr Turn Valves, Installed, 1/2" CPVC Conx	W2701CP	012181-820551	4.870	20	38	64.25
82057	Brass Qtr Turn Valves, Installed, 1/2" PEX Conx	W2702CP	012181-820575	4.870	20	42	62.95
85132	Brass Qtr Turn Valves, Installed, 3/8" PEX Conx	W2738CP	012181-851326	4.870	20	42	71.75
82002	Brass Qtr Turn Valves, Installed, 1/2" Wirsbo® Conx	W2711CP	012181-820025	4.870	20	42	67.05
82322	Brass Qtr Turn Valves, Installed, 1/2" Viega Conx	W2722CP	012181-823224	4.870	20	42	70.15
85632	Single Lever Valve, Installed, 1/2" Sweat Conx	W2800CP	012181-856321	4.870	20	52	92.00
85638	Single Lever Valve, Installed, 1/2" CPVC Conx	W2801CP	012181-856383	4.870	20	53	101.25
<b>Hammer Arrester Contractor Pack</b>							
85704	Brass Qtr Turn Arrester Valves, Installed, 1/2" Sweat Conx	W2700HACP	012181-857045	4.870	20	60	160.85
85707	Brass Qtr Turn Arrester Valves, Installed, 1/2" CPVC Conx	W2701HACP	012181-857076	4.870	20	59	166.40
85723	Brass Qtr Turn Arrester Valves, Installed, 1/2" PEX Conx	W2702HACP	012181-857236	4.870	20	40	163.65
81999	Brass Qtr Turn Arrester Valves, Installed, 1/2" Wirsbo® Conx	W2711HACP	012181-819999	4.870	20	20	176.05
85702	Single Lever Arrester Valve, Installed, 1/2" Sweat Conx	W2800HACP	012181-857021	4.870	20	59	160.85
85718	Single Lever Arrester Valve, Installed, 1/2" CPVC Conx	W2801HACP	012181-857182	4.870	20	40	175.45
85749	Single Lever Arrester Valve, Installed, 1/2" Wirsbo**	W2811HACP	012181-857496	4.870	20	58	184.40
<b>Du-All 10 N 1™ Dual-Drain Washer Box</b>							
<b>Standard Pack</b>							
85121	Brass Qtr Turn Valves, Uninstalled, 1/2" Sweat Conx	W2121	012181-851210	2.140	10	20	64.00
85123	Brass Qtr Turn Valves, Uninstalled, 1/2" CPVC Conx	W2250	012181-851234	2.140	10	21	68.60
85125	Brass Qtr Turn Valves, Uninstalled, 1/2" PEX Conx	W2122	012181-851258	2.140	10	21	67.20
<b>Contractor Pack</b>							
85122	Brass Qtr Turn Valves, Uninstalled, 1/2" Sweat Conx	W2121CP	012181-851227	4.870	20	42	64.00
85124	Brass Qtr Turn Valves, Uninstalled, 1/2" CPVC Conx	W2250CP	012181-851241	4.870	20	42	68.60
85126	Brass Qtr Turn Valves, Uninstalled, 1/2" PEX Conx	W2122CP	012181-851265	4.870	20	42	67.20
85127	Brass Qtr Turn Valves, Only Cold Valve Installed, 1/2" Sweat Conx	W2101CP	012181-851272	4.870	20	42	66.35
85129	Brass Qtr Turn Valves, Only Cold Valve Installed, 1/2" CPVC Conx	W2201CP	012181-851296	4.870	20	42	65.15
85130	Brass Qtr Turn Valves, Arrester Installed, 1/2" CPVC Conx	W2201HACP	012181-851302	4.870	20	42	176.00
<b>Dual-Drain Display Pack</b>							
82000	Washer Box Only - No Valves	R2012B	012181-820001	1.860	6	7	16.25
82013	Brass Qtr Turn Valves, Installed, 1/2" Sweat Conx	R2512B	012181-820131	1.860	6	13	62.85
82014	Brass Qtr Turn Valves, Installed, 1/2" CPVC Conx	R2001B	012181-820148	1.860	6	12	69.30
82017	Single Lever Valve, Installed, 1/2" Sweat Conx	R2800B	012181-820179	1.860	6	12	99.20



Item #	Product Description	Model Number	UPC	Cubic Ft./ Case	Units/ Case***	Lbs./ Case	List Price
--------	---------------------	--------------	-----	-----------------	----------------	------------	------------

**Econo Box - CENTER DRAIN WASHING MACHINE OUTLET BOXES**

**Standard Pack**

82064	Brass Qtr Turn Valves, Installed, 1/2" Sweat Conx	W4700	012181-820640	2.140	10	19	58.70
82066	Brass Qtr Turn Valves, Installed, 1/2" CPVC Conx	W4701	012181-820664	2.140	10	18	62.95
82068	Brass Qtr Turn Valves, Installed, 1/2" PEX Conx	W4702	012181-820688	2.140	10	19	61.70
82072	Brass Qtr Turn Valves, Installed, 3/8" PEX Conx	W4738	012181-820728	2.140	10	21	70.20
82003	Brass Qtr Turn Valves, Installed, 1/2" Wirsbo® Conx	W4711	012181-820032	2.140	10	19	67.75
82308	Brass Qtr Turn Valves, Installed, 1/2" Viega Conx	W4722	012181-823088	2.140	10	19	63.25
87204	Washer Box Only - No Valves	W4012	012181-872048	2.140	10	9	15.95



**Hammer Arrestor Standard Pack**

85708	Brass Qtr Turn Arrestor Valves, Installed, 1/2" Sweat Conx	W4700HA	012181-857083	2.140	10	28	159.65
85711	Brass Qtr Turn Arrestor Valves, Installed, 1/2" CPVC Conx	W4701HA	012181-857113	2.140	10	25	165.00
85716	Brass Qtr Turn Arrestor Valves, Installed, 1/2" PEX Conx	W4702HA	012181-857168	2.140	10	20	162.50

**Contractor Pack**

82065	Brass Qtr Turn Valves, Installed, 1/2" Sweat Conx	W4700CP	012181-820650	4.870	20	39	58.70
82067	Brass Qtr Turn Valves, Installed, 1/2" CPVC Conx	W4701CP	012181-820674	4.870	20	36	62.95
82069	Brass Qtr Turn Valves, Installed, 1/2" PEX Conx	W4702CP	012181-820698	4.870	20	39	61.70
82073	Brass Qtr Turn Valves, Installed, 3/8" PEX Conx	W4738CP	012181-820735	4.870	10	21	70.20
82004	Brass Qtr Turn Valves, Installed, 1/2" Wirsbo® Conx	W4711CP	012181-820049	4.870	20	42	67.75



**Hammer Arrestor Contractor Pack**

85709	Brass Qtr Turn Arrestor Valves, Installed, 1/2" Sweat Conx	W4700HACP	012181-857090	4.870	20	57	159.65
85713	Brass Qtr Turn Arrestor Valves, Installed, 1/2" Sweat Conx/Less Frame	W4700HACPLF	012181-857137	4.870	20	52	173.05
85712	Brass Qtr Turn Arrestor Valves, Installed, 1/2" CPVC Conx.	W4701HACP	012181-857120	4.870	20	57	165.00

**CATEGORY 4 - WIDE MOUTH WASHING MACHINE OUTLET BOXES**

**RIGHT HAND WIDE MOUTH OUTLET BOXES**

**Standard Pack**

87351	Brass Qtr Turn Valves, Installed, 1/2" Sweat Conx.	W8900	012181-873519	4.080	10	26	65.65
87355	Brass Qtr Turn Valves, Installed, 1/2" CPVC Conx.	W8901	012181-873557	4.080	10	24	75.20
87359	Brass Qtr Turn Valves, Installed, 1/2" PEX Conx.	W8902	012181-873595	4.080	10	26	68.45
87404	Brass Qtr Turn Arrestor Valves, Installed, 1/2" PEX Conx.	W8902HA	012181-87404	4.080	10	32	175.55
87363	Single Lever Valve, Installed, 1/2" Sweat Conx.	W8904	012181-873632	4.080	10	33	105.40
87378	Brass Qtr Turn Valves, Installed, 1/2" Wirsbo® Conx.	W8911	012181-873786	4.080	10	26	71.30
87349	Brass Qtr Turn Valves, Uninstalled, 1/2" Sweat Conx.	W8912	012181-873496	4.080	10	26	65.80
87386	Brass Qtr Turn Valves, Uninstalled, 1/2" Wirsbo® Conx.	W8411	012181-873861	4.080	10	26	71.55



**Contractor Pack**

87353	Brass Qtr Turn Valves, Installed, 1/2" Sweat Conx.	W8900CP	012181-873533	4.360	10	26	65.65
87390	Brass Qtr Turn Arrestor Valves, Installed, 1/2" Sweat Conx.	W8900HACP	012181-873908	4.360	10	34	172.60
87357	Brass Qtr Turn Valves, Installed, 1/2" CPVC Conx.	W8901CP	012181-873571	4.360	10	24	75.20
87361	Brass Qtr Turn Valves, Installed, 1/2" PEX Conx.	W8902CP	012181-873618	4.360	10	26	68.45
87365	Single Lever Valve, Installed, 1/2" Sweat Conx.	W8904CP	012181-873656	4.360	10	33	105.40
87379	Brass Qtr Turn Valves, Installed, 1/2" Wirsbo Conx.	W8911CP	012181-873793	4.360	10	26	71.30
87401	Brass Qtr Turn Arrestor Valves, Installed, 1/2" Wirsbo Conx.	W8911HACP	012181-874011	4.360	10	34	178.65
87398	Single Lever Valve, Installed, 1/2" Wirsbo Conx.	W8914CP	012181-873984	4.360	10	30	114.05

For use with an overhead auxiliary discharge line such as an AC condensation, water softener, or humidifier line.

**Top Mount Contractor Pack**

87385	Brass Qtr Turn Valves, Installed, Top Mount, 1/2" Sweat Conx.	W8900CPTM	012181-873854	4.360	10	26	68.70
87388	Brass Qtr Turn Arrestor Valves, Installed, Top Mount, 1/2" Sweat Conx.	W8900HACPTM	012181-873885	4.360	10	34	164.15
87382	Brass Qtr Turn Valves, Installed, Top Mount, 1/2" Wirsbo Conx.	W8911CPTM	012181-873823	4.360	10	26	71.45
87383	Brass Qtr Turn Valves, Installed, Top Mount, 1/2" CPVC Conx.	W8901CPTM	012181-873830	4.360	10	24	76.55
87384	Brass Qtr Turn Valves, Installed, Top Mount, 1/2" PEX Conx.	W8902CPTM	012181-873847	4.360	10	26	75.45

**LEFT HAND WIDE MOUTH OUTLET BOXES**

**Standard Pack**

87367	Brass Qtr Turn Valves, Installed, 1/2" Sweat Conx.	W8900LD	012181-873670	4.080	10	26	67.75
87371	Brass Qtr Turn Valves, Installed, 1/2" CPVC Conx.	W8901LD	012181-873717	4.080	10	24	75.20
87374	Brass Qtr Turn Valves, Installed, 1/2" PEX Conx.	W8902LD	012181-873748	4.080	10	26	70.70
87380	Brass Qtr Turn Valves, Installed, 1/2" Wirsbo® Conx.	W8911LD	012181-873809	4.080	10	26	75.20
87376	Single Lever Valve, Installed, 1/2" Sweat Conx.	W8904LD	012181-873762	4.080	10	33	105.40




**Contractor Pack**

87369	Brass Qtr Turn Valves, Installed, 1/2" Sweat Conx.	W8900LDCP	012181-873694	4.360	10	26	67.75
87373	Brass Qtr Turn Valves, Installed, 1/2" CPVC Conx.	W8901LDCP	012181-873731	4.660	10	24	75.20
87375	Brass Qtr Turn Valves, Installed, 1/2" PEX Conx.	W8902LDCP	012181-873755	4.360	10	26	70.70
87377	Single Lever Valve, Installed, 1/2" Sweat Conx.	W8904LDCP	012181-873779	4.360	10	33	107.75
87381	Brass Qtr Turn Valves, Installed, 1/2" Wirsbo® Conx.	W8911LDCP	012181-873816	4.360	10	26	75.20

Item #	Product Description	Model Number	UPC	Cubic Ft./ Case	Units/ Case***	Lbs./ Case	List Price
<b>CATEGORY 5 - WATER-TITE ICE MAKER OULET BOXES</b>							
<b>PLASTIC ICE MAKER OUTLET BOXES</b>							
<b>Standard Pack</b>							
82088	Brass Qtr Turn Valve, Installed, 1/2" Sweat Conx	W9700	012181-820889	1.090	10	10	39.45
82090	Brass Qtr Turn Valve, Installed, 1/2" CPVC Conx	W9701	012181-820902	1.090	10	9	41.55
82092	Brass Qtr Turn Valve, Installed, 1/2" PEX Conx	W9702	012181-820926	1.090	10	10	40.95
82097	Brass Qtr Turn Valve, Installed, 3/8" PEX Conx	W9738	012181-820971	1.090	10	10	43.85
88056	Brass Qtr Turn Valve, Installed, 1/2" Wirsbo® Conx	W9711	012181-880562	1.090	10	10	43.25
88173	Brass Qtr Turn Valve, Installed, 1/2" Viega PF Conx	W9722	012181-881736	1.090	10	10	46.20
88003	Domestic Adapter Valve, Installed, 1/2" Sweat Conx	W9000A	012181-880036	1.090	10	9	47.45
88008	Ice Maker Box Only - No Valves	W9000LV	012181-880081	1.090	10	5	15.50
<b>Contractor Pack</b>							
82089	Brass Qtr Turn Valve, Installed, 1/2" Sweat Conx	W9700CP	012181-820896	2.560	20	20	39.45
88085	Brass Qtr Turn Valve, Installed, 1/2" Sweat Conx	W9700CPLF	012181-880852	2.560	20	20	42.20
82091	Brass Qtr Turn Valve, Installed, 1/2" CPVC Conx	W9701CP	012181-820919	2.560	20	18	41.55
82093	Brass Qtr Turn Valve, Installed, 1/2" PEX Conx	W9702CP	012181-820933	2.560	20	20	40.95
82099	Brass Qtr Turn Valve, Installed, 3/8" PEX Conx	W9738CP	012181-820995	2.560	20	20	43.85
88057	Brass Qtr Turn Valve, Installed, 1/2" Wirsbo® Conx	W9711CP	012181-880579	2.560	20	21	43.25
88174	Brass Qtr Turn Valve, Installed, 1/2" Viega PF Conx	W9722CP	012181-881743	2.560	20	20	46.20
<b>Display Pack</b>							
82103	Brass Qtr Turn Valve, Installed, 1/2" Sweat Conx	R9000B	012181-821039	1.227	10	10	45.90
82100	Ice Maker Box Only - No Valve	R9000LVB	012181-821008	1.227	10	5	17.70
<b>Hammer Arrester Standard Pack</b>							
88080	Brass Qtr Turn Arrester Valve, Installed, 1/2" Sweat Conx	W9700HA	012181-880807	1.090	10	14	104.30
88082	Brass Qtr Turn Arrester Valve, Installed, 1/2" CPVC Conx	W9701HA	012181-880821	1.090	10	13	106.50
88084	Brass Qtr Turn Arrester Valve, Installed, 1/2" PEX Conx	W9702HA	012181-880845	1.090	10	12	105.90
87998	Brass Qtr Turn Arrester Valve, Installed, 1/2" Wirsbo® Conx	W9711HA	012181-879986	1.090	10	10	108.50
<b>Hammer Arrester Contractor Pack</b>							
88081	Brass Qtr Turn Arrester Valve, Installed, 1/2" Sweat Conx	W9700HACP	012181-880814	2.560	20	28	104.30
88083	Brass Qtr Turn Arrester Valve, Installed, 1/2" CPVC Conx	W9701HACP	012181-880838	2.560	20	29	106.50
88043	Brass Qtr Turn Arrester Valve, Installed, 1/2" PEX Conx	W9702HACP	012181-880432	2.560	20	20	105.90
87999	Brass Qtr Turn Arrester Valve, Installed, 1/2" Wirsbo® Conx	W9711HACP	012181-879993	2.560	20	20	108.50
<b>LEAD FREE Standard Pack</b>							
87967	Brass Qtr Turn Valve, Installed, 1/2" Sweat Conx	AB9700	012181-879672	1.030	10	10	53.95
87969	Brass Qtr Turn Valve, Installed, 1/2" PEX Conx	AB9702	012181-879696	1.030	10	10	64.95
87971	Brass Qtr Turn Valve, Installed, 1/2" CPVC Conx	AB9701	012181-879719	1.030	10	10	55.25
87973	Brass Qtr Turn Valve, Installed, 1/2" Wirsbo® Conx	AB9711	012181-879733	1.030	10	10	61.25
87972	Brass Qtr Turn Valve, Installed, 1/2" Viega PF Conx	AB9722	012181-879728	1.090	10	10	55.25
87954	Brass Qtr Turn Valve, Installed, 3/8" PEX Conx	AB9738	012181-879542	1.090	10	10	55.95
88017	Brass Domestic Valve, Installed, 1/2" Sweat Conx	AB9000A	012181-880173	1.030	10	10	62.00
<b>LEAD FREE Contractor Pack</b>							
87968	Brass Qtr Turn Valve, Installed, 1/2" Sweat Conx	AB9700CP	012181-879689	1.090	20	10	53.95
87970	Brass Qtr Turn Valve, Installed, 1/2" PEX Conx	AB9702CP	012181-879702	1.090	20	10	64.95
87972	Brass Qtr Turn Valve, Installed, 1/2" CPVC Conx	AB9701CP	012181-879726	1.090	20	10	55.25
87974	Brass Qtr Turn Valve, Installed, 1/2" Wirsbo® Conx	AB9711CP	012181-879740	1.090	20	10	61.25
87953	Brass Qtr Turn Valve, Installed, 1/2" Viega PF Conx	AB9722CP	012181-879535	2.560	20	20	55.95
87955	Brass Qtr Turn Valve, Installed, 3/8" PEX Conx	AB9738CP	012181-879559	2.560	20	20	55.95
<b>LEAD FREE Hammer Arrester Standard Pack</b>							
87978	Brass Qtr Turn Arrester Valve, Installed, 1/2" Sweat Conx	AB9700HA	012181-879788	1.090	10	10	120.95
87982	Brass Qtr Turn Arrester Valve, Installed, 1/2" CPVC	AB9701HA	012181-879825	1.090	10	10	122.95
87980	Brass Qtr Turn Arrester Valve, Installed, 1/2" Pex Conx	AB9702HA	012181-879801	1.090	10	10	126.95
87984	Brass Qtr Turn Arrester Valve, Installed, 1/2" Wirsbo Conx	AB9711HA	012181-879849	1.090	10	10	124.95
<b>LEAD FREE Hammer Arrester Contractor Pack</b>							
87979	Brass Qtr Turn Arrester Valve, Installed, 1/2" Sweat Conx	AB9700HACP	012181-879795	2.560	20	28	120.95
87983	Brass Qtr Turn Arrester Valve, Installed, 1/2" CPVC Conx	AB9701HACP	012181-879832	2.560	20	29	122.95
87981	Brass Qtr Turn Arrester Valve, Installed, 1/2" PEX Conx	AB9702HACP	012181-879818	2.560	20	20	126.95
87985	Brass Qtr Turn Arrester Valve, Installed, 1/2" Wirsbo® Conx	AB9711HACP	012181-879856	2.560	20	20	124.95
<b>LEAD FREE Hammer Arrester Display Pack</b>							
88182	Brass Qtr Turn Arrester Valve, Installed, 1/2" Sweat Conx	RAB900B	012181-881828	1.277	10	10	55.25



Item #	Product Description	Model Number	UPC	Cubic Ft./ Case	Units/ Case***	Lbs./ Case	List Price
<b>ROUND ICE MAKER BOXES WITH HOSE PATENT # D, (Not Lead Free Compliant)</b>							
<b>Standard Pack</b>							
88058	Brass Qtr Turn Valve, 1/2" Sweat Conx	W9800	012181-880586	1.340	10	15	65.65
88060	Brass Qtr Turn Valve, 1/2" CPVC Conx	W9801	012181-880609	1.340	10	15	68.25
88064	Brass Qtr Turn Valve, 1/2" PEX Conx	W9802	012181-880647	1.340	10	12	71.50
88062	Brass Qtr Turn Valve, 1/2" Wirsbo® Conx	W9811	012181-880623	1.340	10	12	71.75
<b>Contractor Pack</b>							
88059	Brass Qtr Turn Valve, 1/2" Sweat Conx	W9800CP	012181-880593	3.360	20	31	65.65
88061	Brass Qtr Turn Valve, 1/2" CPVC Conx	W9801CP	012181-880616	3.360	20	29	68.25
88065	Brass Qtr Turn Valve, 1/2" PEX Conx	W9802CP	012181-880654	3.360	20	30	71.50
88063	Brass Qtr Turn Valve, 1/2" Wirsbo® Conx	W9811CP	012181-880630	3.360	20	31	71.75
<b>ROUND ICE MAKER BOXES LESS HOSE (Not Lead Free Compliant)</b>							
<b>Standard Pack</b>							
88070	Brass Qtr Turn Valve, 1/2" Sweat Conx	W9900	012181-880708	1.330	10	11	45.70
88072	Brass Qtr Turn Valve, 1/2" CPVC Conx	W9901	012181-880722	1.330	10	12	49.85
88074	Brass Qtr Turn Valve, 1/2" PEX Conx	W9902	012181-880746	1.330	10	11	48.60
88077	Brass Qtr Turn Valve, 1/2" Wirsbo® Conx	W9911	012181-880777	1.330	10	12	50.95
<b>Contractor Pack</b>							
88071	Brass Qtr Turn Valve, 1/2" Sweat Conx	W9900CP	012181-880715	3.360	20	23	45.70
88073	Brass Qtr Turn Valve, 1/2" CPVC Conx	W9901CP	012181-880739	3.360	20	21	49.85
88075	Brass Qtr Turn Valve, 1/2" PEX Conx	W9902CP	012181-880753	3.360	20	26	48.60
88078	Brass Qtr Turn Valve, 1/2" Wirsbo® Conx	W9911CP	012181-880784	3.360	20	24	50.95
<b>LEAD FREE ROUND ICE MAKER BOXES WITH HOSE PATENT # D,</b>							
<b>Standard Pack</b>							
88480	Brass Qtr Turn Valve, 1/2" Sweat Conx	AB9800	012181-884805	1.340	10	15	88.28
88482	Brass Qtr Turn Valve, 1/2" CPVC Conx	AB9801	012181-884829	1.340	10	15	91.96
88484	Brass Qtr Turn Valve, 1/2" PEX Conx	AB9802	012181-884843	1.340	10	12	92.95
88486	Brass Qtr Turn Valve, 1/2" Wirsbo® Conx	AB9811	012181-884867	1.340	10	12	93.25
88068	Round IM Supply Box only, less valves and SS Hose	W9800LV	012181-880685	1.340	10	7	20.45
<b>Contractor Pack</b>							
88481	Brass Qtr Turn Valve, 1/2" Sweat Conx	AB9800CP	012181-884812	3.360	20	31	88.28
88483	Brass Qtr Turn Valve, 1/2" CPVC Conx	AB9801CP	012181-884836	3.360	20	29	91.96
88485	Brass Qtr Turn Valve, 1/2" PEX Conx	AB9802CP	012181-884850	3.360	20	30	92.95
88487	Brass Qtr Turn Valve, 1/2" Wirsbo® Conx	AB9811CP	012181-884874	3.360	20	31	93.25
<b>LEAD FREE ROUND ICE MAKER BOXES LESS HOSE</b>							
<b>Standard Pack</b>							
88488	Brass Qtr Turn Valve, 1/2" Sweat Conx	AB9900	012181-884881	1.330	10	11	59.45
88491	Brass Qtr Turn Valve, 1/2" CPVC Conx	AB9901	012181-884911	1.330	10	12	65.01
88493	Brass Qtr Turn Valve, 1/2" PEX Conx	AB9902	012181-884935	1.330	10	11	65.55
88496	Brass Qtr Turn Valve, 1/2" Wirsbo® Conx	AB9911	012181-884966	1.330	10	12	68.55
<b>Contractor Pack</b>							
88489	Brass Qtr Turn Valve, 1/2" Sweat Conx	AB9900CP	012181-884898	3.360	20	23	59.45
88492	Brass Qtr Turn Valve, 1/2" CPVC Conx	AB9901CP	012181-884928	3.360	20	21	65.01
88494	Brass Qtr Turn Valve, 1/2" PEX Conx	AB9902CP	012181-884942	3.360	20	26	65.55
88497	Brass Qtr Turn Valve, 1/2" Wirsbo® Conx	AB9911CP	012181-884973	3.360	20	24	68.55
<b>LEAD FREE ROUND ICE MAKER BOXES WITH HAMMER ARRESTER LESS HOSE</b>							
<b>Contractor Pack</b>							
88490	Brass Qtr Turn Valve, 1/2" Sweat Conx	AB9900HACP	012181-884904	1.330	20	22	124.31
88495	Brass Qtr Turn Valve, 1/2" PEX Conx	AB9902HACP	012181-884959	1.330	20	22	159.95
88498	Brass Qtr Turn Valve, 1/2" Wirsbo® Conx	AB9911HACP	012181-884980	1.330	20	22	137.59
<b>ROUND MINI ICE MAKER OUTLET BOX AND PRELOADED MOUNTING NAILS</b>							
<b>Standard Pack</b>							
88087	Brass Qtr Turn Valve, Installed, 1/2" Sweat Conx	W9200	012181-880876	0.640	10	8	42.10
88089	Brass Qtr Turn Valve, Installed, 1/2" CPVC Conx	W9201	012181-880890	0.640	10	7	44.25
88091	Brass Qtr Turn Valve, Installed, 1/2" PEX Conx	W9202	012181-880913	0.640	10	8	42.20
88095	Brass Qtr Turn Valve, 1/2" Wirsbo® Conx	W9211	012181-880951	0.640	10	7	44.90
88097	Brass Qtr Turn Valve, Installed, 3/8" PEX Conx	W9238	012181-880975	0.640	10	8	46.80
<b>Contractor Pack</b>							
88088	Brass Qtr Turn Valve, Installed, 1/2" Sweat Conx	W9200CP	012181-880883	1.700	20	16	42.10
88090	Brass Qtr Turn Valve, Installed, 1/2" CPVC Conx	W9201CP	012181-880906	1.700	20	14	44.25
88092	Brass Qtr Turn Valve, Installed, 1/2" PEX Conx	W9202CP	012181-880920	1.700	20	16	42.20
88096	Brass Qtr Turn Valve, 1/2" Wirsbo® Conx	W9211CP	012181-880968	1.700	20	14	44.90
88098	Brass Qtr Turn Valve, Installed, 3/8" PEX Conx	W9238CP	012181-880982	1.700	20	16	46.80



Item #	Product Description	Model Number	UPC	Cubic Ft./ Case	Units/ Case***	Lbs./ Case	List Price
<b>LEAD FREE Standard Pack</b>							
87989	Brass Qtr Turn Valve, Installed, 1/2" Sweat Conx	AB9200	012181-879894	0.640	10	8	54.80
87991	Brass Qtr Turn Valve, Installed, 1/2" PEX Conx	AB9202	012181-879917	0.640	10	7	68.95
87993	Brass Qtr Turn Valve, Installed, 1/2" CPVC Conx	AB9201	012181-879931	0.640	10	8	57.70
87995	Brass Qtr Turn Valve, 1/2" Wirsbo® Conx	AB9211	012181-879955	0.640	10	8	67.95
88399	Brass Qtr Turn Valve, 1/2" Viega Conx	AB9222	012181-883990	0.640	10	8	55.95
88382	Brass Qtr Turn Valve, Installed, 3/8" PEX Conx	AB9238	012181-883822	0.640	10	8	69.95



<b>LEAD FREE Contractor Pack</b>							
87990	Brass Qtr Turn Valve, Installed, 1/2" Sweat Conx	AB9200CP	012181-879900	0.640	20	8	54.80
87992	Brass Qtr Turn Valve, Installed, 1/2" PEX Conx	AB9202CP	012181-879924	0.640	20	7	68.95
87994	Brass Qtr Turn Valve, Installed, 1/2" CPVC Conx	AB9201CP	012181-879948	0.640	20	8	57.70
87996	Brass Qtr Turn Valve, 1/2" Wirsbo® Conx	AB9211CP	012181-879962	0.640	20	8	67.95
88383	Brass Qtr Turn Valve, Installed, 3/8" PEX Conx	AB9238CP	012181-883839	1.700	20	16	69.95

<b>ROUND MINI ICE MAKER OUTLET BOX WITH DOMESTIC VALVES AND PRELOADED MOUNTING NAILS</b>							
88101	Domestic Valve, Installed, 1/2" Sweat Conx (Not Lead Free)	W9200D	012181-881019	0.640	10	7	50.40
88374	Domestic Valve, Installed, 1/2" Sweat Conx (Lead Free Compt)	AB9200D	012181-883747	0.640	10	7	65.95

<b>ROUND MINI ICE MAKER OUTLET BOX WITH HAMMER ARRESTER VALVES AND PRELOADED MOUNTING NAILS (Not Lead Free Compliant)</b>							
<b>Standard Pack</b>							
88116	Brass Qtr Turn Arrester Valve, Installed, 1/2" Sweat Conx	W9200HA	012181-881163	0.640	10	12	114.65
88118	Brass Qtr Turn Arrester Valve, Installed, 1/2" CPVC Conx	W9201HA	012181-881187	0.640	10	11	114.65
88120	Brass Qtr Turn Arrester Valve, Installed, 1/2" PEX Conx	W9202HA	012181-881200	0.640	10	12	106.50
88122	Brass Qtr Turn Arrester Valve, Installed, 1/2" Wirsbo	W9211HA	012181-881224	0.640	10	12	113.55
<b>Contractor Pack</b>							
88117	Brass Qtr Turn Arrester Valve, Installed, 1/2" Sweat Conx	W9200HACP	012181-881170	1.700	20	24	114.65
88119	Brass Qtr Turn Arrester Valve, Installed, 1/2" CPVC Conx	W9201HACP	012181-881194	1.700	20	22	114.65
88121	Brass Qtr Turn Arrester Valve, Installed, 1/2" PEX Conx	W9202HACP	012181-881217	1.700	20	24	106.50
88123	Brass Qtr Turn Arrester Valve, Installed, 1/2" Wirsbo	W9211HACP	012181-881231	0.640	10	12	113.55

<b>LEAD FREE ROUND MINI ICE MAKER OUTLET BOX WITH HAMMER ARRESTER VALVES AND PRELOADED MOUNTING NAILS</b>							
<b>Standard Pack</b>							
88372	Brass Qtr Turn Arrester Valve, Installed, 1/2" Sweat Conx	AB9200HA	012181-883723	0.640	10	12	120.95
88376	Brass Qtr Turn Arrester Valve, Installed, 1/2" CPVC Conx	AB9201HA	012181-883761	0.640	10	11	122.95
88377	Brass Qtr Turn Arrester Valve, Installed, 1/2" PEX Conx	AB9202HA	012181-883778	0.640	10	12	126.95
88379	Brass Qtr Turn Arrester Valve, Installed, 1/2" Wirsbo	AB9211HA	012181-883792	0.640	10	12	124.95
<b>Contractor Pack</b>							
88373	Brass Qtr Turn Arrester Valve, Installed, 1/2" Sweat Conx	AB9200HACP	012181-883730	1.700	20	24	120.95
88378	Brass Qtr Turn Arrester Valve, Installed, 1/2" PEX Conx	AB9202HACP	012181-883785	1.700	20	24	126.95
88380	Brass Qtr Turn Arrester Valve, Installed, 1/2" Wirsbo	AB9211HACP	012181-883808	0.640	10	12	124.95

**CATEGORY 5 - SPECIALTY OUTLET BOXES**



<b>ROUND MINI PLASTIC DISHWASHING OUTLET BOX AND PRELOADED MOUNTING NAILS (Not Lead Free Compliant)</b>							
87931	Brass Qtr Turn Arrester Valve, 3/8" Outlet, Installed, 1/2" Sweat Conx	W9300HA	012181-879313	0.640	10	12	117.75
87932	Brass Qtr Turn Arrester Valve, 3/8" Outlet, Installed, 1/2" CPVC Conx	W9301HA	012181-879320	0.640	10	11	120.15
87933	Brass Qtr Turn Arrester Valve, 3/8" Outlet, Installed, 1/2" PEX Conx	W9302HA	012181-879337	0.640	10	12	116.60
87936	Brass Qtr Turn Arrester Valve, 3/8" Outlet, Uninstalled, 1/2" PEX Conx	W9302HACP	012181-879368	1.700	20	24	116.60



<b>LEAD FREE ROUND MINI PLASTIC DISHWASHING OUTLET BOX AND PRELOADED MOUNTING NAILS</b>							
87934	Brass Qtr Turn Arrester Valve, 3/8" Outlet, Installed, 1/2" Sweat Conx	AB9300HA	012181-879344	0.640	10	12	144.95
87935	Brass Qtr Turn Arrester Valve, 3/8" Outlet, Installed, 1/2" CPVC Conx	AB9301HA	012181-879351	0.640	10	11	149.95
87937	Brass Qtr Turn Arrester Valve, 3/8" Outlet, Installed, 1/2" PEX Conx	AB9302HA	012181-879375	0.640	10	12	144.95
87938	Brass Qtr Turn Arrester Valve, 3/8" Outlet, Uninstalled, 1/2" PEX Conx	AB9302HACP	012181-879382	1.700	20	24	144.95







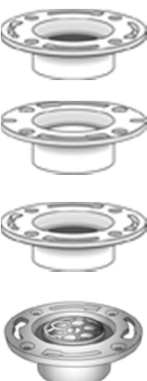




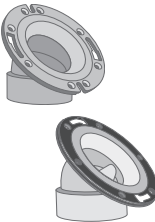
Item #	Product Description	Model Number	UPC	Cubic Ft./ Case	Units/ Case***	Lbs./ Case	List Price
<b>OUTLET BOX ACCESSORIES</b>							
* 88285	Short (4") Washer Box Mounting Flange	7003	012181-882856	0.010	1	0.5	0.65
* 88290	Long (7-11/16") Washer Box Mounting Flange	7003A	012181-882900	0.010	1	0.5	0.85
* 90195	Grommet for WMOB & IMOB Compression Supply	7009	012181-901953	0.010	1	0.5	0.30
* 89917	Metal Locknut for 1/2" Supply Valves	6240	012181-899175	0.010	1	0.5	0.30
* 89439	Plastic Locknut for 1/2" Supply Valves	5010	012181-894392	0.010	1	0.5	0.20
<i>* Item does NOT qualify for Category Discount Program.</i>							
<b>WASHING MACHINE OUTLET BOX VALVES</b>							
* 88400	Qtr Turn Brass Valve, Red Handle, 1/2" Sweat Connection	88400	012181-884003	0.010	1	1	17.85
* 88401	Qtr Turn Brass Valve, Blue Handle, 1/2" Sweat Connection	88401	012181-884010	0.010	1	1	17.85
* 88402	Qtr Turn Brass Valve, Red Handle, 1/2" Pex Connection	88402	012181-884027	0.010	1	1	17.85
* 88403	Qtr Turn Brass Valve, Blue Handle, 1/2" Pex Connection	88403	012181-884034	0.010	1	1	17.85
* 88404	Qtr Turn Brass Valve, Red Handle, 1/2" CPVC Connection	88404	012181-884041	0.010	1	1	19.75
* 88405	Qtr Turn Brass Valve, Blue Handle, 1/2" CPVC Connection	88405	012181-884058	0.010	1	1	19.75
* 88406	Qtr Turn Brass Valve, Red Handle, 1/2" Wirsbo Connection	88406	012181-884065	0.010	1	1	19.75
* 88407	Qtr Turn Brass Valve, Blue Handle, 1/2" Wirsbo Connection	88407	012181-884072	0.010	1	1	19.75
* 90011	Domestic Adapter Valve, 1/2" Sweat Connection	6404AVEID	012181-900116	0.010	1	1	24.80
* 88260	Single Lever Valve - 1/2" Sweat Connection	6408	012181-882603	0.010	1	2	67.50
* 88262	Single Lever Valve - 1/2" CPVC Connection	6408CNS	012181-882628	0.010	1	2	78.95
* 88170	Long Shank Extension Only	6401A	012181-881705	0.010	1	3	10.20
<b>Hammer Arrester Washing Machine Outlet Box Valves</b>							
* 88351	Qtr Turn Arrester Brass Valve, Red Handle, 1/2" Sweat Connection	88351	012181-883518	0.010	1	2	74.95
* 88352	Qtr Turn Arrester Brass Valve, Blue Handle, 1/2" Sweat Connection	88352	012181-883525	0.010	1	2	74.95
* 88353	Qtr Turn Arrester Brass Valve, Red Handle, 1/2" Pex Connection	88353	012181-883532	0.010	1	2	76.40
* 88354	Qtr Turn Arrester Brass Valve, Blue Handle, 1/2" Pex Connection	88354	012181-883549	0.010	1	2	76.40
* 88356	Qtr Turn Arrester Brass Valve, Red Handle, 1/2" CPVC Connection	88356	012181-883563	0.010	1	2	76.40
* 88357	Qtr Turn Arrester Brass Valve, Blue Handle, 1/2" CPVC Connection	88357	012181-883570	0.010	1	2	76.40
* 88358	Qtr Turn Arrester Brass Valve, Red Handle, 1/2" Wirsbo Connection	88358	012181-883587	0.010	1	2	78.05
* 88359	Qtr Turn Arrester Brass Valve, Blue Handle, 1/2" Wirsbo Connection	88359	012181-883594	0.010	1	2	78.05
* 88269	Single Lever Valve - 1/2" Sweat Connection	88269	012181-882696	0.010	1	2	110.50
<b>ICE MAKER OUTLET BOX VALVES</b>							
* 88412	Qtr Turn Brass Valve, Blue Handle, 1/2" Sweat Connection	88412	012181-884126	0.010	1	1	16.75
* 88413	Qtr Turn Brass Valve, Blue Handle, 1/2" Pex Connection	88413	012181-884133	0.010	1	1	17.10
* 88414	Qtr Turn Brass Valve, Blue Handle, 1/2" CPVC Connection	88414	012181-884140	0.010	1	1	17.55
* 88415	Qtr Turn Brass Valve, Blue Handle, 1/2" Wirsbo Connection	88415	012181-884157	0.010	1	1	17.95
<b>Hammer Arrester Ice Maker Outlet Box Valve</b>							
* 88361	Qtr Turn Brass Valve, Blue Handle, 1/2" Sweat Connection	88361	012181-883617	0.010	1	2	68.20
* 88362	Qtr Turn Brass Valve, Blue Handle, 1/2" Pex Connection	88362	012181-883624	0.010	1	2	71.00
* 88363	Qtr Turn Brass Valve, Blue Handle, 1/2" CPVC Connection	88363	012181-883631	0.010	1	2	69.50
* 88364	Qtr Turn Brass Valve, Blue Handle, 1/2" Wirsbo Connection	88364	012181-883648	0.010	1	2	71.00
* 88196	Domestic Adapter Valve, 1/2" Sweat Connection	88196	012181-881965	0.010	1	2	26.40
<b>Lead Free Ice Maker Valves</b>							
* 88416	Lead Free , Qtr Turn Valve, Blue Handle, 1/2" Sweat Connection	88416	012181-884164	0.010	1	1	22.55
* 88417	Lead Free , Qtr Turn Valve, Blue Handle, 1/2" Pex Connection	88417	012181-884171	0.010	1	1	22.55
* 88418	Lead Free , Qtr Turn Valve, Blue Handle, 1/2" CPVC Connection	88418	012181-884188	0.010	1	1	22.55
* 88419	Lead Free , Qtr Turn Valve, Blue Handle, 1/2" Wirsbo Connection	88419	012181-884195	0.010	1	1	23.55
<b>Hammer Arrester Lead Free Ice Maker Valves</b>							
* 88366	Lead Free , Qtr Turn Arrester Valve, Blue Handle, 1/2" Sweat Conx	88366	012181-883662	0.010	1	2	88.55
* 88367	Lead Free , Qtr Turn Arrester Valve, Blue Handle, 1/2" Pex Conx	88367	012181-883679	0.010	1	2	88.55
* 88368	Lead Free , Qtr Turn Arrester Valve, Blue Handle, 1/2" CPVC Conx	88368	012181-883686	0.010	1	2	88.55
* 88369	Lead Free , Qtr Turn Arrester Valve, Blue Handle, 1/2" Wirsbo Conx	88369	012181-883693	0.010	1	2	89.95










Item #	Product Description	Model Number	UPC	Cubic Ft./ Case	Units/ Case***	Lbs./ Case	List Price
<b>CATEGORY 23 - HAMMER ARRESTERS</b>							
86627	1/2" Wirsbo Tee Arrester	86627	012181-866276	1	25	10	23.95
86600	3/4" Arrester For Washing Machine	86600	012181-866009	.75	25	10	21.45
86601	1/2" Male Sweat Arrester	86601	012181-866016	1	50	12	14.35
86602	1/2" MIP Connection Arrester	86602	012181-866023	1	50	11	15.65
86590	1/2" MIP Connection Arrester (Lead Free)	86590	012181-865903	1	50	11	22.05
86603	3/4" Male Sweat Arrester	86603	012181-866030	1	50	15	20.50
86604	1/2" CPVC Socket Arrester	86604	012181-866047	1	50	9	18.35
86624	1/2" CPVC Male Inlet Arrester	86624	012181-866245	1	50	20	15.40
86605	5/8" O.D. Compression Straight Arrester	86605	012181-866054	1	50	15	19.00
86591	5/8" O.D. Compression Straight Arrester (Lead Free)	86591	012181-865910	1	50	15	25.90
86606	1/4" x 1/4" Compression Tee Arrester	86606	012181-866061	.75	25	9	22.95
86592	1/4" x 1/4" Compression Tee Arrester (Lead Free)	86592	012181-865927	.75	25	9	31.30
86607	3/8" x 3/8" Compression Tee Arrester	86607	012181-866078	.75	25	10	23.65
86593	3/8" x 3/8" Compression Tee Arrester (Lead Free)	86593	012181-865934	.75	25	10	32.25
86608	5/8" x 5/8" Compression Tee Arrester	86608	012181-866085	.75	25	11	23.75
86594	5/8" x 5/8" Compression Tee Arrester (Lead Free)	86594	012181-865941	.75	25	11	32.40
86609	3/8" x 3/8" Reverse Nut Tee Arrester	86609	012181-866092	.75	25	9	22.00
86595	3/8" x 3/8" Reverse Nut Tee Arrester (Lead Free)	86595	012181-865958	.75	25	9	30.95
86610	5/8" x 5/8" Reverse Nut Tee Arrester	86610	012181-866108	.75	25	11	23.00
86596	5/8" x 5/8" Reverse Nut Tee Arrester (Lead Free)	86596	012181-865965	.75	25	11	31.40
86612	3/8" x 3/8" Pex Barb Tee Arrester	86612	012181-866122	.75	25	8	22.95
86597	3/8" x 3/8" Pex Barb Tee Arrester (Lead Free)	86597	012181-865972	.75	25	8	31.30
86613	1/2" x 1/2" Pex Barb Tee Arrester	86613	012181-866139	.75	25	8	21.00
86598	1/2" x 1/2" Pex Barb Tee Arrester (Lead Free)	86598	012181-865989	.75	25	8	28.65
86621	1/2" Pex Barb Arrester	86621	012181-866214	1	50	8	15.15
86627	1/2" Wirsbo Tee Arrester	86627	012181-866276	1	50	8	23.95
86599	1/2" Wirsbo Tee Arrester (Lead Free)	86599	012181-865996	1	50	8	32.65



\* Item does NOT qualify for Category Discount Program.


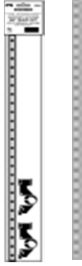
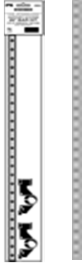



Item #	Product Description	Model Number	UPC	Cubic Ft./ Case	Units/ Case***	Lbs./ Case	List Price		
<b>CATEGORY 10 - CLOSET &amp; URINAL FLANGES</b>									
<b>6" SPIGOT LONG CLOSET FLANGE</b>									
86147	Long Closet Flange - PVC	4846S	012181-861479	2.650	10	6	16.00		
86148	Long Closet Flange - ABS	5846S	012181-861486	2.650	10	6	16.00		
<b>TECHNO CLOSET FLANGES (Knockout Will Not Fall Down Drain Line)</b>									
86132	Standard Pattern w/Techno Knockout for 3" or 4" PVC Pipe	4830TFK	012181-861325	2.270	40	31	5.20		
86137	Standard Pattern w/Techno Knockout for 3" or 4" ABS Pipe	5830TFK	012181-861370	2.270	40	24	5.50		
<b>FLUSH•TITE CLOSET FLANGES</b>									
86150	Standard Pattern w/o Knockout for 3" or 4" PVC Pipe, w/o Pipe Stop	48302	012181-861509	2.270	40	28	4.55		
86155	Standard Pattern w/o Knockout for 3" or 4" ABS Pipe, w/o Pipe Stop	58302	012181-861554	2.270	40	21	5.40		
86151	Long Pattern w/o Knockout for 3" or 4" PVC Pipe, w/o Pipe Stop	4830LP	012181-861516	2.610	40	28	5.25		
86140	Long Pattern w/o Knockout for 3" or 4" PVC Pipe, with Pipe Stop	4830	012181-861400	2.610	40	29	4.90		
86145	Long Pattern w/o Knockout for 3" or 4" ABS Pipe, with Pipe Stop	5830	012181-861455	2.610	40	22	5.40		
86149	Fits Inside 3" Sch. 40 DWV PVC Pipe, w/o Knockout	48301	012181-861493	1.170	20	12	6.05		
86160	Fits Inside 3" Sch. 40 DWV ABS Pipe, w/o Knockout	58301	012181-861608	1.170	20	9	6.45		
86130	Standard Pattern with Knockout for 3" or 4" PVC Pipe	4830KO	012181-861301	2.270	40	31	4.75		
86135	Standard Pattern with Knockout for 3" or 4" ABS Pipe	5830KO	012181-861356	2.270	40	24	5.30		
86131	Long Pattern with Knockout for 3" or 4" PVC Pipe	4830LPK	012181-861318	2.610	40	33	5.55		
86126	Fits Over 4" Sch. 40 DWV PVC Pipe, w/o Knockout	4824	012181-861264	1.170	20	14	5.45		
86127	Fits Over 4" Sch. 40 DWV ABS Pipe, w/o Knockout	5824	012181-861271	1.170	20	10	5.75		
86128	Fits Over 4" Sch. 40 DWV PVC Pipe, With Knockout	4824KO	012181-861288	1.170	20	18	5.70		
86129	Fits Over 4" Sch. 40 DWV ABS Pipe, With Knockout	5824KO	012181-861295	1.170	20	13	5.95		
<b>Display Pack</b>									
82505	Without Knockout for 3" or 4" PVC Pipe, w/o Pipe Stop	R48302	012181-825051	0.563	6	4	5.35		
82500	With Knockout for 3" or 4" PVC Pipe	R4830KO	012181-825006	0.563	6	5	5.50		
<b>TECHNO CLOSET FLANGES W/METAL ADJUSTABLE RING (Knockout Will Not Fall Down Drain Line)</b>									
86173	With Techno Knockout for 3" or 4" PVC Pipe	4830ATF	012181-861738	2.610	40	38	11.00		
86174	With Techno Knockout for 3" or 4" ABS Pipe	5830ATF	012181-861745	2.610	40	32	11.60		
86177	With Techno Knockout for 3" or 4" PVC Pipe/Stainless Steel Ring	4830ASTF	012181-861776	2.610	40	38	11.20		
86178	With Techno Knockout for 3" or 4" ABS Pipe/Stainless Steel Ring	5830ASTF	012181-861783	2.610	40	32	11.50		
<b>FLUSH•TITE CLOSET FLANGES WITH METAL ADJUSTABLE RING</b>									
86166	Without Knockout for 3" or 4" PVC Pipe, w/o Pipe Stop	4830A2	012181-861660	2.610	40	34	9.45		
86175	Without Knockout for 3" or 4" ABS Pipe, w/o Pipe Stop	5830A2	012181-861752	2.610	40	29	9.95		
86179	With <b>Stainless Steel Ring</b> , 3" or 4" PVC, w/o Pipe Stop	4830AS2	012181-861790	2.610	40	34	10.25		
86182	With <b>Stainless Steel Ring</b> , 3" or 4" ABS, w/o Pipe Stop	5830AS2	012181-861820	2.610	40	29	11.20		
86167	Without Knockout for 3" or 4" PVC Pipe, with Pipe Stop	4830A3	012181-861677	2.610	40	36	10.40		
86176	Without Knockout for 3" or 4" ABS Pipe, with Pipe Stop	5830A3	012181-861769	2.610	40	30	11.10		
86165	With Knockout for 3" or 4" PVC Pipe	4830A	012181-861653	2.610	40	38	9.85		
86170	With Knockout for 3" or 4" ABS Pipe	5830A	012181-861707	2.610	40	32	11.10		
86141	Fits Over 4" Sch. 40 DWV PVC Pipe, w/o Knockout	4824A	012181-861417	1.170	20	16	7.90		
86142	Fits Over 4" Sch. 40 DWV ABS Pipe, w/o Knockout	5824A	012181-861424	1.170	20	14	8.15		
86143	Fits Over 4" Sch. 40 DWV PVC Pipe, With Knockout	4824AKO	012181-861431	1.170	20	20	8.45		
86144	Fits Over 4" Sch. 40 DWV ABS Pipe, With Knockout	5824AKO	012181-861448	1.170	20	18	8.70		
<b>FLUSH•TITE OFFSET CLOSET FLANGES</b>									
86180	For 3" or 4" PVC Pipe	4831	012181-861806	1.760	20	22	11.40		
86185	For 3" or 4" ABS Pipe	5831	012181-861851	1.760	20	17	12.35		
<b>Display Pack</b>									
82516	For 3" or 4" ABS Pipe	R5831	012181-825167	0.723	6	5	13.55		
<b>OFFSET CLOSET FLANGE WITH ADJUSTABLE METAL RING</b>									
86181	3" x 4" PVC Offset Closet Flange with Metal Ring	4831M	012181-861813	1.96	20	25	12.30		
86186	3" x 4" ABS Offset Closet Flange with Metal Ring	5831M	012181-861868	1.96	20	21	13.00		
<b>45 DEGREE CLOSET FLANGE</b>									
86196	45 Degree PVC Closet Flange w/ Plastic Adjustable Ring	4845P	012181-861967	2.24	20	21	16.10		
86197	45 Degree ABS Closet Flange w/ Plastic Adjustable Ring	5845P	012181-861974	2.24	20	16	16.10		
86198	45 Degree PVC Closet Flange w/ S. S. Adjustable Ring	4845S	012181-861981	2.24	20	22	16.20		
86199	45 Degree ABS Closet Flange w/ S. S. Adjustable Ring	5845S	012181-861998	2.24	20	19	16.75		
86201	45 Degree PVC Closet Flange w/ Plastic Adjustable Ring/KO	4845PKO	012181-862018	2.24	20	22	16.55		
86202	45 Degree ABS Closet Flange w/ Plastic Adjustable Ring/KO	5845PKO	012181-862025	2.24	20	18	16.55		
86203	45 Degree PVC Closet Flange w/ S. S. Adjustable Ring/KO	4845SKO	012181-862032	2.24	20	24	17.20		
86204	45 Degree ABS Closet Flange w/ S. S. Adjustable Ring/KO	5845SKO	012181-862049	2.24	20	20	17.20		



Item #	Product Description	Model Number	UPC	Cubic Ft./ Case	Units/ Case***	Lbs./ Case	List Price	
<b>REPAIR CLOSET FLANGE</b>								
86250	Repair Closet Flange - 3" Inside Pipe	4847	012181-862506	0.62	5	7	14.60	
86251	Repair Closet Flange - 3" Hub	4846	012181-862513	0.62	5	7	20.00	
86252	Repair Closet Flange - 4" Inside Pipe	4845	012181-862520	0.62	5	7	17.90	
<b>PUSH N' REPAIR CLOSET FLANGE</b>								
86191	3" PVC Push N' Repair Closet Flange	4843	012181-861912	0.620	5	6	24.70	
86192	3" ABS Push N' Repair Closet Flange	5843	012181-861929	0.620	5	5	24.70	
86193	4" PVC Push N' Repair Closet Flange	4844	012181-861936	0.620	5	7	23.90	
86194	4" ABS Push N' Repair Closet Flange	5844	012181-861943	0.620	5	6	24.70	
<b>STAINLESS STEEL EXTENSION RING</b>								
86187	Stainless Steel Ring Only	86187	012181-861875	0.120	20	4	6.00	
<b>FLUSH•TITE CLOSET FLANGE EXTENSION RINGS</b>								
86208	Pair of 1/4" Thick Extension Rings	86208	012181-862087	0.390	20 Pr.	8	4.40	
86209	Kit of 3 Extension Rings & 2 Closet Bolts, Nuts, Washers	86209	012181-862094	0.650	20 Kits	13	6.60	
68002	Closet Flange Ext Ring ABS 4"	ABA9023	767580-031069		20	0	3.50	
<b>ADJUSTABLE URINAL FLANGE KITS</b>								
68004	Urinal FI Socket Adj PVC 2"	ABA8548	767580-029035		20	9	20.95	
68005	Urinal FI Spigot Adj PVC 2"	ABA8549	767580-029042		20	10	20.95	
65362	Urinal FI Socket Adj ABS 2"	ABA8545	767850-029004		20	9	22.50	
65363	Urinal FI Spigot Adj ABS 2"	ABA8546	767850-029011		20	10	22.50	
<b>WAX CLOSET GASKETS</b>								
82550	Standard Wax Gasket	RWG1	012181-825501	1.470	48	26	1.90	
82555	Wax Gasket with Plastic Horn	RWG2	012181-825556	1.470	24	16	2.30	
82556	Standard Wax Gasket w/Double Nut Brass Closet Bolts	RWG7	012181-825563	1.470	48	30	3.70	
82557	Wax Gasket w/ Plastic Horn w/Double Nut Brass Closet Bolts	RWG8	012181-825570	1.470	24	18	4.50	
82565	Reinforced Wax Gasket with Plastic Horn	RNWG1	012181-825655	1.470	24	15	5.80	
87760	Standard Wax Gasket w/Brass Closet Bolt Kit	RWG3	012181-877609	1.470	48	30	3.40	
82552	Wax Gasket with Plastic Horn w/Brass Closet Bolt Kit	RWG4	012181-825525	1.470	24	18	4.20	
82553	Jumbo Wax Gasket with 3.5" Brass Plated Bolt Kit	RWG5	012181-825532	1.470	48	32	5.15	
82554	Wax Gasket with Plastic Horn w/Brass Plated Closet Bolt Kit	RWG6	012181-825549	1.470	24	18	3.40	
82559	Jumbo Wax Gasket with Horn & Double Nut Bolt Kit	RWG10	012181-825594	1.470	24	18	5.50	
82561	Jumbo Wax Gasket with Horn	RWG2J	012181-825617	1.470	24	18	3.40	
82560	Jumbo Wax Gasket	RWG1J	012181-825600	2.900	48	36	2.70	

**CATEGORY 14 - STABILIZER SYSTEM**



<b>PEX BEND SUPPORTS</b>								
86673	1/2" PEX Bend Support, Ceiling/Stud Mount	PBS2	012181-866733	0.120	50	11.9	1.10	
86672	1/2" PEX Bend Support, Bar Mount	PBS1	012181-866726	0.120	100	23.8	1.10	
86652	18" PEX Support Bar	PS18	012181-866528	0.120	50	210	2.50	
86653	26" PEX Support Bar	PS26	012181-866535	0.120	50	210	3.85	
<b>HORIZONTAL RUN STABILIZER BAR KITS</b>								
86694	20" Bar with Plastic Insulators for 1/2" CTS	S2012PH	012181-866948	0.39	50	15	2.35	
86696	20" Bar with Plastic Insulators for 3/4" CTS	S2034PH	012181-866962	0.39	50	15	2.50	
86698	26" Bar with Plastic Insulators for 1/2" CTS	S2612PH	012181-866986	0.5	50	19	2.90	
86699	26" Bar with Plastic Insulators for 3/4" CTS	S2634PH	012181-866993	0.5	50	18	2.95	
<b>VERTICAL RUN STABILIZER BAR KITS</b>								
86701	20" Bar with Plastic Insulators for 1/2" CTS	S2012PV	012181-867013	0.39	50	15	2.50	
86702	20" Bar with Plastic Insulators for 3/4" CTS	S2034PV	012181-867020	0.39	50	15	2.50	
86703	26" Bar with Plastic Insulators for 1/2" CTS	S2612PV	012181-867037	0.5	50	19	3.05	
86704	26" Bar with Plastic Insulators for 3/4" CTS	S2634PV	012181-867044	0.5	50	19	3.05	
<b>Stabilizer Bars</b>								
86650	20" Stabilizer Bar for 16" Stud Bays	S20	012181-866504	0.12	100	24	0.75	
86655	26" Stabilizer Bar for 24" Stud Bays	S26	012181-866559	0.12	100	29	0.90	
<b>Plastic Insulators</b>								
86670	Plastic Horizontal Insulators for 1/2" CTS (50/Bag)	S12PH	012181-866702	0.350	200	3	0.50	
86675	Plastic Horizontal Insulators for 3/4" CTS (50/Bag)	S34PH	012181-866757	0.350	200	3	0.55	
86685	Plastic Vertical Insulators for 1/2" CTS (50/Bag)	S12PV	012181-866856	0.350	200	3	0.50	
86690	Plastic Vertical Insulators for 3/4" CTS (50/Bag)	S34PV	012181-866900	0.350	200	3	0.55	
<b>CPVC Insulators</b>								
86663	Plastic Horizontal Insulators for 1/2" CTS CPVC (50/Bag)	S12PHC	012181-866634	0.350	200	5	0.70	
86664	Plastic Horizontal Insulators for 3/4" CTS CPVC (50/Bag)	S34PHC	012181-866641	0.350	200	5	1.25	

Stabilizers covered by one or more of the following U.S. Patents: 5,154,375 / 5,236,158 / 5,230,488 / 5,267,710 / 5,370,345

Item #	Product Description	Model Number	UPC	Cubic Ft./ Case	Units/ Case***	Lbs./ Case	List Price
--------	---------------------	--------------	-----	-----------------	----------------	------------	------------



**CATEGORY 15 - CLAMPS & INSULATORS**

**HALF CLAMPS**

**Standard Pack**



82864	Combination, Supports 1/2" & 3/4", with Preloaded Nail (100/Bag)	CH1234	012181-828649	1.186	1000	12.79	0.15
82865	Combination, Supports 3/4" IPS / 1.250" CTS, with Preloaded Nail (25/ CH34114)		012181-828656	0.35617	100	3.31	0.55
82846	Supports 3/8" CTS, with Preloaded Nail (100/Bag)	H138	012181-828465	0.434	1000	9	0.20
82850	Supports 1/2" CTS, with Preloaded Nail (50/Bag)	H112	012181-828502	0.872	2000	22	0.09
82855	Supports 3/4" CTS, with Preloaded Nail (50/Bag)	H134	012181-828557	0.800	1000	14	0.12
82860	Supports 1" CTS, with Preloaded Nail (50/Bag)	H101	012181-828601	0.841	500	13	0.26



**Display Pack**

82840	Supports 1/2" CTS, with Preloaded Nail (5/Bag)	RH112C	012181-828403	0.083	10	1	2.15
82845	Supports 3/4" CTS, with Preloaded Nail (5/Bag)	RH134C	012181-828458	0.083	10	1	2.30



**RIGHT STRAP MULTI-FUNCTIONAL PIPE CLAMPS PATENT # ,,**

**Standard Pack**

82852	Supports 1/2" CTS, with Preloaded Nail (50/Bag)	82852	012181-828526	1.080	2000	23	0.13
82854	Supports 3/4" CTS, with Preloaded Nail (50/Bag)	82854	012181-828540	0.851	1000	15	0.17
82856	Supports 1" CTS, with Preloaded Nail (50/Bag)	82856	012181-828564	0.790	500	12	0.34



**Display Pack**

82841	Supports 1/2" CTS, with Preloaded Nail (5/Bag)	82841	012181-828410	0.083	10	1	2.15
82842	Supports 3/4" CTS, with Preloaded Nail (5/Bag)	82842	012181-828427	0.083	10	1	2.30

*Chemically Compatible with CPVC Piping Systems*

**CLAMP-TITE FULL CLAMPS**

**Standard Pack**

83795	Supports 1/2" CTS, with Preloaded Nail (100/Bag)	F212	012181-837955	0.841	1000	11	0.14
83800	Supports 3/4" CTS, with Preloaded Nail (50/Bag)	F234	012181-838002	0.841	500	10	0.20
83805	Supports 1" CTS, with Preloaded Nail (25/Bag)	F201	012181-838057	0.841	250	7	0.40



**FULL CLAMPS**

**Standard Pack**

83797	Supports 1/2" CTS, with Preloaded Nail (100/Bag)	F212LF	012181-837979		500	10	0.15
83798	Supports 3/4" CTS, with Preloaded Nail (50/Bag)	F234LF	012181-837986		500	10	0.25
83799	Supports 1" CTS, with Preloaded Nail (25/Bag)	F201LF	012181-837993		250	5	0.45



*Chemically Compatible with CPVC Piping Systems*

**SINGLE SHOT INSULATING SUSPENSION CLAMPS**

82980	1/2" SINGLE SHOT INSULATOR W/PRELOADED NAIL	SS512	0-12181-829806	2.12	2000	29	0.30
82981	3/4" SINGLE SHOT INSULATOR W/PRELOADED NAIL	SS534	0-12181-829833	1.66	1000	17	0.30
82982	1" SINGLE SHOT INSULATOR W/PRELOADED NAIL	SS501	0-12181-829820	0.585	500	9	0.85



**INSULATING SUSPENSION CLAMPS**

**Standard Pack**



82957	Combination, Supports 1/2" & 3/4" CTS (100/Bag)	CI31234	012181-829578	1.502	1000	12	0.30
82951	Supports 1/2" CTS (50/Bag)	I312	012181-829516	1.807	2000	20	0.23
82955	Supports 3/4" CTS (50/Bag)	I334	012181-829554	0.428	1000	12	0.24
82960	Supports 1" CTS (50/Bag)	I301	012181-829608	0.585	500	9	0.76
82961	Supports 1-1/4" CTS (50/Bag)	I314	012181-829615	0.998	250	7	1.20
82962	Supports 1-1/2" CTS (25/Bag)	I315	012181-829622	2.006	250	9	1.35
82963	Supports 2" CTS (25/Bag)	I320	012181-829639	2.006	250	12	1.65



*Chemically Compatible with CPVC Piping Systems*

**COMBINATION SUSPENSION/INSULATOR CLAMP**

82979	Combination, Supports 1/2" & 3/4" CTS (50/Bag)	CI1341234	012181-829790	1.19	500	9.7	0.60
-------	--	-----------	---------------	------	-----	-----	------

**2-HOLE PIPE CLAMPS**

**Standard Pack**




83015	Combination, Supports 1/2" & 3/4" CTS (100/Bag)	CC61234	012181-830154	1.7	1000	13	0.30
83003	Supports 1/2" CTS (100/Bag)	C612	012181-830031	1.795	2000	21	0.24
83008	Supports 3/4" CTS (100/Bag)	C634	012181-830086	1.802	1000	14	0.25
83010	Supports 1" CTS (50/Bag)	C601	012181-830109	0.998	500	11	0.61
83012	Supports 1-1/4" CTS (50/Bag)	C614	012181-830123	2.064	250	7	0.85
83013	Supports 1-1/2" CTS (25/Bag)	C615	012181-830130	2.064	250	9	1.06
83014	Supports 2" CTS (25/Bag)	C620	012181-830147	1.644	250	13	1.38

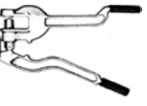


**Display Pack**

83000	Supports 1/2" CTS (5/Bag)	RC612C	012181-830000	0.112	10	1	2.30
83005	Supports 3/4" CTS (5/Bag)	RC634C	012181-830055	0.112	10	1	2.40

*Chemically Compatible with CPVC Piping Systems*

Item #	Product Description	Model Number	UPC	Cubic Ft./ Case	Units/ Case***	Lbs./ Case	List Price
<b>PIPE INSULATORS</b>							
<b>Standard Pack</b> 							
82972	Combination, Supports 1/2" & 3/4" CTS (50/Bag)	CI41234	012181-829721	1.19	500	9.48	0.60
82965	Supports 1/2" CTS (25/Bag)	I412	012181-829653	2.120	1000	24	0.50
82970	Supports 3/4" CTS (25/Bag)	I434	012181-829707	2.120	1000	18	0.53
82975	Supports 1" CTS (25/Bag)	I401	012181-829752	3.207	1000	16	0.71
<b>Display Pack</b>							
82966	Supports 1/2" CTS (5/Bag)	RI412C	012181-829660	0.205	10	1	4.10
82971	Supports 3/4" CTS (5/Bag)	RI434C	012181-829714	0.372	10	1	4.20
<i>Chemically Compatible with CPVC Piping Systems</i>							
<b>LONG PATTERN PIPE INSULATORS</b>							
82967	1/2" Long Pattern Insulator/Gray/25 bag	82967	012181-829677	3.207	1000	34	0.55
82968	3/4" Long Pattern Insulator/Gray/25 bag	82968	012181-829684	3.207	1000	26	0.55
<b>METAL STUD INSULATORS (For Use In Metal Studs And Galvanized Suer-tite Brackets)</b>							
89148	Supports 3/8", 1/2", 3/4" CTS (50/Bag)	MSI1	012181-891483	0.650	500	5	0.32
89150	Supports 1/2" CTS (100/Bag)	MSI3	012181-891506	1.076	1000	8	0.33
89151	Supports 3/4" CTS (100/Bag)	MSI4	012181-891513	1.076	1000	8	0.35
89152	Supports 1" CTS (50/Bag)	MSI5	012181-891520	0.646	500	3	0.38
<i>Chemically Compatible with CPVC Piping Systems</i>							
<b>METAL STUD INSULATORS FOR CPVC PIPING (Pipe Can Be Cemented To Insulator)</b>							
89158	Supports 1/2" CTS (100/Bag)	MSI6	012181-891582	0.390	200	2	0.50
89161	Supports 3/4" CTS (100/Bag)	MSI7	012181-891612	0.390	200	2	0.50
<b>METAL STUD INSULATORS FOR DWV PIPING</b>							
89165	Supports 1 1/2" DWV in metal studs (25 per bag)	MSI15	012181-891650	1.8	500	12	0.60
89166	Supports 2" DWV in metal studs (25 per bag)	MSI20	012181-891667	1.8	500	8	0.60
<b>METAL STUD PUNCH, LIGHTWEIGHT, HIGH STRENGTH WITH NON-SLIP RUBBER GRIPS</b>							
89160	Punch, Offset head, 1 11/32" hole in up to 22ga for 1/2" thru 1" CTS Metal Stud Insulators	MSP1	012181-891605	0.244	1	8	312.65
89164	Punch Offset head, for 1 1/2" and 2" DWV Metal Stud Insulators	MSP2	012181-891643	0.244	1	8	370.20



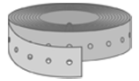
Item #	Product Description	Model Number	UPC	Cubic Ft./ Case	Units/ Case***	Lbs./ Case	List Price
--------	---------------------	--------------	-----	-----------------	----------------	------------	------------

**CATEGORY 16 - STRAPPING, J-HOOKS & HANGERS**



**PLASTIC HANGER STRAPPING**

83030	10' Roll x 3/4" (50 mil., 125 lb. Test)	RHS10	012181-830307	0.713	20	4	1.95
83035	25' Roll x 3/4" (50 mil., 125 lb. Test)	RHS25	012181-830352	0.507	20	8	4.25
83025	100' Roll x 3/4" (50 mil., 125 lb. Test)	HS1	012181-830253	1.644	20	30	14.05



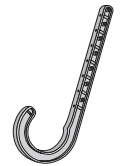
**GALVANIZED METAL HANGER STRAPPING**

84025	10' Roll x 3/4" (28 Gauge)	RGS7	012181-840252	0.210	50	17	1.85
84030	10' Roll x 3/4" (24 Gauge)	RGS8	012181-840306	0.210	50	25	2.45



**WHITE DWV ABS HANG-TITE™ PIPE HOLDERS**

93140	1/2" CTS/5" Shank (10/Bag, w/Nails)	93140	012181-931400	1.600	200	10	1.00
93142	3/4" CTS/5" Shank (10/Bag, w/Nails)	93142	012181-931424	1.674	200	10	1.05
93144	1" CTS/5" Shank (10/Bag, w/Nails)	93144	012181-931448	1.674	200	10	1.20
93145	1-1/4" CTS/5" Shank (10/Bag, w/Nails)	93145	012181-931455	1.674	200	11	1.20
93150	1-1/2" Sch. 40 DWV/8" Shank 10 per bag w/nails attached	93150	012181-931509	1.532	200	18	1.15
93155	2" Sch. 40 DWV/8" Shank 10 per bag w/nails attached	93155	012181-931554	1.704	200	22	1.20
93160	3" Sch. 40 DWV/8" Shank 10 per bag w/nails attached	93160	012181-931608	2.145	200	28	1.20
93161	3" Sch. 30 DWV/8" Shank 10 per bag w/nails attached	93161	012181-931615	2.145	200	28	1.30
93165	4" Sch. 40 DWV/8" Shank 10 per bag w/nails attached	93165	012181-931653	1.704	100	18	1.45



Nails attached to top of Hang-Tite™

**BLACK DWV ABS HANG-TITE™ PIPE HOLDERS**

93166	1-1/2" Sch. 40 DWV/8" Shank 10 per bag w/nails attached	93166	012181-931660	1.532	200	18	1.25
93167	2" Sch. 40 DWV/8" Shank 10 per bag w/nails attached	93167	012181-931677	1.704	200	22	1.30
93168	3" Sch. 40 DWV/8" Shank 10 per bag w/nails attached	93168	012181-931684	2.145	200	28	1.30
93169	4" Sch. 40 DWV/8" Shank 10 per bag w/nails attached	93169	012181-931691	1.704	100	18	1.45

**METAL DWV HANGER WITHOUT PLASTIC SLEEVE**

82830	1 1/2" Glavanized DWV hanger uncoated, 3/4" width	MH321	012181-828304	1.6	50	11.5	1.80
82831	2" Glavanized DWV hanger uncoated, 3/4" width	MH322	012181-828311	1.6	50	13	1.90
82832	3" Glavanized DWV hanger uncoated, 3/4" width	MH323	012181-828328	1.6	50	14.5	2.10
82833	4" Glavanized DWV hanger uncoated, 3/4" width	MH324	012181-828335	1.6	50	16	2.45



**METAL DWV HANGER WITH PLASTIC SLEEVE**

82834	1 1/2" Glavanized DWV hanger with plastic sleeve, 3/4" width	MH421	012181-828342	1.6	50	11.5	2.15
82835	2" Glavanized DWV hanger with plastic sleeve, 3/4" width	MH422	012181-828359	1.6	50	13	2.25
82836	3" Glavanized DWV hanger with plastic sleeve, 3/4" width	MH423	012181-828366	1.6	50	14.5	2.45
82837	4" Glavanized DWV hanger with plastic sleeve, 3/4" width	MH424	012181-828373	1.6	50	16	2.90



**VINYL COATED J-HOOKS**

83100	Copper Plated 12 Ga. Galvanized for 1/2" & 3/4" CTS	RVCJH	012181-831007	0.076	100	2	0.65
-------	---	-------	---------------	-------	-----	---	------



**COPPER CLAD WIRE PIPE HANGERS**

83130	6" Suspension for 1/2" CTS (12/Bag)	RCPH12	012181-831304	1.215	144	1	0.30
83135	6" Suspension for 3/4" CTS (12/Bag)	RCPH34	012181-831359	0.614	144	1	0.40



**SURE-TITE™ SUPPORT BRACKETS**

86618	20" Copper plated bracket w/1/2" holes/16 guage	86618	012181-866184	0.143	50	18	3.50
86626	26" Copper plated bracket w/1/2" holes/16 guage	86626	012181-866269	0.186	50	28	5.15
86619	20" Copper plated bracket w/1/2" extruded holes/16 guage	86619	012181-866191	0.143	25	10	3.70
86718	20" Copper plated bracket w/1/2", 3/4" & 1" holes/16 guage	86718	012181-867181	0.143	50	21	3.40
86726	26" Copper plated bracket w/1/2", 3/4" & 1" holes/16 guage	86726	012181-867266	0.186	50	26	5.15
86614	18" Copper plated bracket w/1/2" snap-in, 3/4" & 1" holes/16 guage	86614	012181-866148	0.143	50	24	3.60
86832	18" Galvanized bracket w/1-11/32" holes for MSI insulators/20 guage	86832	012181-868324	0.143	50	20	3.15
86632	26" Galvanized bracket w/1-11/32" holes for MSI insulators/20 guage	86632	012181-866320	0.186	50	32	4.70
86611	Copper plated Carrier bracket w/extruded hole/16 guage	86611	012181-866115	0.282	50	18	10.65



Item #	Product Description	Model Number	UPC	Cubic Ft./ Case	Units/ Case***	Lbs./ Case	List Price
--------	---------------------	--------------	-----	-----------------	----------------	------------	------------

**CATEGORY 17 - PLASTIC AND METAL HEATER PANS**



**PLASTIC WATER HEATER PANS with PVC Drain Connection**

86970	18" ID x 20" OD Pan Predrilled, 1" x 1-1/2" PVC Drain Conx.	86970	012181-869703	3.470	20	18	14.30
86975	20" ID x 22" OD Pan Predrilled, 1" x 1-1/2" PVC Drain Conx.	HP2022	012181-869758	3.470	20	21	13.85
86980	22" ID x 24" OD Pan Predrilled, 1" x 1-1/2" PVC Drain Conx.	HP2224	012181-869802	3.470	20	24	13.90
86985	24" ID x 26" OD Pan Predrilled, 1" x 1-1/2" PVC Drain Conx.	HP2426	012181-869857	4.080	20	28	16.20
86990	26" ID x 28" OD Pan Predrilled, 1" x 1-1/2" PVC Drain Conx.	HP2628	012181-869901	3.100	10	17	19.10
86997	28" ID x 30" OD Pan Predrilled, 1" x 1-1/2" PVC Drain Conx.	HP2830	012181-869970	2.910	5	11	23.25
86995	30" ID x 32" OD Pan Predrilled, 1" x 1-1/2" PVC Drain Conx.	HP3032	012181-869956	2.910	5	11	24.15



**PLASTIC WATER HEATER PANS with CPVC Drain Connection**

86979	20" ID x 22" OD Pan Predrilled, 1" CPVC Drain Conx.	HP2022C	012181-869796	3.470	20	21	16.85
86984	22" ID x 24" OD Pan Predrilled, 1" CPVC Drain Conx.	HP2224C	012181-869840	3.470	20	24	16.55
86989	24" ID x 26" OD Pan Predrilled, 1" CPVC Drain Conx.	HP2426C	012181-869895	4.080	20	28	19.05
86994	26" ID x 28" OD Pan Predrilled, 1" CPVC Drain Conx.	HP2628C	012181-869949	3.100	10	16	21.45
86998	30" ID x 32" OD Pan Predrilled, 1" CPVC Drain Conx.	HP3032C	012181-869987	2.910	5	12	27.55



**PLASTIC WATER HEATER PANS, NO HOLE**

86976	20" ID x 22" OD Pan Undrilled, 1" x 1-1/2" PVC Drain Conx.	HP2022NH	012181-869765	3.470	20	20	14.30
86981	22" ID x 24" OD Pan Undrilled, 1" x 1-1/2" PVC Drain Conx.	HP2224NH	012181-869819	3.470	20	24	14.65
86986	24" ID x 26" OD Pan Undrilled, 1" x 1-1/2" PVC Drain Conx.	HP2426NH	012181-869864	4.080	20	27	17.10
86991	26" ID x 28" OD Pan Undrilled, 1" x 1-1/2" PVC Drain Conx.	HP2628NH	012181-869918	3.100	10	17	20.10
86996	30" ID x 32" OD Pan Undrilled, 1" x 1-1/2" PVC Drain Conx.	HP3032NH	012181-869963	2.910	5	12	24.95

**ALUMINUM WATER HEATER PANS / PVC DRAIN**

87030	18" ID x 20" OD Pan Predrilled, 1" x 1-1/2" PVC Drain Conx.	AHP18203	012181-870303	1.430	10	15	38.40
87000	20" ID x 22" OD Pan Predrilled, 1" x 1-1/2" PVC Drain Conx.	AHP2022	012181-870006	1.466	10	16	35.65
87003	22" ID x 24" OD Pan Predrilled, 1" x 1-1/2" PVC Drain Conx.	AHP2224	012181-870037	1.484	10	20	37.65
87006	24" ID x 26" OD Pan Predrilled, 1" x 1-1/2" PVC Drain Conx.	AHP2426	012181-870068	2.155	10	23	40.75
87010	26" ID x 28" OD Pan Predrilled, 1" x 1-1/2" PVC Drain Conx.	AHP2628	012181-870105	2.155	10	26	51.90
87031	28" ID x 30" OD Pan Predrilled, 1" x 1-1/2" PVC Drain Conx.	AHP2830	012181-870310	2.222	5	15	54.60
87013	30" ID x 32" OD Pan Predrilled, 1" x 1-1/2" PVC Drain Conx.	AHP3032	012181-870136	2.222	5	18	79.40
87033	28" Alum Heater Pan w/CPVC Adaptor	AHP2830C	012181-870334	2.222	5	71	59.60



**ALUMINUM WATER HEATER PANS / PVC DRAIN / NO HOLE**

87001	20" ID x 22" OD Pan Predrilled, 1" PVC Drain Conx/No Hole	AHP2022NH	012181-870013	1.466	10	15	37.60
87004	22" ID x 24" OD Pan Predrilled, 1" PVC Drain Conx/No Hole	AHP2224NH	012181-870044	1.484	10	18	39.70
87007	24" ID x 26" OD Pan Predrilled, 1" PVC Drain Conx/No Hole	AHP2426NH	012181-870075	2.155	10	21	43.00
87011	26" ID x 28" OD Pan Predrilled, 1" PVC Drain Conx/No Hole	AHP2628NH	012181-870112	2.155	10	24	54.75
87015	30" ID x 32" OD Pan Predrilled, 1" PVC Drain Conx/No Hole	AHP3032NH	012181-870150	2.222	5	17	83.75

**ALUMINUM WATER HEATER PANS / CPVC DRAIN**

87002	20" ID x 22" OD Pan Predrilled, 1" CPVC Drain Conx.	AHP2022C	012181-870020	1.466	10	16	40.10
87005	22" ID x 24" OD Pan Predrilled, 1" CPVC Drain Conx.	AHP2224C	012181-870051	1.484	10	20	42.30
87008	24" ID x 26" OD Pan Predrilled, 1" CPVC Drain Conx.	AHP2426C	012181-870082	2.155	10	23	45.75
87012	26" ID x 28" OD Pan Predrilled, 1" CPVC Drain Conx.	AHP2628C	012181-870129	2.155	10	25	56.05
87014	30" ID x 32" OD Pan Predrilled, 1" CPVC Drain Conx.	AHP3032C	012181-870143	2.222	5	17	85.35



**WATER HEATER STAND**

83180	18 Guage 21" x 21" x 18" Stand (650# Weight Limit)	WHS1	012181-831805	0.615	1	15	69.25
83181	16 Guage 24" x 24" x 18" Stand (1300# Weight Limit)	WHS2	012181-831816	1.626	1	2	152.50

**PLASTIC WASHING MACHINE PANS, UNDRILLED**

83200	27" x 29" ID/27-1/2" x 29-1/2" Top OD, w/1" x 1-1/2" PVC Drain	WMP1	012181-832004	2.320	5	16	42.25
83202	28-1/4" x 28-1/4" ID/29-1/8" x 29-1/8" Top OD, w/1" x 1-1/2" PVC Drain	WMP2	012181-832028	2.320	5	16	43.15
83203	28" x 30" ID/31 x 33 Top OD, w/1" x 1-1/2" PVC Drain	WMP3	012181-832035	2.930	5	16	49.65
83204	28-1/4" x 28-1/4" ID/29-1/8" x 29-1/8" Top OD, w/1" x 1-1/2" PVC Drain/ Bulk	WMP2B	012181-832042	skid	75	285	44.60



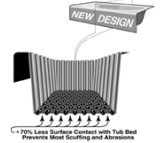
**ADAPTER KIT FOR ALL PLASTIC, ALUMINUM AND WASHING MACHINE PANS**

88350	Combination 1" x 1-1/2" Male Adapter Drain Kit, PVC	HHPAK	012181-883501	0.010	5	1	4.15
89074	Combination 1" x 1-1/2" Male Adapter Drain Kit, CPVC	HHPAKC	012181-890745	0.01	5	1	4.65



Item #	Product Description	Model Number	UPC	Cubic Ft./ Case	Units/ Case***	Lbs./ Case	List Price
--------	---------------------	--------------	-----	-----------------	----------------	------------	------------

**CATEGORY 18 - TUB PROTECTORS & BOXES, PIPE SLEEVING**



**BATHTUB PROTECTORS (New Corrugated Bed Design For Optimum Protection)**

83250	Std Protector for 14" or 16" Deep Tubs (60" x 30")	TP1	012181-832509	24.720	35	71	14.95
83252	Std Protector for 14" or 16" Deep Tubs (60" x 30")/Bulk on skid	TP1B	012181-832523	-	210	521	15.30
83255	Oval Protector for 16" Deep Tubs (60" x 42")	TP2	012181-832554	31.990	25	53	28.50
83253	Oval Protector for 16" Deep Tubs (60" x 42")/Bulk on skid	TP2B	012181-832530	-	200	412	30.10

**TUB BOXES**

83301	Large 7" Deep Box (13" x 13" Top OD)	TX1	012181-833018	2.890	20	21	7.80
83300	Small 6-1/2" Deep Box (12" x 8-1/8" Top OD)	TX2	012181-833001	2.190	20	17	5.20
83302	Heavy Duty 7-3/4" Deep Box (14-1/2" x 14-1/2" Top OD) Injection Molded, High Impact Plastic with Pipe Knockouts Compatible with 1-1/2" and 2" Pipe. Bottom Panel Scored for Easy Breakout.	TX3	012181-833025	5.035	5 Pair	18	18.75




**CIRCULAR VALVE BOXES**

83350	Small 6" Diameter Top OD w/Green Snap-in Lid	VB1	012181-833506	5.360	36	45	8.80
83355	Large 10" Diameter Top OD w/Green Snap-in Lid	VB2	012181-833551	-	1	3	18.95




**RECTANGULAR METER BOXES**

83360	10" Box (12" x 10" Top OD) w/Green Snap-in Lid	VB3	012181-833605	-	1	5	31.85
83365	12" Standard Box (17-3/4" x 12-1/2" Top OD) w/Green Snap-in Lid	VB4	012181-833650	-	1	9	44.40
83366	6" Extension for 12" Standard Boxes	VB4X	012181-833667	-	1	3	23.05
83367	12" Jumbo Box (20-1/2" x 14-1/2" Top OD) w/Green Snap-in Lid	VB5	012181-833674	-	1	14	80.30
83369	6" Extension for Jumbo Meter Boxes	VB5X	012181-833698	-	1	5	35.15



**STUD GUARDS & FHA PLATES**

84005	1-1/2" x 3" Galvanized Steel Stud Guard	RSG13	012181-840054	0.183	100	5	0.35
84010	1-1/2" x 5" Galvanized Steel Stud Guard	RSG15	012181-840108	0.274	100	8	0.40
84000	1-1/2" x 9" Galvanized Steel FHA Plate	RFHA1	012181-840009	0.141	100	13	0.50



**PIPE SLEEVING**

83405	Red .004 for 1/2" - 1" Tubing (200' Roll)	WTSR4	012181-834053	1.936	20	53	28.65
83407	Blue .004 for 1/2" - 1" Tubing (200' Roll)	WTSB4	012181-834077	1.936	20	42	27.75
83400	Red .006 for 1/2" - 1" Tubing (200' Roll)	WTSR	012181-834008	1.936	20	51	30.00
83404	Blue .006 for 1/2" - 1" Tubing (200' Roll)	WTSB	012181-834048	1.936	20	46	30.00
83409	Red .010 for 1/2" - 1" Tubing (100' Roll)	WTSR10	012181-834091	1.936	20	44	34.70
83410	Blue .010 for 1/2" - 1" Tubing (100' Roll)	WTSB10	012181-834107	1.936	20	49	33.60
83411	Black .006 for 1-1/4" - 2" Tubing (200' Roll)	WTSEBK	012181-834114	1.936	10	42	88.60
83412	Red .025 Heavy Duty PVC for 1/2" - 3/4" Tubing (50' Roll)*	WTSEBK2734	012181-834121	0.291	1	5	22.75
83413	Blue .025 Heavy Duty PVC for 1/2" - 3/4" Tubing (50' Roll)*	WTSEBK2734	012181-834138	0.291	1	5	22.75



83416	Red .025 Ultra-Flex Heavy for 1/2" - 1" Tubing (100' Roll)	83416	012181-834169	0.494	1	3	43.95
83417	Blue .025 Ultra-Flex Heavy for 1/2" - 1" Tubing (100' Roll)	83417	012181-834176	0.494	1	7	43.95
83418	Red .025 Ultra-Flex Heavy for 1/2" - 1" Tubing (50' Roll)	83418	012181-834183	0.190	1	4	23.40
83419	Blue .025 Ultra-Flex Heavy for 1/2" - 1" Tubing (50' Roll)	83419	012181-834190	0.190	1	4	23.40



*Ultra-Flex Heavy 25 mil. Pipe Sleeving is Ideal for Both CPVC and Copper Piping Systems*

**DURO-FLEX PROFESSIONAL KNEE PADS**

88504	Non-Skid Sure-Grip Soft Shell Knee Pads (1 Pair)	KP1	012181-885048	1.660	12 Pr.	17	42.55
88505	Smooth/Rigid Nylon Hard Shell Knee Pads (1 Pair)	KP2	012181-885055	1.999	12 Pr.	22	52.30
88506	Double Gum Rubber Knee Pad Replacement Straps (4/Set)	KPRS	012181-885062	3.099	12 Sets	3	9.80



**CATEGORY 20 - SHOWER PAN LINER**



**40 MIL. PVC SHOWER PAN LINER**

83440	Gray 40 mil. Membrane 4' x 50' (200 Sq. Ft.)	P445	012181-834404	1.693	1 Roll	60	382.25
83445	Gray 40 mil. Membrane 5' x 40' (200 Sq. Ft.)	P454	012181-834459	1.937	1 Roll	60	374.30
83446	Gray 40 mil. Membrane 6' x 50' (300 Sq. Ft.)	P465	012181-834466	2.752	1 Roll	90	561.55
83447	Gray 40 mil. Membrane 4' x 100' (400 Sq. Ft.)	P441	012181-834473	2.936	1 Roll	100	764.50
83448	Gray 40 mil. Membrane 5' x 100' (500 Sq. Ft.)	P451	012181-834480	4.010	1 Roll	120	936.50
83449	Gray 40 mil. Membrane 6' x 100' (600 Sq. Ft.)	P461	012181-834497	4.129	1 Roll	175	1122.85
83450	6' X 6' Shower Pan Liner Kit	P466K	012181-834503	0.760	1	12	61.05



**40 MIL. PVC SHOWER DAM CORNERS**














85530	40 mil. PVC Shower Dam Corners (1 Pr./Bag)	SDC1	012181-855300	0.269	20 Pr.	3	14.90
-------	--	------	---------------	-------	--------	---	-------

**PVC LINER CEMENT**

10835	PVC Shower Pan Liner Solvent Cement (1 Pint)*	106600031	012181-108352	0.360	12	15	23.20
-------	---	-----------	---------------	-------	----	----	-------

\* Product Group #1 - Cements, Primers & Cleaners



Item #	Product Description	Model Number	UPC	Cubic Ft./ Case	Units/ Case***	Lbs./ Case	List Price	
<b>CATEGORY 21 - ROOF FLASHINGS*</b>								
<b>STANDARD HARD PLASTIC BASE ROOF FLASHINGS</b>								
81750	9-1/4" x 13" Base for 1-1/4" or 1-1/2" Vent Pipe	HB1	012181-817506	1.380	20	8	8.60	
81751	11-1/8" x 15" Base for 1-1/4" or 1-1/2" Vent Pipe	HB1LB	012181-817513	1.080	20	12	9.30	
81755	9-1/4" x 13" Base for 2" Vent Pipe	HB2	012181-817551	1.380	20	8	8.85	
81756	11-1/8" x 15" Base for 2" Vent Pipe	HB2LB	012181-817568	1.080	20	12	9.50	
81760	11-1/8" x 15" Base for 3" Vent Pipe	HB3	012181-817605	1.080	20	11	9.20	
81765	12" x 15-1/2" Base for 4" Vent Pipe	HB4	012181-817650	1.080	20	13	10.60	
<b>18" x 18" HARD PLASTIC BASE ROOF FLASHINGS</b>								
81931	18" x 18" Base for 1-1/4" or 1-1/2" Vent Pipe	HB118	012181-819319	1.430	10	11	13.20	
81932	18" x 18" Base for 2" Vent Pipe	HB218	012181-819326	1.430	10	11	13.50	
81933	18" x 18" Base for 3" Vent Pipe	HB318	012181-819333	1.430	10	11	14.70	
<b>STANDARD ALL FLEXIBLE ROOF FLASHINGS</b>								
81800	9" x 11-3/8" Base for 1-1/4" or 1-1/2" Vent Pipe	FB1	012181-818008	0.300	20	11	9.65	
81805	9" x 11-3/8" Base for 2" Vent Pipe	FB2	012181-818053	0.300	20	10	10.00	
81810	10" x 13-1/4" Base for 3" Vent Pipe	FB3	012181-818101	0.460	20	13	11.95	
81815	12" x 14-3/4" Base for 4" Vent Pipe	FB4	012181-818152	0.750	20	19	15.10	
<b>STANDARD GALVANIZED STEEL BASE ROOF FLASHINGS</b>								
81850	8-3/4" x 12-1/2" Base for 1-1/4" or 1-1/2" Vent Pipe	GB1	012181-818503	1.270	20	19	17.15	
81855	8-3/4" x 12-1/2" Base for 2" Vent Pipe	GB2	012181-818558	1.270	20	18	18.15	
81860	10-3/4" x 14-1/2" Base for 3" Vent Pipe	GB3	012181-818602	1.780	20	26	19.75	
81865	12" x 16" Base for 4" Vent Pipe	GB4	012181-818657	1.660	20	29	26.05	
81870	8-3/4" x 12-1/2" Base for 1/2", 3/4" or 1" Tubing	GB5	012181-818701	1.270	20	26	16.05	
81872	18" x 18" Base for 1-1/4" or 1-1/2" Vent Pipe	GB118	012181-818725	2.590	15	34	25.35	
81874	18" x 18" Base for 2" Vent Pipe	GB218	012181-818749	2.590	15	34	26.20	
81876	18" x 18" Base for 3" Vent Pipe	GB318	012181-818763	2.590	15	35	28.65	
81878	18" x 18" Base for 4" Vent Pipe	GB418	012181-818787	2.590	15	35	33.20	
81879	18" x 18" Base for 1/2", 3/4" or 1" Tubing	GB518	012181-818794	2.590	15	34	26.95	
<b>STANDARD ALUMINUM BASE ROOF FLASHINGS</b>								
81900	8-3/4" x 12-1/2" Base for 1-1/4" or 1-1/2" Vent Pipe	AB1	012181-819005	1.180	20	9	17.40	
81905	8-3/4" x 12-1/2" Base for 2" Vent Pipe	AB2	012181-819050	1.180	20	9	18.20	
81910	10-3/4" x 14-1/2" Base for 3" Vent Pipe	AB3	012181-819104	1.080	20	13	20.30	
81915	12" x 16" Base for 4" Vent Pipe	AB4	012181-819159	1.660	20	14	25.25	
81916	8-3/4" x 12-1/2" Base for 1/2", 3/4" and 1" Solar Vent Pipe	AB5	012181-819166	1.180	20	20	16.75	
81920	18" x 18" Base for 1-1/4" or 1-1/2" Vent Pipe	AB118	012181-819203	2.590	15	16	25.70	
81925	18" x 18" Base for 2" Vent Pipe	AB218	012181-819258	2.590	15	17	25.80	
81930	18" x 18" Base for 3" Vent Pipe	AB318	012181-819302	2.590	15	17	29.35	
81935	18" x 18" Base for 4" Vent Pipe	AB418	012181-819357	2.560	15	16	33.60	
<b>ADJUSTABLE N 1™ HARD PLASTIC BASE ROOF FLASHINGS</b>								
81700	11-1/8" x 15" Base for 1-1/4", 1-1/2", 2" or 3" Vent Pipe	HB31	012181-817008	1.080	20	11	8.85	
81702	12" x 15-1/2" Base for 3" or 4" Vent Pipe	HB34	012181-817025	1.080	20	13	10.90	
<b>ADJUSTABLE N 1™ ALL FLEXIBLE ROOF FLASHINGS</b>								
81705	10" x 13-1/4" Base for 1-1/4", 1-1/2", 2" or 3" Vent Pipe	FB31	012181-817056	0.460	20	13	10.00	
81707	12" x 14-3/4" Base for 3" or 4" Vent Pipe	FB34	012181-817070	0.750	20	19	15.55	
<b>ADJUSTABLE N 1™ GALVANIZED STEEL BASE ROOF FLASHINGS</b>								
81710	10-3/4" x 14-1/2" Base for 1-1/4", 1-1/2", 2" or 3" Vent Pipe	GB31	012181-817100	1.780	20	27	18.15	
81713	18" x 18" Base for 1-1/4", 1-1/2", 2" or 3" Vent Pipe	GB3118	012181-817131	2.590	15	32	26.20	
81723	1-1/4" / 1-1/2", 2" or 3" Galvanized bent edge flashing	GB3118BE	012181-817230	2.590	10	22	28.10	
81724	3" or 4" Galvanized bent edge flashing	GB3418BE	012181-817247	2.590	10	23	37.95	
81712	12" x 16" Base for 3" or 4" Vent Pipe	GB34	012181-817124	1.660	20	29	26.90	
81714	18" x 18" Base for 3" or 4" Vent Pipe	GB3418	012181-817148	2.590	15	34	33.20	
<b>ADJUSTABLE N 1™ ALUMINUM BASE ROOF FLASHINGS</b>								
81715	10-3/4" x 14-1/2" Base for 1-1/4", 1-1/2", 2" or 3" Vent Pipe	AB31	012181-817155	1.780	20	13	19.60	
81718	18" x 18" Base for 1-1/4", 1-1/2", 2" or 3" Vent Pipe	AB3118	012181-817186	2.590	15	17	28.70	
81717	12" x 16" Base for 3" or 4" Vent Pipe	AB34	012181-817179	1.660	20	15	27.50	
81719	18" x 18" Base for 3" or 4" Vent Pipe	AB3418	012181-817193	2.590	15	17	35.45	
<b>ADJUSTABLE 3 N 1™ COPPER BASE ROOF FLASHINGS</b>								
81940	10-3/4" x 14-1/2" Base for 1-1/4", 1-1/2", 2" or 3" Vent Pipe	CB31	012181-819400	0.847	5	7	86.35	
81941	12" x 16" Base for 3" or 4" Vent Pipe	CB34	012181-819415	0.915	5	8	104.40	
<b>ADJUSTABLE N 1™ RAIN COLLARS</b>								
81720	Collar for 1-1/4", 1-1/2", 2" or 3" Vent Pipe	RC31	012181-817209	0.650	20	5	4.85	
81722	Collar for 3" or 4" Vent Pipe	RC34	012181-817223	0.650	20	5	5.30	
<b>STANDARD SIZE RAIN COLLARS (For Patching Leaking No Caulk Style Flashings)</b>								
81725	Collar for 1-1/2" Vent Pipe/25 bag	RC1	012181-817254	1.080	100	15	4.30	
81730	Collar for 2" Vent Pipe/25 bag	RC2	012181-817308	1.080	100	15	4.75	
81735	Collar for 3" Vent Pipe/25 bag	RC3	012181-817353	1.660	75	16	5.85	
81740	Collar for 4" Vent Pipe/25 bag	RC4	012181-817407	1.660	75	16	7.40	
81745	Collar for 1/2", 3/4", 1" Vent Pipe/25 bag	RC5	012181-817452	1.080	100	16	4.60	

Item #	Product Description	Model Number	UPC	Cubic Ft./ Case	Units/ Case***	Lbs./ Case	List Price
<b>LOW PROFILE RAIN COLLARS (For All Metal Style Roof Flashings)</b>							
81739	Low Profile Collar for 1" Vent Pipe/25 bag	LPC1	012181-817391	0.356	100	10	3.45
81741	Low Profile Collar for 1-1/2" Vent Pipe/25 bag	LPC15	012181-817414	0.356	100	9	3.55
81742	Low Profile Collar for 2" Vent Pipe/25 bag	LPC2	012181-817421	0.356	100	11	3.65
81743	Low Profile Collar for 3" Vent Pipe/25 bag	LPC3	012181-817438	0.868	100	14	3.80
81744	Low Profile Collar for 4" Vent Pipe/25 bag	LPC4	012181-817445	1.040	100	18	4.10
<b>ELECTRICAL MAST ROOF FLASHINGS (Split Boot Flashing)</b>							
81746	Electrical Mast RetroFit Roof Flashing, 0 to 3 3/8"	EFB1	012181-817469	15.365	15	17	52.50
<b>MULTI-SIZE METAL ROOF FLASHINGS</b>							
81820	1/4" - 2" EPDM Roof Flashing	81820	012181-818206	0.128	10	2	25.00
81821	1-3/4" - 3-1/4" EPDM Roof Flashing	81821	012181-818213	0.222	10	4	32.20
81822	1/4" - 4" EPDM Roof Flashing	81822	012181-818220	0.266	10	5	37.40
81823	3" - 6" EPDM Roof Flashing	81823	012181-818237	0.456	10	9	52.10
81824	4" - 7" EPDM Roof Flashing	81824	012181-818244	0.640	5	5	57.15
81825	5" - 9" EPDM Roof Flashing	81825	012181-818251	1.002	5	9	78.10
81826	6" - 11" EPDM Roof Flashing	81826	012181-818268	1.374	5	11	98.50
81827	7" - 13" EPDM Roof Flashing	81827	012181-818275	1.529	5	12	111.80



**WATER•TITE** Roof Flashings covered by one or more of the following U.S. Patent #: 4,56,847 / 4,864,782 / 5,06,66 / 5,222,4

**\*Caution: Do Not use Petroleum Base Mastics, Sealing Compounds or Paints on Collar Portion of All Flashings, on all Hardbase, Flexible or Rain Collars**

Item #	Product Description	Model Number	UPC	Cubic Ft./ Case	Units/ Case***	Lbs./ Case	List Price
<b>CATEGORY 11 - PNEUMATIC TEST PLUGS</b>							
<b>PRESSURE RELIEF PNEUMATIC TEST PLUG</b>							
83764	1 1/4" - 1 1/2" PR Test Plug Boxed	83764	012181-837641	0.098	6	2.1	30.20
83765	2" Pressure Relief Test Plug	83765	012181-837658	0.098	6	2.3	32.45
83766	3" Pressure Relief Test Plug	83766	012181-837665	0.207	6	3.2	35.10
83767	4" Pressure Relief Test Plug	83767	012181-837672	0.327	6	4.3	40.65
<b>PRESSURE RELIEF PNEUMATIC TEST PLUG - Bulk Pack</b>							
83756	1 1/4" - 1 1/2" PR Test Plug Bulk	83756	012181-837566	0.143	12	3.1	27.20
83757	2" Pressure Relief Test Plug	83757	012181-837573	0.164	12	3.3	28.65
83758	3" Pressure Relief Test Plug	83758	012181-837580	0.334	12	5.8	30.95
83759	4" Pressure Relief Test Plug	83759	012181-837597	0.604	12	9	35.95
<b>STANDARD PNEUMATIC TEST PLUGS</b>							
83621	1-1/4" - 1-1/2" Standard Pneumatic Test Plug	83621	012181-836217	0.098	6	2	30.20
83622	2" Standard Pneumatic Test Plug	83622	012181-836224	0.098	6	2	31.75
83623	3" Standard Pneumatic Test Plug	83623	012181-836231	0.207	6	3	34.35
83624	4" Standard Pneumatic Test Plug	83624	012181-836248	0.327	6	5	39.85
83625	5" Standard Pneumatic Test Plug w/PR Valve	83625	012181-836255	0.103	1	2	81.30
83626	6" Standard Pneumatic Test Plug w/PR Valve	83626	012181-836262	0.182	1	2	104.75
83628	8" Standard Pneumatic Test Plug w/PR Valve	83628	012181-836286	0.319	1	5	195.90
83630	10" Standard Pneumatic Test Plug w/PR Valve	83630	012181-836309	0.615	1	8	323.45
83632	12" Standard Pneumatic Test Plug w/PR Valve	83632	012181-836323	0.980	1	11	411.35
83635	15" Standard Pneumatic Test Plug w/PR Valve	83635	012181-836354	2.495	1	25	553.70
<b>STANDARD PNEUMATIC TEST PLUGS - Bulk Pack</b>							
83611	1-1/4" - 1-1/2" Standard Pneumatic Test Plug - Bulk Pack	83611	012181-836118	0.143	12	3	26.60
83612	2" Standard Pneumatic Test Plug - Bulk Pack	83612	012181-836125	0.164	12	3	28.65
83613	3" Standard Pneumatic Test Plug - Bulk Pack	83613	012181-836132	0.334	12	6	30.95
83614	4" Standard Pneumatic Test Plug - Bulk Pack	83614	012181-836149	0.604	12	9	35.95
<b>MULTI-SIZE PNEUMATIC TEST PLUGS</b>							
83211	3/4" - 1-1/2" Multi Size Standard Pneumatic Test Plug	83211	012181-832110	0.029	1	1	32.20
83212	1-1/4" - 2" Multi Size Standard Pneumatic Test Plug	83212	012181-832127	0.120	6	3	36.00
83225	2" - 3" Multi Size Standard Pneumatic Test Plug	83225	012181-832257	0.063	6	6	40.35
83234	3" - 4" Multi Size Standard Pneumatic Test Plug	83234	012181-832349	0.560	6	5	44.10
83246	4" - 6" Multi Size Standard Pneumatic Test Plug	83246	012181-832462	0.116	1	2	139.85
83248	4" - 8" Multi Size Standard Pneumatic Test Plug w/PR Valve	83248	012181-832486	0.130	1	4	284.70
83268	6" - 8" Multi Size Standard Pneumatic Test Plug w/PR Valve	83268	012181-832684	0.219	1	4	260.10
83261	6" - 10" Multi Size Standard Pneumatic Test Plug w/PR Valve	83261	012181-832615	0.221	1	5	512.40
83282	8" - 12" Multi Size Standard Pneumatic Test Plug w/PR Valve	83282	012181-832820	0.574	1	9	615.35
83216	10" - 16" Multi Size Standard Pneumatic Test Plug w/PR Valve	83216	012181-832165	1.056	1	12	1004.10
83218	12" - 18" Multi Size Standard Pneumatic Test Plug w/PR Valve	83218	012181-832189	1.447	1	21	1242.20
83633	12" - 24" Large Diameter Multi Size Pneu Test Plug w/PR Valve	83633	012181-836330	2.542	1	32	1348.55
<b>LONG PNEUMATIC TEST PLUGS</b>							
83642	2" Long Pneumatic Test Plug w/PR Valve	83642	012181-836422	0.130	1	2	69.40
83643	3" Long Pneumatic Test Plug w/PR Valve	83643	012181-836439	0.130	1	2	78.70
83644	4" Long Pneumatic Test Plug w/PR Valve	83644	012181-836446	0.231	1	3	91.40
83646	4" - 6" Long Pneumatic Test Plug w/PR Valve	83646	012181-836460	0.362	1	4	196.10
<b>LONG PNEUMATIC TEST PLUGS - Bulk Pack</b>							
83542	2" Long Pneumatic Test Plug w/PR Valve	83542	012181-835425	0.500	6	6	69.90
83543	3" Long Pneumatic Test Plug w/PR Valve	83543	012181-835432	0.833	6	6	76.80
83544	4" Long Pneumatic Test Plug w/PR Valve	83544	012181-835449	1.000	6	6	89.15
<b>MULTI-SIZE DUAL STAGE LONG PNEUMATIC TEST PLUGS</b>							
83123	2" - 3" Multi Size - Dual Stage Long Pneu. Test Plug w/PR Valve	83123	012181-831236	0.130	1	1	97.05
83134	3" - 4" Multi Size - Dual Stage Long Pneu. Test Plug w/PR Valve	83134	012181-831342	0.231	1	3	108.95
83146	4" - 6" Multi Size - Dual Stage Long Pneu. Test Plug w/PR Valve	83146	012181-831465	0.362	1	4	246.20
<b>PNEUMATIC CLEANOUT TEST PLUGS</b>							
83651	1-1/2" Cleanout Pneumatic Test Plug	83651	012181-836514	0.012	6	2	35.50
83652	2" Cleanout Pneumatic Test Plug	83652	012181-836521	0.155	6	3	35.80
83653	3" Cleanout Pneumatic Test Plug	83653	012181-836538	0.155	6	6	38.95
83654	4" Cleanout Pneumatic Test Plug	83654	012181-836545	0.184	6	9	45.20
<b>PNEUMATIC CLEANOUT TEST PLUGS - Bulk Pack</b>							
83661	1-1/2" Cleanout Pneumatic Test Plug - Bulk Pack	83661	012181-836613	0.164	12	2	34.60
83662	2" Cleanout Pneumatic Test Plug - Bulk Pack	83662	012181-836620	0.334	12	5	33.85
83663	3" Cleanout Pneumatic Test Plug - Bulk Pack	83663	012181-836637	0.604	12	10	36.70
83664	4" Cleanout Pneumatic Test Plug - Bulk Pack	83664	012181-836644	1.000	12	14	42.60




Item #	Product Description	Model Number	UPC	Cubic Ft./ Case	Units/ Case***	Lbs./ Case	List Price
<b>PNEUMATIC BYPASS PLUGS</b>							
83671	1-1/2" Pneumatic Bypass Plug	83671	012181-836712	0.014	1	1	152.65
83672	2" Pneumatic Bypass Plug	83672	012181-836729	0.028	1	1	162.20
83673	3" Pneumatic Bypass Plug w/PR Valve	83673	012181-836736	0.074	1	1	170.45
83674	4" Pneumatic Bypass Plug w/PR Valve	83674	012181-836743	0.074	1	1	176.25
83675	5" Pneumatic Bypass Plug w/PR Valve	83675	012181-836750	0.195	1	1	187.65
83676	6" Pneumatic Bypass Plug w/PR Valve	83676	012181-836767	0.195	1	4	208.60
83678	8" Pneumatic Bypass Plug w/PR Valve	83678	012181-836781	0.404	1	7	264.65
83680	10" Pneumatic Bypass Plug w/PR Valve	83680	012181-836804	0.802	1	11	344.75
83682	12" Pneumatic Bypass Plug w/PR Valve	83682	012181-836828	1.035	1	14	486.65
83685	15" Pneumatic Bypass Plug w/PR Valve	83685	012181-836859	2.580	1	31	737.65
<b>MULTI-SIZE PNEUMATIC BYPASS PLUGS</b>							
83748	4" - 8" Multi-Size Pneumatic Bypass Plug w/PR Valve	83748	012181-837481	0.139	1	4	438.95
83768	6" - 8" Multi-Size Pneumatic Bypass Plug w/PR Valve	83768	012181-837689	0.219	1	5	264.75
83761	6" - 10" Multi-Size Pneumatic Bypass Plug w/PR Valve	83761	012181-837610	0.404	1	7	745.40
83802	8" - 12" Multi-Size Pneumatic Bypass Plug w/PR Valve	83802	012181-838020	0.574	1	11	776.25
83816	10" - 16" Multi-Size Pneumatic Bypass Plug w/PR Valve	83816	012181-838167	1.157	1	12	1228.10
83818	12" - 18" Multi-Size Pneumatic Bypass Plug w/PR Valve	83818	012181-838181	2.000	1	24	1544.75
83824	12" - 24" Multi-Size Pneumatic Bypass Plug w/PR Valve	83824	012181-838242	2.583	1	33	2310.00
<b>LARGE MULTI-SIZE PNEUMATIC BYPASS PLUGS</b>							
83860	15" - 30" Multi-Size Pneumatic Bypass Plug	83860	012181-838600	251.2	1	51	3820.55
83861	20" - 36" Multi-Size Pneumatic Bypass Plug	83861	012181-838617	394.7	6	102	4798.20
83865	24" - 48" Multi-Size Pneumatic Bypass Plug	83865	012181-828655	673.7	1	112	6853.10
83869	36" - 60" Multi-Size Pneumatic Bypass Plug	83869	012181-838693	963.7	6	165	14043.15
83877	48" - 72" Multi-Size Pneumatic Bypass Plug	83877	012181-838778	1595.0	6	360	16108.25
83881	60" - 96" Multi-Size Pneumatic Bypass Plug	83881	012181-838815	2240.0	6	585	20548.30
<b>MULTI-SIZE PNEUMATIC FRONT AIR TEST PLUGS</b>							
84048	4" - 8" Multi-Size Pneumatic Front Air Test Plug w/PR Valves	84048	012181-840481	52.5	1	4.3	579.85
84082	8" - 12" Multi-Size Pneumatic Front Air Test Plug w/PR Valves	84082	012181-840825	150.6	1	9.2	756.30
84118	12" - 18" Multi-Size Pneumatic Front Air Test Plug w/PR Valves	84118	012181-841181	530.4	1	22	1436.95
84124	12" - 24" Multi-Size Pneumatic Front Air Test Plug w/PR Valves	84124	012181-841242	944.9	1	33	2646.85
84146	15" - 30" Multi-Size Pneumatic Front Air Test Plugs	84146	012181-841464	3453.5	1	51	3304.25
84147	20" - 36" Multi-Size Pneumatic Front Air Test Plugs	84147	012181-841471	6314.6	1	85	4440.10
84148	24" - 48" Multi-Size Pneumatic Front Air Test Plugs	84148	012181-841488	12642.0	1	112	5575.95
84149	36" - 60" Multi-Size Pneumatic Front Air Test Plugs	84149	012181-841495	17346.0	1	150	12597.50
84151	48" - 72" Multi-Size Pneumatic Front Air Test Plugs	84151	012181-841518	25578.0	1	350	15282.20
84152	60" - 96" Multi-Size Pneumatic Front Air Test Plugs	84152	012181-841525	56466.0	1	575	20238.60
<b>MULTI-SIZE PNEUMATIC BACK AIR TEST PLUGS</b>							
83948	4" - 8" Multi-Size Pneumatic Back Air Test Plug w/PR Valves	83948	012181-839485	52.5	1	3.3	466.40
83962	8" - 12" Multi-Size Pneumatic Back Air Test Plug w/PR Valves	83962	012181-839621	150.6	1	8.2	600.20
83968	12" - 18" Multi-Size Pneumatic Back Air Test Plug w/PR Valves	83968	012181-839683	530.4	1	21	1254.25
83974	12" - 24" Multi-Size Pneumatic Back Air Test Plug w/PR Valves	83974	012181-839744	944.9	1	32	2098.60
83975	15" - 30" Multi-Size Pneumatic Back Air Test Plugs	83975	012181-839751	3453.5	1	49	2870.55
83976	20" - 36" Multi-Size Pneumatic Back Air Test Plugs	83976	012181-839768	6314.6	1	89	3975.45
83978	24" - 48" Multi-Size Pneumatic Back Air Test Plugs	83978	012181-839782	12642.0	1	102	5271.60
83979	36" - 60" Multi-Size Pneumatic Back Air Test Plugs	83979	012181-839799	17346.0	1	160	12184.50
83981	48" - 72" Multi-Size Pneumatic Back Air Test Plugs	83981	012181-839812	25578.0	1	350	14869.20
83982	60" - 96" Multi-Size Pneumatic Back Air Test Plugs	83982	012181-839829	56466.0	1	575	19825.55
<b>DRAIN FLUSH</b>							
83500	Drain Flush for 1" - 2" Drains	RDF12	012181-835005	0.240	12	4	16.85
83505	Drain Flush for 1-1/2" - 3" Drains	RDF13	012181-835050	0.241	12	5	17.00
83510	Drain Flush for 3" - 4" Drains	RDF34	012181-835104	0.269	6	3	28.75
83515	Drain Flush for 3" - 6" Drains	RDF36	012181-835159	0.407	6	6	36.35
<b>CATEGORY 11 - TEST TITE EXTENSION HOSES, PUMPS &amp; ACCESSORIES</b>							
<b>EXTENSION HOSES</b>							
83692	2-Ft. Extension Hose	83692	012181-836927	0.063	6	1	13.10
83693	3-Ft. Extension Hose	83693	012181-836934	0.128	6	2	14.85
83695	5-Ft. Extension Hose	83695	012181-836958	0.148	6	3	21.35
83696	10-Ft. Extension Hose	83696	012181-836965	0.148	1	2	28.40
83697	20-Ft. Extension Hose	83697	012181-836972	0.148	1	2	54.90
83698	30-Ft. Extension Hose	83698	012181-836989	0.333	1	1	82.20
83703	40-Ft. Extension Hose	83703	012181-837030	0.333	1	1	101.30
<b>INFLATION / LIFT HOSES</b>							
83732	10-Ft. Inflation/Lift Hose	83732	012181-837320	0.333	1	1	97.10
83733	20-Ft. Inflation/Lift Hose	83733	012181-837337	0.333	1	1	141.00
83734	30-Ft. Inflation/Lift Hose	83734	012181-837344	0.333	1	1	184.75
83735	40-Ft. Inflation/Lift Hose	83735	012181-837351	0.333	1	1	208.05



Item #	Product Description	Model Number	UPC	Cubic Ft./ Case	Units/ Case***	Lbs./ Case	List Price
<b>PUMPS AND ACCESSORIES</b>							
83700	Black Pump w/Gauge - Hi Impact Plastic Body	83700	012181-837009	0.700	1	2	39.75
83710	Red Pump w/Gauge - Steel Body	83710	012181-837108	0.450	1	4	45.10
83701	Replacement Hose for #83700 Pump	83701	012181-837016	0.063	1	1	16.50
83702	Replacement Hose for #83710 Pump	83702	012181-837023	0.063	1	1	19.40
<b>AIR TEST HOSES</b>							
83905	10-Ft. Monitor Hose, 3/8" Hose	83905	012181-839058	0.148	1	2	34.90
83906	20-Ft. Monitor Hose, 3/8" Hose	83906	012181-839065	0.148	1	3	69.80
83907	30-Ft. Monitor Hose, 3/8" Hose	83907	012181-839072	0.333	1	4	104.70
83908	40-Ft. Monitor Hose, 3/8" Hose	83908	012181-839089	0.333	1	5	139.60
83913	20-Ft. Monitor Hose with Guage	83913	012181-839133	0.148	1	3	134.40
83914	30-Ft. Monitor Hose with Guage	83914	012181-839140	0.333	1	4	155.00
83915	40-Ft. Monitor Hose with Guage	83915	012181-839157	0.333	1	5	177.05
83909	10-Ft. Inflation Hose, 3/8"	83909	012181-839096	0.148	1	3	105.95
83910	20-Ft. Inflation Hose, 3/8"	83910	012181-839102	0.148	1	4	161.50
83911	30-Ft. Inflation Hose, 3/8"	83911	012181-839119	0.333	1	5	218.40
83912	40-Ft. Inflation Hose, 3/8"	83912	012181-839126	0.333	1	6	254.60
<b>AIR TEST CAPS</b>							
83921	1 1/2" Air Test Cap, Quick Disconnect	83921	012181-839218	0.148	1	2	34.90
83922	3" Air Test Cap, Quick Disconnect	83922	012181-839225	0.148	1	2	56.90
83923	4" Air Test Cap, Quick Disconnect	83923	012181-839232	0.333	1	3	68.50
83925	1 1/2" Air Test Cap, Dixon	83925	012181-839256	0.148	1	2	50.50
83926	3" Air Test Cap, Dixon	83926	012181-839263	0.148	1	2	64.65
83927	4" Air Test Cap, Dixon	83927	012181-839270	0.333	1	3	76.35
<b>REPLACEMENT FITTINGS</b>							
99577	Quick Disconnect, Hose	99577	012181-995778	0.050	1	1	30.65
99851	1/4" Disconnect Plug	99851	012181-998519	0.050	1	1	2.90
99751	Inflator, for Extension Hose	99751	012181-997512	0.050	1	1	2.10
99752	Deflator, for Extension Hose	99752	012181-997529	0.148	1	1	2.35
99694	1/4" Tank Valve	99694	012181-996942	0.148	1	1	4.40
<b>CATEGORY 12 - MECHANICAL TEST PLUGS</b>							
<b>TWIST N' SEAL PIPE SEALING PLUG</b>							
83782	1/2" Twist 'N Seal Tool	83782	012181-837825	0.021	6	2.20	48.40
83783	3/4" Twist 'N Seal Tool	83783	012181-837832	0.021	6	2.42	50.75
83784	1" Twist 'N Seal Tool	83784	012181-837849	0.021	6	2.75	54.95
83787	1-1/4" Twist 'N Seal Tool	83787	012181-837870	0.072	1	1.93	66.20
83788	1-1/2" Twist 'N Seal Tool	83788	012181-837887	0.072	1	1.97	67.45
83789	2" Twist 'N Seal Tool	83789	012181-837894	0.072	1	2.14	78.70
83785	1/2" - 1" Twist 'N Seal Kit	83785	012181-837856	0.021	6	3.19	96.75
83790	1-1/4" - 2" Twist 'N Seal Kit	83790	012181-837900	0.500	1	4.10	198.55
83791	1/2" - 2" Twist 'N Seal Kit	83791	012181-837917	0.500	1	4.50	281.65
83792	1/2" - 1" Twist 'N Seal Kit	83792	012181-837924	0.258	1	2.54	166.30
97470	1/2" Replacement Seal	97470	012181-974704	0.016	6	0.21	15.00
97471	3/4" Replacement Seal	97471	012181-974711	0.016	6	0.36	18.75
97472	1" Replacement Seal	97472	012181-974728	0.016	6	0.69	23.75
97528	1-1/4" Replacement Seal	97528	012181-975282	0.007	1	0.18	29.95
97529	1-1/2" Replacement Seal	97529	012181-975299	0.007	1	0.22	37.50
97530	2" Replacement Seal	97530	012181-975305	0.007	1	0.40	48.70
97543	Carrying Case	97543	012181-975435	0.007	1	2.00	46.25



Item #	Product Description	Model Number	UPC	Cubic Ft./ Case	Units/ Case***	Lbs./ Case	List Price
<b>CATEGORY 12 - MECHANICAL TEST PLUGS</b>							
<b>MECHANICAL CLEANOUT TEST PLUGS</b>							
83656	2" Mechanical Cleanout Test Plug, for PVC/ABS DWV	MCO2	012181-836569	0.360	6	3.8	39.40
83649	2" Mechanical Cleanout Test Plug, for Cast Iron	MCO2CI	012181-836491	0.360	6	3.7	41.55
83657	3" Mechanical Cleanout Test Plug - Bulk Pack	MCO3	012181-836576	0.480	6	5.8	42.85
83658	4" Mechanical Cleanout Test Plug - Bulk Pack	MCO4	012181-836583	0.560	6	7.1	49.10
83659	6" Mechanical Cleanout Test Plug, for PVC/ABS DWV	MCO6	012181-836590	0.375	1	5	156.05
83660	6" Mechanical Cleanout Test Plug, for Cast Iron	MCO6CI	012181-836606	0.375	1	5	156.05
90442	Rubber seal only, for 2" MCO2 DWV Plug	90442	012181-904428	0.050	1	.1	4.40
90443	Rubber seal only, for 3" MCO3 Plug	90443	012181-904435	0.050	1	.1	5.75
90444	Rubber seal only, for 4" MCO4 Plug	90444	012181-904442	0.050	1	.1	7.05
90447	Rubber seal only, for 6" MCO6 DWV Plug	90447	012181-904473	0.500	1	1	14.85
90448	Rubber seal only, for 6" MCO6CI Cast Iron Plug	90448	012181-904480	0.500	1	1	14.85
90445	Pop-It seal for 2", 3" 4" only	90445	012181-904459	0.500	1	.1	6.40
83752	2" Clean Cap with O-ring	83752	012181-837528	0.500	1	.1	4.00
83753	3" Clean Cap with O-ring	83753	012181-837535	0.500	1	.1	5.00
83754	4" Clean Cap with O-ring	83754	012181-837542	0.500	1	.1	7.00
<b>T-CONE COMBINATION CLEANOUT TEST PLUGS</b>							
86375	Tests 1-1/2" Sch. 40 DWV	S152	012181-863756	0.018	50	3	3.55
86385	Tests 2" Sch. 40 DWV & Type "M" Copper Tube	S202	012181-863855	0.268	50	6	3.75
86520	Flush Mount Recessed Plug; Tests 2" Sch. 40 DWV	CS202	012181-865200	0.268	50	6	5.10
86390	Tests 3" Sch. 40 & Copper DWV; 2" Cast Iron Hub	S302	012181-863909	0.603	10	26	4.80
86526	Flush Mount Recessed; Tests 3" Sch. 40 & Copper DWV, Type "M" Copper	CS302	012181-865262	0.603	50	12	5.70
86455	Tests 3" Sch. 40 Socket	S300	012181-864556	0.603	50	19	7.75
86395	Tests 4" "M" Copper Tube, Cast Iron Closet Bend (SW), VCP Barrel	S401	012181-863954	0.993	50	25	7.90
86400	Tests 4" Sch. 40 & Copper DWV, PVC S&D, CI & VCP Barrel; 3" CI Hub	S402	012181-864005	0.993	10	42	7.75
86535	Flush Mount Recessed; Tests 3" Sch. 40 & Copper DWV, PVC S&D, CI Barrel	CO402	012181-865354	0.993	50	22	9.40
86420	Tests 6" Copper DWV, PVC PSM (SDR 35), PVC DR-14, CI & VCP Barrel	S601	012181-864203	1.805	36	35	12.75
86425	Tests 6" Sch. 40 DWV, PVC DR-18, Cast Iron Barrel (EH)	S602	012181-864258	1.805	36	37	12.75
86435	Tests 8" Sch. 40 DWV, PVC PSM (SDR 35), PVC DR-18, VCP Barrel	S802	012181-864357	2.048	20	43	27.60
<b>T-CONE FLUSH MOUNT CLEANOUTS WITH COVER PLATE</b>							
86315	3" Cleanout Plug with Cover Plate & Screw	CO302C	012181-863152	0.603	50	13	6.35
86320	4" Cleanout Plug with Cover Plate & Screw	CO402C	012181-863206	0.993	50	24	9.40
<b>T-CONE CLEANOUT REPAIR PLUGS</b>							
86335	Fits 1-1/2" Female Cleanout Adapter	EB152E	012181-863350	0.183	50	0.4	5.30
86340	Fits 2" Female Cleanout Adapter	EB220E	012181-863404	0.268	50	8	5.90
86345	Fits 3" Female Cleanout Adapter	EB320E	012181-863459	0.603	50	15	8.05
86350	Fits 3-1/2" Female Cleanout Adapter	EB350E	012181-863503	0.993	50	20	10.30
86355	Fits 4" Female Cleanout Adapter	EB420E	012181-863558	1.113	50	28	10.30
<b>2-WAY WRENCH FOR T-CONE CLEANOUT TEST &amp; REPAIR PLUGS</b>							
86545	T-Cone 2-Way Wrench	SM106	012181-865453	0.010	1	1	12.90
<b>METAL WING NUT TEST PLUGS</b>							
88386	Tests 1-1/2" Drain Pipe (Innerpack of 6 ea)	RWN1	012181-883860	0.202	36	8	2.35
88387	Tests 2" Drain Pipe (Innerpack of 6 ea)	RWN2	012181-883877	0.303	36	10	2.95
88388	Tests 3" Drain Pipe (Innerpack of 6 ea)	RWN3	012181-883884	0.787	36	19	4.20
88389	Tests 4" Drain Pipe (Innerpack of 6 ea)	RWN4	012181-883891	1.283	36	29	5.25
88384	Tests 5" Drain Pipe	RWN5	012181-883846	0.240	5	6	8.55
88390	Tests 6" Drain Pipe	RWN6	012181-883907	0.450	5	9	12.00
<b>TWIST-TITE MECHANICAL TEST PLUGS</b>							
83591	1-1/2" Mechanical Test Plug	MWN1	012181-835913	0.065	10	6	3.65
83592	2" Mechanical Test Plug	MWN2	012181-835920	0.100	10	9	4.15
83593	3" Mechanical Test Plug	MWN3	012181-835937	0.197	10	19	5.55
83594	4" Mechanical Test Plug	MWN4	012181-835944	0.255	10	24	6.75
83596	6" Mechanical Test Plug	MWN6	012181-835968	0.456	5	36	19.75
83598	8" Mechanical Test Plug	MWN8	012181-835982	0.761	5	53	38.25
<b>INSIDE PIPE TWIST-TITE MECHANICAL TEST PLUGS</b>							
83595	4" Inside Pipe Twist-Tite	MWN9	012181-835951	0.255	10	6	7.10
83597	6" Inside Pipe Twist-Tite	MWN10	012181-835973	0.456	5	8	20.40
83599	8" Inside Pipe Twist-Tite	MWN11	012181-835997	0.761	5	12	38.25
<b>FLUSH MECHANICAL CLEANOUT REPAIR PLUG</b>							
83687	2" FLUSH MECHANICAL CLEANOUT REPAIR PLUG	83687	012181836873	0.763	10	15	9.40
83688	3" FLUSH MECHANICAL CLEANOUT REPAIR PLUG	83688	012181836880	1.263	10	22	9.90
83689	3.5" FLUSH MECHANICAL CLEANOUT REPAIR PLUG	83689	012181836897	1.579	10	25	12.50
83690	4" FLUSH MECHANICAL CLEANOUT REPAIR PLUG	83690	012181836893	1.944	10	30	13.65



IPS Corporation - Plumbing Division - List Price Sheet


Item #	Product Description	Model Number	UPC	Cubic Ft./ Case	Units/ Case***	Lbs./ Case	List Price
--------	---------------------	--------------	-----	-----------------	----------------	------------	------------

Item #	Product Description	Model Number	UPC	Cubic Ft./ Case	Units/ Case***	Lbs./ Case	List Price
<b>Category 13 - Test Caps</b>							
<b>PVC TECHNO-CAPS™</b>							
87503	Tests 1-1/2" PVC DWV Pipe (100/Bag)	TC1	012181-875032	2.120	800	19	0.55
87505	Tests 2" PVC DWV Pipe (100/Bag)	TC2	012181-875056	2.120	600	18	0.60
87510	Tests 3" PVC DWV Pipe (50/Bag)	TC3	012181-875100	2.120	250	16	0.85
87515	Tests 4" PVC DWV Pipe (25/Bag)	TC4	012181-875155	2.120	150	14	0.90
87516	Tests 6" PVC DWV Pipe (10/Bag)	TC6	012181-875162	2.120	50	21	4.10
<b>ABS TECHNO-CAPS™</b>							
87526	Tests 1-1/2" ABS DWV Pipe (100/Bag)	TC1A	012181-875261	2.120	800	14	0.55
87527	Tests 2" ABS DWV Pipe (100/Bag)	TC2A	012181-875278	2.120	600	14	0.60
87528	Tests 3" ABS DWV Pipe (50/Bag)	TC3A	012181-875285	2.120	250	13	0.85
87529	Tests 4" ABS DWV Pipe (25/Bag)	TC4A	012181-875292	2.120	150	11	0.95
<b>COMBINATION KAP-ON TEST CAPS</b>							
86615	Tests 1-1/2" & 2" DWV Pipe (100/Bag)	KO12	012181-866153	1.660	500	22	0.55
86620	Tests 3" & 4" DWV Pipe (50/Bag)	KO34	012181-866207	2.120	250	26	0.80
<b>PLUG-ON TEST CAPS</b>							
85000	Tests 1-1/2" DWV Pipe (100/Bag)	5817P11/2	012181-850008	2.120	2000	18	0.20
85005	Tests 2" DWV Pipe (50/Bag)	5817P2	012181-850053	2.120	1500	20	0.25
85010	Tests 3" DWV Pipe (25/Bag)	5817P3	012181-850107	2.120	600	19	0.35
85015	Tests 4" DWV Pipe (20/Bag)	5817P4	012181-850157	2.120	340	17	0.50
<b>SLIP-ON CAPS (Orange Plastic)</b>							
85450	Slip-on Test Cap for 1-1/2" DWV (40/Bag)	SO1	012181-854501	2.120	600	14	0.45
85455	Slip-on Test Cap for 2" DWV (25/Bag)	SO2	012181-854558	2.120	400	12	0.60
85460	Slip-on Test Cap for 3" DWV	SO3	012181-854602	2.120	150	11	1.00
85465	Slip-on Test Cap for 4" DWV	SO4	012181-854655	2.140	90	9	1.25
<b>FLEXIBLE PVC TEST CAPS / CLEANOUTS WITH STAINLESS STEEL CLAMP</b>							
83711	1-1/2" Cleanout Test Cap w/S.S. Clamping Band	83711	012181-837115	0.330	100	13	2.55
83712	2" Cleanout Test Cap w/S.S. Clamping Band	83712	012181-837122	0.670	100	17	2.85
83713	3" Cleanout Test Cap w/S.S. Clamping Band	83713	012181-837139	0.670	50	14	3.65
83714	4" Cleanout Test Cap w/S.S. Clamping Band	83714	012181-837146	1.230	50	18	4.50
83706	6" Cleanout Test Cap w/S.S. Clamping Band	83706	012181-837061	1.230	20	17	9.75
<b>CLOSET FLANGE TEST PLUG PATENT # 5,329,971</b>							
86625	Reusable Test Plug for All Standard Closet Flanges	CFTP	012181-866252	1.360	10	8	23.85



**CATEGORY 3 - ACCESS PANELS**

<b>ACCESS PANELS - PLASTIC</b>							
67906	Access Door Plastic White 6"x9"	ABA6715	767580021534		12		27.10
85150	8" x 8" Plastic Access Panel	RAP8X8	012181-851500	1.370	10	8	29.25
85155	14" x 14" Plastic Access Panel	RAP1414	012181-851555	4.870	10	18	36.85
67908	Access Door Plastic White 14"x29"	ABA6718	767580021558		6		72.30
<b>ACCESS DOORS - WHITE PRIME COATED, with SCREWDRIVER LOCK</b>							
67909	Access Door Steel White 6"x6"	ABA6724	767580047435		1		37.50
67900	Access Door Steel White 8"x8"	ABA6725	767580021565		1		38.75
67901	Access Door Steel White 10"x10"	ABA6727	767580021572		1		46.45
67902	Access Door Steel White 12"x12"	ABA6729	767580021589		1		49.00
67903	Access Door Steel White 14"x14"	ABA6731	767580021596		1		61.45
67904	Access Door Steel White 16"x16"	ABA6733	767580047480		1		73.80
67929	Access Door Steel White 18"x18"	ABA6748	767580038891		1		85.25
67930	Access Door Steel White 24"x24"	ABA6749	767580038976		1		126.15
<b>ACCESS DOORS - STAINLESS STEEL, with SCREWDRIVER LOCK</b>							
67915	Access Door, Stainless Steel 6"x6"	ABA6734	767580039218		1		87.10
67905	Access Door, Stainless Steel 8"x8"	ABA6735	767580036941		1		87.50
67920	Access Door, Stainless Steel 10"x10"	ABA6737	767580021619		1		112.75
67922	Access Door, Stainless Steel 12"x12"	ABA6739	767580021626		1		121.90
67925	Access Door, Stainless Steel 14"x14"	ABA6741	767580036958		1		152.50
67926	Access Door, Stainless Steel 16"x16"	ABA6743	767580036965		1		185.90
67927	Access Door, Stainless Steel 18"x18"	ABA6744	767580039621		1		212.55
67928	Access Door, Stainless Steel 24"x24"	ABA6745	767580039638		1		336.60
<b>ACCESS DOORS - LOCK OPTIONS</b>							
69771	Cylinder Lock only	ABA6773	767580047572		1		32.10
69715	Screwdriver Lock Only	ABA6774	767580047589		1		24.30



Item #	Product Description	Model Number	UPC	Cubic Ft./ Case	Units/ Case***	Lbs./ Case	List Price
69772	Allen Key Lock Only	ABA6775	767580047596		1		24.65

**CATEGORY 6 - CAST IRON DRAINS & CLEANOUTS**



60000	Closet Flange 3x2 w/o Test Cap	ABA0321	767580-001017		6	22	28.15
60001	Closet Flange 4x2 w/Test Cap	ABA042	767580-001024		6	22	28.35
60002	Closet Flange 4x2 w/o Test Cap	ABA0421	767580-001031		6	24	27.25
60200	Drain No Hub Cast 2" Adj Rev	ABA502	767580-019036		1	10	146.75
60300	Cleanout Ho Hub Cast 4" NonAdj	ABA554	767580-020728		1	4	83.20
60400	Floor Sink No Hub 12x12x6-2"	ABA302	767580-015397		1	22	99.15
60401	Floor Sink No Hub 12x12x6-3"	ABA303	767580-015472		1	23	99.15
60500	Grate FloorSink 12x12 1/2Squar	ABA402	767580-017254		1	4	43.65



**CATEGORY 7 - LIGHT COMMERCIAL BRAINS (DRAINS & CLEANOUTS)**



**GENERAL PURPOSE DRAINS**

**Standard Pack**

85815	Stainless Steel Cover All Strainer for 2" or 3" PVC Pipe	4840S2	012181-858158	0.390	20	10	7.35
85816	Stainless Steel Strainer for 2" or 3" PVC Pipe	4840PS2	012181-858165	0.390	20	9	7.75
85820	Stainless Steel Cover All Strainer for 2" or 3" ABS Pipe	5840S2	012181-858202	0.390	20	8	7.90
85825	Chromed Brass Cover All Strainer for 2" or 3" PVC Pipe	4840B2	012181-858257	0.390	20	14	23.50
85830	Chromed Brass Cover All Strainer for 2" or 3" ABS Pipe	5840B2	012181-858301	0.390	20	12	23.75
85835	Stainless Steel Strainer for 3" or 4" PVC Pipe	4840S3	012181-858356	0.380	10	6	13.50
85840	Stainless Steel Strainer for 3" or 4" ABS Pipe	5840S3	012181-858400	0.380	10	5	14.60
85845	Chromed Brass Strainer for 3" or 4" PVC Pipe	4840B3	012181-858455	0.380	10	12	32.00
85850	Chromed Brass Strainer for 3" or 4" ABS Pipe	5840B3	012181-858509	0.380	10	11	33.40
85855	Chromed Brass Strainer for 4" PVC Pipe	4840B4	012181-858554	0.560	10	16	42.85
85860	Chromed Brass Strainer for 4" ABS Pipe	5840B4	012181-858608	0.560	10	15	44.90



**Display Pack**

82150	Stainless Steel Cover All Strainer for 2" or 3" PVC Pipe	R4842S	012181-821503	0.174	6	3	8.60
82151	Stainless Steel Cover All Strainer for 2" or 3" ABS Pipe	R5842S	012181-821510	0.174	6	2	9.00
82156	Stainless Steel Strainer for 3" or 4" ABS Pipe	R5843S	012181-821565	0.255	6	3	16.20

**ADJUSTABLE GENERAL PURPOSE DRAINS WITH 6" STRAINER**

85895	6" Chromed Brass Cover All Strainer for 4" PVC Fitting	4841B	012181-858950	0.560	6	23	56.35
-------	--	-------	---------------	-------	---	----	-------



**ADJUSTABLE CLEANOUTS WITH 6" COVER**

85905	6" Scored Skid Resistant Cover All Cover for 4" PVC Fitting	4841A4	012181-859054	1.182	10	24	57.05
85910	6" Scored Skid Resistant Cover All Cover for 4" ABS Fitting	5841A4	012181-859105	1.182	10	21	60.95



65001	Drain Adj GP PVC 3x4 NB Crown	ABA8195T	767580-026249		6		65.90
65002	Drain Adj GP PVC 3x4 NB Crown	ABA8225	767580-026508		6		62.60
65300	Cleanout Adj PVC 4" PB NoCrown	ABA8176	767580-026126		6		56.85
65301	Cleanout Adj PVC 3x4 PB Crown	ABA8255	767580-026751		6		73.90
65302	Cleanout Adj PVC 3x4 PB Tapped	ABA8225T	767580-026515		6		54.55
65303	Cleanout Floor Cover 6" Round	ABA8880	767580-030499		6	16	88.20
65800	Sediment Basket FloorSink 12x12	ABA480	767580-018268		6		32.25
65801	Floor Sink Base Only PVC 3"	ABA8579	767580-029288		1	4	85.80
65802	Grate FloorSink Half Top PVC	ABA8812	767580-030284		1		42.40



**HEAVY DUTY FLOOR DRAINS WITH MEMBRANE CLAMPING RING & PLASTIC TAILPIECE**

65343	Drain Adjustable 3" PVC with 6" Nickel Bronze Strainer w/Primer Tap	ABA8360TP	767580-049095		6		69.85
89428	Screw-On 6" Chromed Brass Strainer for 4" PVC Pipe	4876PC4	012181-894286	0.524	1	5	80.75



**HEAVY DUTY TRAFFIC FLOOR DRAINS**

65810	Heavy Duty Traffic Floor Drain w/Full Grate & Debris Bucket for 3" PVC	ABA8510	767580-028779		1		80.20
65358	Heavy Duty Traffic Floor Drain w/Full Grate & Debris Bucket for 4" PVC	ABA8513	767580-028809		1		89.85

**INTEGRAL TRAP FLOOR DRAIN\***

82331	2" PVC Floor Drain with Integral Trap	4878	012181-823316	4.360	10	37	27.40
82336	2" PVC Floor Drain with Integral Trap - Bulk Pack	4878B	012181-823361	56.000	90	333	25.95
82332	2" ABS Floor Drain with Integral Trap	5878	012181-823323	4.360	10	35	27.40
82333	2" PVC Floor Drain with Integral Trap/Backwater Device Installed	4879	012181-823330	4.360	10	39	34.35
82334	2" ABS Floor Drain with Integral Trap/Backwater Device Installed	5879	012181-823347	4.360	10	37	34.35
82335	Backwater Device for 2" FIP threads	BD2	012181-823354	0.090	10	2	5.90



\*Tapped for 3/8" FIP trap primer available. Call for pricing and availability

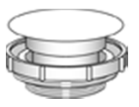
**GENERAL PURPOSE AREA DRAIN**

82338	2" PVC General Purpose Area Drain	4880	012181-823385	1.000	10	12	9.25
82339	2" ABS General Purpose Area Drain	5880	012181-823392	1.000	10	10	9.05



**POP VALVE™ RELIEF VALVE**

86010	Pop Valve™ Relief Valve	RSP1	012181-860106	0.417	12	14	46.45
-------	-------------------------	------	---------------	-------	----	----	-------



Item #	Product Description	Model Number	UPC	Cubic Ft./ Case	Units/ Case***	Lbs./ Case	List Price
<b>BACKWATER VALVES WITH PLASTIC SCREW-IN COVER</b>							
86210	Fits 3" Sch. 40 DWV PVC Pipe	BWV3P	012181-862100	0.586	4	9	66.35
86215	Fits 3" Sch. 40 DWV ABS Pipe	BWV3A	012181-862155	0.586	4	7	67.95
86220	Fits 4" Sch. 40 DWV PVC Pipe	BWV4P	012181-862209	0.679	2	10	69.75
86225	Fits 4" Sch. 40 DWV ABS Pipe	BWV4A	012181-862254	0.679	2	8	74.10
86235	Fits 6" Sch. 40 DWV PVC Pipe	BWV6P	012181-862353	1.080	1	10	285.30
86236	Fits 6" Sch. 40 DWV ABS Pipe	BWV6A	012181-862360	1.080	1	8	297.85
<b>BACKWATER VALVES WITH 1" PLASTIC ACCESS SLEEVE &amp; SNAP-ON COVER</b>							
86211	Fits 3" Sch. 40 DWV PVC Pipe	BWV3PAS	012181-862117	0.780	1	7	77.25
86216	Fits 3" Sch. 40 DWV ABS Pipe	BWV3AS	012181-862162	0.780	1	5	81.80
86221	Fits 4" Sch. 40 DWV PVC Pipe	BWV4PAS	012181-862216	3.290	1	13	105.40
86226	Fits 4" Sch. 40 DWV ABS Pipe	BWV4AS	012181-862261	3.290	1	7	109.50
<b>PLASTIC SADDLE TEE KITS</b>							
82650	2" Inlet for 3" Sch. 40 DWV PVC Pipe	4870K	012181-826508	0.576	20	17	15.40
82655	2" Inlet for 4" Sch. 40 DWV PVC Pipe	4871K	012181-826553	0.895	20	26	16.10
82652	4" Inlet for 4" Sch. 40 DWV PVC Pipe	4872K	012181-826522	1.369	10	16	18.50
82660	3" Inlet for 4" Sch. 40 DWV PVC Pipe	R4873K	012181-826607	1.369	10	15	19.05
86310	Sponge Saddle Gasket for Saddle Tees	SADGAS	012181-863103	0.340	20	1	3.40
<b>COMMERCIAL ROOF DRAINS</b>							
86095	With Cast Iron Dome for 3" PVC Pipe	4863	012181-860953	0.727	1	8	78.85
86100	With Cast Iron Dome for 3" ABS Pipe	5863	012181-861004	0.727	1	7	82.10
86115	With Plastic Dome for 3" PVC Pipe	4865	012181-861158	0.727	1	4	60.10
86120	With Plastic Dome for 3" ABS Pipe	5865	012181-861202	0.727	1	3	62.05
86105	With Cast Iron Dome for 4" PVC Pipe	4864	012181-861059	0.727	1	8	79.70
86110	With Cast Iron Dome for 4" ABS Pipe	5864	012181-861103	0.727	1	7	86.45
86121	With Plastic Dome for 4" PVC Pipe	4866	012181-861219	0.727	1	4	62.65
86122	With Plastic Dome for 4" ABS Pipe	5866	012181-861226	0.727	1	4	64.70
86125	Underdeck Clamping Collar for Above Roof Drains	5555	012181-861257	0.521	1	1	31.25
<b>BELL TRAP DRAINS</b>							
82320	6" x 6" with Outlet for 1-1/2" or 2" PVC Pipe*	BTP612	012181-823200	0.130	20	12	10.30
82325	9" x 9" with Outlet for 3" or 4" PVC Pipe	BTP934	012181-823255	2.215	10	19	22.45
82330	9" x 9" with Outlet for 4" PVC Pipe (Hub Fit)	BTP940	012181-823309	2.215	10	19	22.10
*Use 2" Coupling to Convert 6" x 6" x 1-1/2" to 2" Outlet							
<b>SNAP-IN DRAINS - Standard Pack</b>							
85940	Snap-In Plastic Drain for 2" PVC Pipe	4802	012181-859407	0.060	20	2	3.30
85945	Snap-In Plastic Drain for 2" ABS Pipe	5802	012181-859452	0.060	20	1	3.30
85950	Snap-In Plastic Drain for 3" PVC Pipe	4803	012181-859506	0.460	20	4	4.40
85955	Snap-In Plastic Drain for 3" ABS Pipe	5803	012181-859551	0.460	20	3	4.40
85941	Snap-In Plastic Drain for 3" PVC HUB	4803H	012181-859414	0.460	20	4	6.30
85960	Snap-In Plastic Drain for 4" PVC Pipe	4804	012181-859605	0.560	20	6	5.45
85965	Snap-In Plastic Drain for 4" ABS Pipe	5804	012181-859650	0.560	20	6	5.45
85942	Snap-In Plastic Drain for 4" PVC HUB	4804H	012181-859421	0.560	20	5	7.50
85951	Snap-In Plastic Drain with Stainless Steel Strainer for 3" PVC Pipe	4803S	012181-859513	0.325	20	4	8.85
85961	Snap-In Plastic Drain with Stainless Steel Strainer for 4" PVC Pipe	4804S	012181-859612	0.518	20	5	9.30



Item #	Product Description	Model Number	UPC	Cubic Ft./ Case	Units/ Case***	Lbs./ Case	List Price
--------	---------------------	--------------	-----	-----------------	----------------	------------	------------

**CATEGORY 8 - FLOOR & SHOWER DRAINS**



**FIBERGLASS & ACRYLIC SHOWER DRAINS**

**Standard Pack**

**Solvent Weld**

67015	Shower Drain SolvWeld ABS 2" WH	ABA3400	767580-016448		72		7.10
67016	Shower Drain SolvWeld ABS 2" SS	ABA3401	767580-016455		72		7.90
67017	Shower Drain SolvWeld PVC 2" WH	ABA3408	767580-016493		72		7.10
67018	Shower Drain SolvWeld PVC 2" SS	ABA3409	767580-016509		72		7.90
67019	Shower Drain SolvWeld ABS Hex	ABA3420	767580-016561		20	9	10.05
67020	Shower Drain SolvWeld PVC Hex	ABA3425	767580-016592		20	13	10.70
67030	Shower Drain SolvWeld ABS 2" SS	ABA3450	767580-016646		20	9	10.50
67031	Shower Drain SolvWeld PVC 2" SS	ABA3456	767580-016691		20	11	10.50



**No Caulk or Solvent Weld**

86050	No-Caulk or Solvent Weld - Snap-On SS Strainer for 2" PVC	4820G	012181-860502	0.650	20	11	15.45
86055	No-Caulk or Solvent Weld - Snap-On SS Strainer for 2" ABS	5820G	012181-860557	0.650	20	10	16.95
86063	No-Caulk or Solvent Weld - Snap-On <b>White Plastic Strainer for 2" PVC</b>	4820GPS	012181-860632	0.650	20	9	12.95
86064	No-Caulk or Solvent Weld - Snap-On <b>White Plastic Strainer for 2" ABS</b>	5820GPS	012181-860649	0.650	20	9	12.95



**No Caulk**

67021	Shower Drain NoCaulk ABS 2" WH	ABA3520	767580-016851		36	20	10.20
67022	Shower Drain NoCaulk ABS 2" SS	ABA3521	767580-016868		36	20	11.65
67042	Shower Drain Brss NoCaulk 2" SS	ABA6520	767580-021282		36	48	30.50



**Caulk**

67040	Shower Drain Brass Caulk 2" SS	ABA6500	767580-021091		36	34	23.05
67043	Shower Drain Brass Caulk 2" SS	ABA6500PP	767580-047169		36		23.05



**MIP 1-1/2"**

67028	Shower Strainer ABS 1 1/2" WH	ABA3100	767580-016059		72		7.00
67029	Shower Strainer ABS 1 1/2" SS	ABA3101	767580-016066		72		8.80



**SUREFIT**

67012	Shower Drain SUREFIT ABS 2" WH	ABA3200	767580-016189		72		10.30
67013	Shower Drain SUREFIT ABS 2" SS	ABA3201	767580-016196		72		11.30
67014	Shower Drain SUREFIT PVC 2" SS	ABA3203	767580-016226		72		11.30
67041	Shower Drain Brss SUREFIT 2" SS	ABA6508	767580-021152		36		29.25



**Offset - Solvent Weld**

67032	Shower Drain SolvWld PVC 2" SS	ABA3465	767580-016783		20	15	16.35
67076	Shower Drain SolvWld ABS 2" SS	ABA3469	767580-016813		20	15	16.35



**Display Pack**

82405	No-Caulk or Solvent Weld - Snap-On SS Strainer for 2" PVC Pipe	R4820G	012181-824054	0.210	6	3	17.90
82407	No-Caulk or Solvent Weld - Snap-On SS Strainer for 2" ABS Pipe	R5820G	012181-824078	0.210	6	3	18.70

**BRASS SHOWER DRAIN**

67240	Brass Shower Drain with 2" FIP	ABA6320	767580672408	0.650	4	10	162.65
-------	--------------------------------	---------	--------------	-------	---	----	--------



**SOLID BRONZE SHOWER DRAINS**














67037	Shower Drain 2" Caulk SS	ABA6410	767580-020940	0.650	12	26	101.80
67038	Shower Drain 2" IPS SS	ABA6420	767580-020988	0.650	12	26	101.80
67039	Shower Drain 2" IPS SS	ABA6425	767580-021039	0.650	12	33	120.85
67044	Shower Drain Bronze 2" IPS CP	ABA6615	767580-021459	0.650	12		131.60



**STANDARD FLOOR & SHOWER DRAINS WITH MEMBRANE CLAMPING RING**


85984	Cover All Snap-On Stainless Steel Strainer for 2" or 3" PVC	4850S2	012181-859841	1.370	20	29	16.25
85975	Cover All Snap-On Stainless Steel Strainer for 2" or 3" ABS	5850S2	012181-859759	1.370	20	23	16.95
85992	Cover All Snap-On White Enamel Strainer for 2" or 3" PVC	4850W	012181-859926	1.370	20	29	24.85
85980	Cover All Screw-On Stainless Steel Strainer for 2" or 3" PVC	4850OS	012181-859809	1.370	20	28	15.85
85985	Cover All Screw-On Stainless Steel Strainer for 2" or 3" ABS	5850OS	012181-859858	1.370	20	23	16.95
85986	Screw-On Stainless Steel Strainer for 2" or 3" PVC	4850PS	012181-859865	1.370	20	29	16.75
85990	H.D. Cover All Screw-On Chromed Brass Strainer for 2" or 3" PVC	4850B2	012181-859902	1.370	20	32	33.95
85995	H.D. Cover All Screw-On Chromed Brass Strainer for 2" or 3" ABS	5850B2	012181-859957	1.370	20	27	35.65



Item #	Product Description	Model Number	UPC	Cubic Ft./ Case	Units/ Case***	Lbs./ Case	List Price	
<b>LOW PROFILE SOLVENT WELD FLOOR &amp; SHOWER DRAINS WITH MEMBRANE CLAMPING RING &amp; PLASTIC TAILPIECE</b>								
<b>Standard Pack</b>								
<b>Stainless Steel Strainer</b>								
67007	Shower Drain Low Profil ABS 2x3	ABA4433	767580-017926		20	15	15.75	
67008	Shower Drain Low Profil PVC 2x3	ABA4436	767580-017964		20	18	15.75	
85987	Screw-On Stainless Steel Strainer for 2" or 3" PVC	4855PS	012181-859872	1.290	20	29	15.65	
<b>Cover All Stainless Steel Strainer</b>								
89406	Cover All Screw-On Stainless Steel Strainer for 2" or 3" PVC	4855S	012181-894064	1.290	20	22	15.35	
89552	Cover All Screw-On Stainless Steel Strainer for 2" or 3" ABS	5855S	012181-895528	1.290	20	17	16.35	
<b>Heavy Duty Cover All Strainer</b>								
89403	H.D. Cover All Screw-On Chromed Brass Strainer for 2" or 3" PVC	4855B	012181-894033	1.290	20	32	33.70	
89549	H.D. Cover All Screw-On Chromed Brass Strainer for 2" or 3" ABS	5855B	012181-895498	1.290	20	22	34.90	
<b>Heavy Duty Cast Brass Cover All Strainer</b>								
67005	Shower Drain Low Profil ABS 2x3	ABA4415	767580-017902		20		38.75	
67006	Shower Drain Low Profil PVC 2x3	ABA4416	767580-017919		20		38.75	
<b>Heavy Duty Square Cover All Strainer</b>								
89404	Square H.D. Cover All Screw-On Chromed Brass Strainer for 2" or 3" F4855BSQ		012181-894040	1.290	20	29	35.85	
89550	Square H. D. Cover All Screw-On Chromed Brass Strainer for 2" or 3" ,5855BSQ		012181-895504	1.290	20	24	37.80	
<b>Heavy Duty Cast Brass Square Cover All Strainer</b>								
67010	Shower Drain Low Profil ABS 2x3	ABA44331	767580-017933		20		39.95	
67011	Shower Drain Low Profil PVC 2x3	ABA44361	767580-017971		20		39.95	
<b>Brass Strainer Barrel and Heavy Duty Cover All Strainer</b>								
67026	Shower Drain Low Profil PVC 2x3	ABA4989	767580-018695		20		61.25	
67027	Shower Drain Low Profil PVC 2x3	ABA49871	767580-018671		6		64.00	
89412	Heavy Duty Screw-On Brass Strainer for 2" or 3" PVC	4861B	012181-894125	1.290	20	34	52.60	
89413	Heavy Duty Screw-On Chromed Brass Strainer for 2" or 3" PVC	4861CP	012181-894132	1.290	20	37	53.20	
<b>LOW PROFILE NO-CAULK FLOOR &amp; SHOWER DRAINS WITH MEMBRANE CLAMPING RING &amp; PLASTIC TAILPIECE</b>								
89410	Cover All Screw-On Stainless Steel Strainer for 2" PVC	4860S	012181-894101	1.410	20	25	19.05	
<b>FLOOR DRAIN, SUREFIT JOINT BOLTED CLAMPING RING, WEEP HOLES AND ADJUSTABLE STRAINER BARREL</b>								
67023	Floor Drain SUREFIT ABS 2" SS	ABA3601	767580-016936		15		21.55	
<b>FLOOR DRAIN, 1 1/2" TOP FLANGE SOLVENT WELDS TO 2" SCHED 40 DWV PIPE; COMPLETE WITH BOLTED CLAMPING RING, WEEP HOLES, /</b>								
67024	Floor Drain SolvWeld ABS 2" WH	ABA3900	767580-017049		15		20.25	
67025	Floor Drain SolvWeld ABS 2" SS	ABA3901	767580-017056		15		21.10	
<b>NON-ADJUSTABLE SHOWER DRAIN, SCREW DOWN STAINLESS STEEL GRILL, COMPLETE WITH CLAMPING RING WITH WEEP HOLES, SOLVI</b>								
67000	Shower Drain ABS Non-Adj SS	ABA5000	767580-018909		15		16.95	
67004	Shower Drain ABS Non-Adj SS	ABA5000PP	767580-018916		12		17.30	
<b>LA STYLE PLASTIC AND IRON DRAINS, 2" GLUE-ON SHOWER DRAIN PLASTIC BOTTOM, CAST IRON TOP ASSEMBLED WITH 3 BOLTS, GRILL</b>								
67001	Shower Drain LA Style ABS	ABA5040	767580-019104		6		21.05	
<b>EZZ SET DRAIN, CAST IRON TOP AND BOTTOM WITH 3 BOLTS, GRILL CROWN, 2 SCREWS AND PROTECTION PLATE</b>								
67002	Shower Drain CI 2" IPS	ABA5065	767580-019326		12	56	25.65	
67003	Shower Drain CI 2" IPS No-Hub	ABA5073	767580-019418		15		24.40	
67009	Shower Drain CI SS Grate 2" IPS	ABA5208	767580-020421		20		50.40	


**\* DRAINS & STRAINERS**

**STAINLESS STEEL FLOOR DRAIN COVER, PROTECTIVE NON-SCRATCH COATING**

* 67033	Drain Cover 3" for 1-1 1/2" SS	ABA2462	767580-014758		25	3	8.50	
* 67034	Drain Cover 3" for 2" pipe SS	ABA2463	767580-014765		25	3	8.50	
* 67035	Drain Cover 4" for 3" pipe SS	ABA2464	767580-014772		25	4	8.80	
* 67036	Drain Cover 5" for 4" pipe SS	ABA2465	767580-014789		25	8	8.80	

**SNAP-ON DRAIN STRAINERS**

For "Fiberglass & Acrylic Shower Drains" and "Standard Floor & Shower Drains"

* 88135	Stainless Steel (4-5/16" Dia.)	6305	012181-881354	0.010	1	0.5	5.35	
* 88136	Stainless Steel (4-1/4" Dia.) for 4822BS & 4822PS Only	6307	012181-881361	0.010	1	0.5	5.20	
* 88137	Polished PVD Brass Finish (4-1/4" Dia.) for 4822BS Only	6307PB	012181-881378	0.010	1	0.5	16.40	
* 88138	Plastic Strainer (4-1/4" Dia) for 4822PP Only	88138	012181-881385	0.010	1	0.5	2.00	
* 86091	Bronze Plated Finish	6305VB	012181-860915	0.010	1	0.5	19.00	
* 82460	Polished PVD Brass Finish (4-5/16" Dia.)	6305PB	012181-824603	0.010	1	0.5	16.65	
* 82455	Antique Brass Finish (4-5/16" Dia.)	6305AB	012181-824559	0.010	1	0.5	16.90	
* 82450	Brushed Brass Finish (4-5/16" Dia.)	6305BB	012181-824504	0.010	1	0.5	16.90	
* 82461	Nickel Plated Finish (4-5/16" Dia.)	6305NP	012181-824614	0.010	1	0.5	19.90	
* 82452	White Enamel Finish (4-5/16" Dia.)	6305W	012181-824528	0.010	1	0.5	12.75	



Item #	Product Description	Model Number	UPC	Cubic Ft./ Case	Units/ Case***	Lbs./ Case	List Price
<b>SCREW-ON DRAIN STRAINERS WITH SCREWS</b>							
<i>For 2" "General Purpose", "Receptor Base Fiberglass Shower", "Standard Floor &amp; Shower" and "Low Profile Floor &amp; Shower" Drains</i>							
* 88130	Stainless Steel (4" Dia.)	6303	012181-881309	0.010	1	0.5	2.90
* 88145	Stainless Steel (4-1/4" Dia.)	6309	012181-881453	0.010	1	0.5	4.75
* 86092	Bronze Plated Finish	6303VB	012181-860922	0.010	1	0.5	19.00
* 86093	Bronze Plated Finish	6309VB	012181-860939	0.010	1	0.5	19.00
69544	Grate SS Screw Down 4" VB	ABA7102VBCARD	767580-061394		15		19.70
* 86085	Polished PVD Brass Finish (4-1/4" Dia.)	6309PB	012181-860854	0.010	1	0.5	16.75
* 86086	Nickel Plated Finish (4-1/4" Dia.)	6309NP	012181-860861	0.010	1	0.5	20.00
* 86088	White Enamel Finish (4-1/4" Dia.)	6309W	012181-860885	0.010	1	0.5	12.85
* 88150	Heavy-Duty Chromed Brass (4-1/4" Dia.)	6320	012181-881507	0.010	1	0.5	15.40
* 86035	Heavy-Duty Polished Brass Finish (4-1/4" Dia.)	6320PB	012181-860359	0.010	1	0.5	33.05
* 88153	Bronze Plated Finish	6323VB	012181-881538	0.010	1	0.5	51.85
* 93016	Square H-D Chromed Brass (4-1/4" Sq.) for Low Profile F&S Drains	6323	012181-930168	0.010	1	0.5	23.75
* 88151	Square H-D Polished PVD Brass (4-1/4" Sq.) for Low Profile F&S Drains	6323PB	012181-881514	0.010	1	0.5	38.10
<b>SCREW-ON DRAIN STRAINERS WITH SCREWS (For 3" and 4" General Purpose Drains)</b>							
* 88140	Stainless Steel (4-7/8" Dia.) for 3" General Purpose Drains	6306	012181-881408	0.010	1	0.5	4.40
* 88155	H-D Chromed Brass (4-7/8" Dia.) for 3" General Purpose Drains	6321	012181-881552	0.010	1	0.5	16.50
* 88160	H-D Chromed Brass (5-7/16" Dia.) for 4" General Purpose Drains	6322	012181-881606	0.010	1	0.5	18.25
<i>* Item does NOT qualify for Category Discount Program.</i>							



**CATEGORY 9 - BATH WASTE & OVERFLOWS**



<b>Full Kits - Brass Tubular</b>							
61000	"Simply Solder" Adjustable 17GA, LiftNTurn Brass CP	ABA1435717GA	767580-038112		12	55.8	108.10
61003	Adjustable, 17GA, Classic OFF, Push eN Lift, Brass CP	ABA1450617GA	767580-037481		12	55.8	105.85
61004	Adjustable, 17GA, Classic OFF, Push eN Lift Brass CP - Extra Long	ABA1450817GA	767580-038686		12	55.8	157.05
61007	Adjustable, 17GA, Trip Lever Brass CP	ABA143017GA	767580-006081		12	55.8	101.50
61008	Adjustable "G" Style, 20GA, Trip Lever Brass CP - Extra Long	ABA14309G	767580-006128		12		132.55
61010	Adjustable "G" Style, 20GA, Trip Lever Brass CP	ABA1430G	767580-006159		12		90.50
61012	Adjustable "G" Style, 17GA, Trip Lever Brass CP, with Clip	ABA1430GC	767580-006173		12	55.8	90.50
61002	Adjustable, 20GA, Classic OFF, Push eN Lift Brass CP	ABA14506	767580-038181		12		94.80
61046	Adjustable, 20GA, 2H OFF, Turn Top CP	ABA1435	767580-006432		12		90.50
61047	Adjustable, 20GA, 2H OFF, Turn Top CP, Brass Ferrule	ABA1435BF168H17C	767580-042300		12		28.35
61048	Adjustable, 20GA, 2H OFF, Turn Top CP, with Clip	ABA1435C	767580-037580		12		94.40
61031	Adjustable, 20GA, 2H OFF, Push eN Lift CP	ABA1440	767580-006661		12		92.40
61138	Full Kit Push eN Lift Brass CP, w/Brass Pipe/Tee, 1-Hole OFF	ABA144017GA	767580-006685		12		109.35
<b>Full Kits - Plastic Tubular Size Adjustable</b>							
61001	Adjustable PVC, 2H OFF, Push eN Lift, PVC CP	ABA1506	767580-007859		20	30.5	30.45
61014	Adjustable PVC, 2H OFF, Turn Top, CP	ABA1495	767580-007590		20	30.5	30.45
61015	Adjustable PVC, 2H OFF, Turn Top, CP, w/Clip	ABA1495C	767580-042744		20	30.5	31.45
61016	Adjustable PVC, 2H OFF, Turn Top, CP ZINC	ABA1495Z	767580-007606		20	30.5	28.35
61017	Adjustable PVC, 2H OFF, Turn Top, CP ZINC, w/Clip	ABA1495ZC	767580-007613		20	30.5	31.45
61018	Adjustable PVC, 2H OFF, Turn Top, ORB	ABA1499ORB	767580-007699		20	30.5	57.10
61019	Adjustable PVC, 2H OFF, Turn Top, SN	ABA1499SN	767580-007729		20	30.5	57.10
61021	Adjustable PVC, 2H OFF, Turn Top, VB	ABA1499VB	767580-039058		20	30.5	57.10
61013	Adjustable PVC, Trip Lever Brass, CP	ABA14859	767580-007316		20	30.5	30.25
61006	Adjustable PVC, Trip Lever, CP	ABA1485	767580-007309		20	30.5	30.45
<b>Full Kits - Plastic with Classic Overflow Plate</b>							
61049	ABS, Classic OFF, Push eN Lift, CP, with Test Kit - RI	ABA2225RI	767580-036880		20	30.5	20.00
61039	ABS, Classic OFF, Push eN Lift, CP - Trim	ABA2225TK	767580-036897		20	30.5	10.30
61024	PVC, Classic OFF, Touch Toe, CP, with TC	ABA2243CS	767580-045271		20	30.5	32.45
61025	Full Kit Clsc Turn Top PVC CP, with TC Pipe and Tee	ABA2259	767580-036415		20	30.5	32.45
61023	PVC, Classic OFF, Push eN Lift, CP, with TC	ABA2226	767580-036330		20	30.5	32.45
61032	Flex PVC, Classic OFF, Push eN Lift, CP, with TC	ABA2226FLEXZ	767580-044984		20	30.5	30.80
<b>Full Kits - Plastic with One Hole Overflow Plate</b>							
61040	ABS, 1H OFF, Turn Top, CP	ABA1101	767580-001642		20	30.5	30.75
61042	PVC, 1H OFF, Turn Top, CP	ABA1106	767580-001758		20	30.5	30.75
61034	ABS, 1H OFF, Touch Toe, CP	ABA1200	767580-002403		20	30.5	30.75
61035	ABS, 1H OFF, Touch Toe, CP ZINC	ABA1200PZ	767580-002441		20	30.5	31.40
61036	PVC, 1H OFF, Touch Toe, CP	ABA1210	767580-002601		20	30.5	32.45
61026	ABS, 1H OFF, Push eN Lift, CP	ABA906	767580-031281		20	30.5	30.75
61027	ABS, 1H OFF, Push eN Lift, CP Zinc, Plastic	ABA906PZ	767580-031380		20	30.5	31.40
61028	ABS, 1H OFF, Push eN Lift, CP, with Test Kit	ABA906T	767580-031410		20	30.5	29.50
61029	ABS, 1H OFF, Push eN Lift, SN	ABA910SN	767580-031564		20	30.5	79.30
61030	PVC, 1H OFF, Push eN Lift, CP	ABA911	767580-031595		20	30.5	30.75
<b>Full Kits - Plastic with Two Hole Overflow Plate</b>							
61041	ABS, 2H OFF, Turn Top, CP	ABA1125	767580-002007		20	30.5	30.75
61043	PVC, 2H OFF, Turn Top, CP	ABA1130	767580-002113		20	30.5	30.75
61044	PVC, 2H OFF, Turn Top, CP, w/Test Kit & Clip	ABA1130CT	767580-002120		20	30.5	30.75
61045	PVC, 2H OFF, Turn Top, CP ZINC, w/Test Kit & Clip	ABA1130ZCT	767580-041433		20	30.5	32.45
61037	PVC, 2H OFF, Touch Toe, CP	ABA1236	767580-002885		20	30.5	31.40
61038	PVC, 2H OFF, Touch Toe, CP, Special Stopper	ABA1236S	767580-002892		20	30.5	31.40



Item #	Product Description	Model Number	UPC	Cubic Ft./ Case	Units/ Case***	Lbs./ Case	List Price
61005	PVC, 2H OFF, Touch Toe, CP, w/special barrel	ABA1475CS	767580-007064		20	30.5	30.45
<b>Full Kits - Plastic Heavy Duty</b>							
61052	HD Adjustable PVC, 2H OFF, Trip Lever, CP	ABA4151	767580-017346		12	21.6	38.50
61053	HD Adjustable PVC, 2H OFF, Trip Lever, CP, Extra Long	ABA41519	767580-017353		12	23.0	63.05
61051	HD Adjustable ABS, 2H OFF, Trip Lever, CP	ABA4161	767580-017599		12	21.6	38.50
61022	HD Adjustable PVC, Classic OFF, Cable Driven, CP, 17"-22" Depth	ABA652	767580-037801		6	18.0	116.95
<b>Half Kits - Plastic with Classic Overflow Plate</b>							
62000	PVC, Classic OFF, FlipTop, CP, w/TC	ABA2201	767580-036279		20	36.0	26.20
62001	ABS, Classic OFF, Push eN Lift, CP, w/TC	ABA2217	767580-036309		20	33.0	26.20
62070	ABS, Classic OFF, Push eN Lift, CP, w/TC - RI	ABA2217RI	767580-044618		20		15.75
62071	ABS, Classic OFF, Push eN Lift, CP, w/Metal TC - RI	ABA2217RIM	767580-044625		20		27.65
62072	ABS, Classic OFF, Push eN Lift, CP ZINC Plastic Stopper, w/TC - RI	ABA2217RIPZ	767580-044632		20		15.00
62080	ABS, Classic OFF, Push eN Lift, CP, w/TC - Trim	ABA2217TK	767580-044656		20		10.05
62002	ABS, Classic OFF, Push eN Lift, CP ZINC Plastic Stopper, w/TC	ABA2217PZ	767580-041082		20	28.0	23.65
62081	ABS, Classic OFF, Push eN Lift, CP ZINC Plastic Stopper, w/TC - Trim	ABA2217TKPZ	767580-044663		20		26.20
62003	ABS, Classic OFF, Push eN Lift, CP ZINC, w/TC	ABA2217Z	767580-044670		20	32.0	24.90
62007	PVC, Classic OFF, Push eN Lift, CP, w/TC	ABA2218	767580-036316		20	35.0	26.20
62073	PVC, Classic OFF, Push eN Lift, CP, w/TC - RI	ABA2218RI	767580-044687		20		15.75
62078	PVC, Classic OFF, Push eN Lift, CP, w/TC, Condensate - RI	ABA2218RICOS	767580-044694		20		15.75
62074	PVC, Classic OFF, Push eN Lift, CP, w/TC, Thread Cndnst - RI	ABA2218RICOT	767580-044700		20		15.75
62531	PVC, Classic OFF, Push eN Lift, CP, w/TC, Thread Cndnst, Bev Wshr - RI	ABA2218RICOTBW	767580-051296				15.10
62075	PVC, Classic OFF, Push eN Lift, CP, w/Metal TC - RI	ABA2218RIM	767580-044717		20		17.80
62076	PVC, Classic OFF, Push eN Lift, CP ZINC Plastic Stopper, w/TC - RI	ABA2218RIPZ	767580-044724		20		15.00
62077	PVC, Classic OFF, Push eN Lift, CP ZINC, w/TC - RI	ABA2218RIZ	767580-044731		20		15.75
62082	PVC, Classic OFF, Push eN Lift, CP, w/TC - Trim	ABA2218TK	767580-044748		20	7.6	10.70
62087	PVC, Classic OFF, Push eN Lift, CP ZINC Plastic Stopper, w/TC - Trim	ABA2218TKPZ	767580-044755		20	3.9	10.50
62037	PVC, Classic OFF, Push eN Lift, CP ZINC Plastic Stopper, w/TC	ABA2218PZ	767580-041075		20		23.65
62038	PVC, Classic OFF, Push eN Lift, CP ZINC, w/TC	ABA2218Z	767580-040054		20		24.90
62083	PVC, Classic OFF, Push eN Lift, CP ZINC, w/TC - Trim	ABA2218TKZ	767580-044762		20		10.50
62004	ABS, Classic OFF, Push eN Lift, ORB, w/TC	ABA2221ORB	767580-037559		20	34.0	70.95
62005	ABS, Classic OFF, Push eN Lift, SN, w/TC	ABA2221SN	767580-037221		20	34.0	70.95
62006	ABS, Classic OFF, Push eN Lift, VB, w/TC	ABA2221VB	767580-044854		20	34.0	70.95
62008	PVC, Classic OFF, Push eN Lift, ORB, w/TC	ABA2222ORB	767580-038815		20	34.0	70.95
62248	Trim Kit Half Kit Clsc TK Push eN Lift PVC ORB	ABA2222ORBTK	767580-622489		20		27.80
62249	Rough In Half Kit Clsc TK Push eN Lift PVC ORB	ABA2222ORBRI	767580-622496		20		44.00
62009	PVC, Classic OFF, Push eN Lift, SN, w/TC	ABA2222SN	767580-037238		20	34.0	70.95
62084	PVC, Classic OFF, Push eN Lift, SN, w/TC - Trim	ABA2222SNTK	767580-037986		20		27.80
62011	ABS, Classic OFF, Touch Toe, CP, w/TC	ABA2234	767580-036347		20	34.0	26.20
62012	ABS, Classic OFF, Touch Toe, CP, w/TC, Clip, & Special Stopper	ABA2234CS	767580-045028		20		26.20
62013	PVC, Classic OFF, Touch Toe, CP, w/TC, Clip, & Special Stopper	ABA2235CS	767580-038457		20		26.20
62014	PVC, Classic OFF, Touch Toe, SN, w/TC, Clip, & Special Stopper	ABA2239SNCS	767580-040603		20		70.95
62015	ABS, Classic OFF, Turn Top, CP ZINC, w/TC	ABA2250Z	767580-040801		20		23.65
62016	PVC, Classic OFF, Turn Top, CP, w/TC	ABA2251	767580-036392		20	33.0	26.20
62086	PVC, Classic OFF, Turn Top, CP, w/TC - Trim	ABA2251TK	767580-037313		20		11.05
62017	PVC, Classic OFF, Turn Top, CP ZINC, w/TC	ABA2251Z	767580-037115		20	33.0	23.65
62079	PVC, Classic OFF, Turn Top, CP ZINC, w/TC - RI	ABA2251RIZ	767580-045325		20		15.00
62085	PVC, Classic OFF, Turn Top, CP ZINC, w/TC - Trim	ABA2251TKZ	767580-045332		20	8.0	10.50
62056	ABS, Classic OFF, Turn Top, CP, w/TC & Hub Adapter	ABA2314	767580-036545		20		24.45
61050	ABS, Classic OFF, Turn Top, CP - Trim	ABA2250TK	767580-036934		20		10.70
61033	ABS, Classic OFF, Turn Top, CP - RI	ABA2250RI	767580-036927		20		26.85






















Item #	Product Description	Model Number	UPC	Cubic Ft./ Case	Units/ Case***	Lbs./ Case	List Price
<b>Half Kits - Plastic with One Hole Overflow Plate</b>							
62021	ABS, 1H OFF, Push eN Lift, CP	ABA951	767580-034114		20	28.0	26.20
62050	ABS, 1H OFF, Push eN Lift, CP - Trim	ABA951TK	767580-049477		20		11.25
62022	ABS, 1H OFF, Push eN Lift, CP, w/Clip and Test Kit	ABA951CT	767580-034213		20	32.0	27.90
62041	ABS, 1H OFF, Push eN Lift, CP, w/Clip & Test Kit - RI	ABA951RICT	767580-049507		20		16.75
62023	ABS, 1H OFF, Push eN Lift, CP ZINC, Plastic Stppr	ABA951PZ	767580-034251		20		24.15
62051	ABS, 1H OFF, Push eN Lift, CP ZINC, Plastic Stppr - Trim	ABA951TKPZ	767580-049514		20		10.20
62024	ABS, 1H OFF, Push eN Lift, CP ZINC, Plastic Stppr, w/Clip & Test Kit	ABA951PZCT	767580-034268		20		25.85
62042	ABS, 1H OFF, Push eN Lift, CP ZINC, Plastic Stppr, w/Clip & Test Kit - RI	ABA951RIPZCT	767580-049521		20		15.55
62042	ABS, 1H OFF, Push eN Lift, CP ZINC, Plastic Stppr, w/Clip & Test Kit, BW	ABA951RIPZCT	767580-051104		20		15.55
62025	ABS, 1H OFF, Push eN Lift, CP, w/Test Kit	ABA951T	767580-034275		20		26.80
62026	ABS, 1H OFF, Push eN Lift, ORB	ABA955ORB	767580-034688		20		73.25
62027	ABS, 1H OFF, Push eN Lift, SN	ABA955SN	767580-034787		20		73.25
62029	ABS, 1H OFF, Push eN Lift, VB	ABA955VB	767580-034879		20		73.25
62046	ABS, 1H OFF, Touch Toe, CP	ABA1260	767580-003103		20		26.80
62057	ABS, 1H OFF, Turn Top, SN	ABA1309SN	767580-004209		20		73.25
62059	PVC, 1H OFF, Turn Top, CP	ABA1310	767580-004230		20		26.20
62060	PVC, 1H OFF, Turn Top, CP, w/TC & Clip	ABA1310RICT	767580-041808		20		26.20
62061	PVC, 1H OFF, Turn Top, CP, w/TC & Clip, BW - Trim	ABA1310RICT	767580-041815		20		11.25
62058	PVC, 1H OFF, Turn Top, CP ZINC	ABA1310Z	767580-004261		20		25.30
62047	PVC, 1H OFF, Touch Toe, CP	ABA1263	767580-003240		20	26.0	16.90
62048	PVC, 1H OFF, Touch Toe, CP, WH Barrel CP Stopper	ABA1263S	767580-003288		20		26.20
62030	PVC, 1H OFF, Push eN Lift, CP	ABA956	767580-034923		20	28.0	26.20
62052	PVC, 1H OFF, Push eN Lift, CP - Trim	ABA956TK	767580-049590		20		10.70
62032	PVC, 1H OFF, Push eN Lift, CP, w/Clip & Metal TC	ABA956CM	767580-034954		20		31.00
62033	PVC, 1H OFF, Push eN Lift, CP, w/Clip & TC	ABA956CT	767580-034961		20		27.90
62044	PVC, 1H OFF, Push eN Lift, CP, w/Clip & TC - RI	ABA956RICT	767580-049620		20		16.75
62031	PVC, 1H OFF, Push eN Lift, CP, Plastic Stppr	ABA956P	767580-034978		20		27.65
62982	Half Kit Push eN Lift PVC CP w/1-Hole OFF w/Zinc ABS Stpr	ABA956PZ	767580-075223		20		24.15
62053	PVC, 1H OFF, Push eN Lift, CP ZINC, Plastic Stppr - Trim	ABA956TKPZ	767580-049637		20		10.70
62054	PVC, 1H OFF, Push eN Lift, CP ZINC, Plastic, w/Clip & TC - RI	ABA956RIPZCT	767580-049651		20		15.55
62039	PVC, 1H OFF, Push eN Lift, SN	ABA960SN	767580-035302		20	28.0	73.25
62040	PVC, 1H OFF, Push eN Lift, SN, w/Clip & TC	ABA960SNCT	767580-035319		20		75.00



**Half Kits - Plastic with Classic Overflow Plate**

62043	ABS, 2H OFF, Push eN Lift, CP, w/TC - RI	ABA971RIT	767580-050497		20		16.75
62018	PVC, 2H OFF, Push eN Lift, CP	ABA976	767580-035678		20	30.0	26.20
62055	PVC, 2H OFF, Push eN Lift, CP - Trim	ABA976TK	767580-041303		20		11.25
62036	PVC, 2H OFF, Push eN Lift, CP ZINC	ABA976Z	767580-035760		20		26.80
62210	Half Kit Push eN Lift PVC CP w/2-Hole OFF w/TK	ABA976RIT	767580-035685		20		16.60
62034	PVC, 2H OFF, Push eN Lift, CP ZINC, w/TC	ABA976RIZT	767580-035692		20		15.55
62035	PVC, 2H OFF, Push eN Lift, CP, w/Clip	ABA976C	767580-035708		20		27.65
62049	PVC, 2H OFF, Touch Toe, CP	ABA1285	767580-003738		20	26.0	26.80
62045	PVC, 2H OFF, Touch Toe, CP, Special Barrel	ABA1285CS	767580-003776		20		26.20
62062	PVC, 2H OFF, Turn Top, CP	ABA1335	767580-004650		20	26.0	26.20
62464	Half Kit Turn Top PVC CP 2-Hole OFF w/TK	ABA1335RIT	767580-004674		20		15.75
62510	Half Kit Trim Turn Top PVC CP 2-Hole OFF w/Screws	ABA1335TK	767580-041839		20		11.25
62063	PVC, 2H OFF, Turn Top, CP, w/Clip	ABA1335C	767580-004698		20		27.65
62064	PVC, 2H OFF, Turn Top, CP, w/Clip and TC	ABA1335CT	767580-004704		20		27.90
62065	PVC, 2H OFF, Turn Top, CP ZINC, w/Clip	ABA1335ZC	767580-004735		20		27.65
62066	PVC, 2H OFF, Turn Top, CP ZINC, w/Clip & TC	ABA1335ZCT	767580-004742		20		25.30
62068	PVC, 2H OFF, Turn Top, SN	ABA1339SN	767580-004841		20	32.0	73.25
62069	PVC, 2H OFF, Turn Top, VB	ABA1339VB	767580-004865		20	32.0	73.25
62067	PVC, 2H OFF, Turn Top, CP, w/Condensate, TC, and Clip	ABA1345ZCT	767580-005008		20		32.50



Item #	Product Description	Model Number	UPC	Cubic Ft./ Case	Units/ Case***	Lbs./ Case	List Price	
<b>Finish Kits</b>								
64054	Classic OFF, Push eN Lift, ORB, Pipe Size	ABA2378ORB	767580-038358		20	14.0	54.60	
64055	Classic OFF, Push eN Lift, SN, Pipe Size	ABA2378SN	767580-038846		20	14.0	54.60	
64056	Classic OFF, Push eN Lift, SP, Pipe Size	ABA2378SP	767580-037306		20	14.0	54.60	
64058	Classic OFF, Push eN Lift, VB, Pipe Size	ABA2378VB	767580-038648		20	14.0	54.60	
64059	Classic OFF, Push eN Lift, W, Pipe Size	ABA2378W	767580-039676		20	14.0	54.60	
64060	Classic OFF, Turn Top, ORB, Pipe Size	ABA2372ORB	767580-040238		20	16.6	54.60	
64061	Classic OFF, Turn Top, SN, Pipe Size	ABA2372SN	767580-038396		20	16.6	54.60	
64062	Classic OFF, Turn Top, VB, Pipe Size	ABA2372VB	767580-045929		20	16.6	54.60	
62020	1H OFF, Flip Top, CP, incl Cvtr Bar, LONG	ABA166811	767580-010859		20		29.70	
64008	1H OFF, Push eN Lift, CP, incl Bshg & Cvtr Bar	ABA1658	767580-010552		20		28.85	
64009	1H OFF, Push eN Lift, CP, incl Bshg & Cvtr Bar, LONG	ABA1658L	767580-010606		20	21.0	28.85	
62019	1H OFF, Push eN Lift, CP, incl Cvtr Bar, LONG	ABA1668L	767580-010873		20	21.0	29.70	
64002	1H OFF, Push eN Lift, ORB	ABA1619ORB	767580-009662		20		61.90	
64019	1H OFF, Push eN Lift, ORB, incl Bshg & Cvtr Bar	ABA1662ORB	767580-010743		20		64.25	
64013	1H OFF, Push eN Lift, ORB, incl Bshg & Cvtr Bar - Carded	ABA1662ORBCARD			20		61.90	
64020	1H OFF, Push eN Lift, PB, incl Bshg & Cvtr Bar	ABA1660	767580-010637		20		64.00	
64015	1H OFF, Push eN Lift, PN, incl Bshg & Cvtr Bar - Carded	ABA1662PNCARD			20		64.25	
64003	1H OFF, Push eN Lift, SN	ABA1619SN	767580-009686		20		61.90	
64021	1H OFF, Push eN Lift, SN, incl Bshg & Cvtr Bar	ABA1662SN	767580-010781		20		64.25	
64004	1H OFF, Push eN Lift, VB	ABA1619VB	767580-009709		20		61.90	
64023	1H OFF, Push eN Lift, VB, incl Bshg & Cvtr Bar	ABA1662VB	767580-010811		20		64.25	
64026	1H OFF, Touch Toe, CP, incl Bshg & Cvtr Bar	ABA1700	767580-011337		20		28.75	
64028	1H OFF, Touch Toe, PB, incl Bshg & Cvtr Bar - Carded	ABA1702CARD			21		70.45	
64030	1H OFF, Turn Top, BI, incl Bshg & Cvtr Bar - Carded	ABA1714BICARD			23		70.90	
64049	1H OFF, Turn Top, CP, incl Bshg & Cvtr Bar	ABA1710	767580-011566		20		29.40	
64029	1H OFF, Turn Top, CP, incl Bshg & Cvtr Bar - Carded	ABA1710CARD			22		32.35	
64032	1H OFF, Turn Top, ORB, incl Bshg & Cvtr Bar - Carded	ABA1714ORBCARD			25		70.90	
64033	1H OFF, Turn Top, SN, incl Bshg & Cvtr Bar - Carded	ABA1714SNCARD			26		77.95	
64034	1H OFF, Turn Top, SP, incl Bshg & Cvtr Bar - Carded	ABA1714SPCARD			27		70.90	
64035	1H OFF, Turn Top, W, incl Bshg & Cvtr Bar - Carded	ABA1714WCARD			28		70.90	
64005	2H OFF, Push eN Lift, VB	ABA1624VB	767580-009846		20		61.90	
64048	2H OFF, Turn Top CP	ABA1555	767580-008658		20	19.0	23.85	
64001	Push eN Lift, CP	ABA1625	767580-009860		20	16.0	19.05	
64050	Push eN Lift, CP, w/6899 Bshg	ABA16356899	767580-010088		20		26.30	
64051	Push eN Lift, ORB, w/6899 Bshg	ABA16396899ORB	767580-010170		20		65.20	
64052	Push eN Lift, SN, w/6899 Bshg	ABA16396899SN	767580-010187		20		65.20	
64053	Push eN Lift, VB, w/6899 Bshg	ABA16396899VB	767580-039454		20		65.20	
64024	Toe Touch, CP	ABA1530	767580-008252		20	12.0	19.70	
64041	Trip Lever, AB - Carded	ABA1723ABCARD			12		53.10	
64036	Trip Lever, CP	ABA1720	767580-011719		12		21.80	
64039	Trip Lever, ORB	ABA1723ORB	767580-011894		12		53.10	
64040	Trip Lever, SN	ABA1723SN	767580-011948		12		53.10	
64940	Trip Lever, SN - Carded	ABA1723SNCARD			12		53.10	
64047	Trip Lever, SP - Carded	ABA1753SPCARD			20		50.95	
64000	Turn Top, CP	ABA1560	767580-008757		20	13.0	19.05	
<b>Waste Kits</b>								
64064	ABS Waste Only, Turn Top, CP, Straight adapter	ABA1361	767580-005220		20		23.65	
64063	ABS Waste Only, Touch Toe, CP, Straight adapter	ABA1391	767580-005619		20		23.15	
<b>Stoppers</b>								
63003	Stopper, Toe Touch, CP	ABA1580	767580-009037		20	1.1	11.95	
63005	Stopper, Push eN Lift, CP	ABA1595	767580-009242		20	6.0	12.35	
63004	Stopper, Push eN Lift, CP, including 3/8" and 5/16" Brass Posts	ABA1648	767580-010422		20	8.4	13.60	
63009	Stopper, Push eN Lift, For use in FINE Thread Parts 1630-1643, 1658-1671	ABA1684	767580-043536		20		21.65	
<b>Overflow Plates</b>								
63002	OFF Plate, Classic, CP	ABA2340	767580-036583		15	0.8	7.45	
63001	OFF Plate, 1H, CP	ABA6835	767580-022135		15	1.5	5.80	
<b>Accessories</b>								
64900	Basket Strainer Brss 3 1/2" ORB, Solid Brass	ABA96351ORB	767580-049743		1		100.45	
64901	Basket Strainer Brss 3 1/2" ORB, Flange w/o Stopper	ABA96351ORBRI	767580-049781		1	0.3	67.50	
* 63000	Cvtr Bar, Metal, 1 hole to 2 hole	ABA4227	767580-017780		10	0.1	4.10	
* 69510	Test Kit, Plastic, 2 Hole	ABA6919	767580-023095		12	2.6	8.70	
* 69513	Washer, Rubber Strainer	ABA6850	767580-022333		15	0.8	1.75	
* 69514	Washer, Bathwaste OFF	ABA6854	767580-047992		15	1.4	1.75	
* 69516	Washer, Bathwaste OFF, Sponge	ABA6859	767580-022449		15	0.2	1.75	
* 69579	Wrench, Bathtub Strainer	ABA6705CARD	767580-002588		12		4.30	

\* Item does NOT qualify for Category Discount Program.

Item #	Product Description	Model Number	UPC	Cubic Ft./ Case	Units/ Case***	Lbs./ Case	List Price
--------	---------------------	--------------	-----	-----------------	----------------	------------	------------

**CATEGORY 19 - LAV DRAINS, CLEANOUT COVERS/PLUGS**



**CLEANOUT COVERS - ABS FLAT with 2-1/2" WOOD SCREW**

68400	ABS 4 1/2" CP	ABA1645	767580010392		25	2.50	5.70
68401	ABS 5 1/2" CP	ABA1655	767580010521		25	2.50	6.35
68402	ABS 7 1/2" CP	ABA1675	767580043499		25	5.00	9.40
68870	ABS 9 1/2" CP	ABA1695	767580011306		25		13.15
68403	ABS 4 1/2" WH	ABA1646	767580010408		25	1.25	3.70
68404	ABS 5 1/2" WH	ABA1656	767580010538		25	2.50	4.25
68869	ABS 7 1/2" WH	ABA1676	767580011115		25		6.30
68871	ABS 9 1/2" WH	ABA1696	767580011313		25		9.55



**CLEANOUT COVERS - ABS BELL with 2-1/2" WOOD SCREW**

68450	ABS 4 1/2" CP	ABA1745	767580012440		25	2.50	10.20
68451	ABS 5 1/2" CP	ABA1755	767580012549		25	3.75	12.15
68452	ABS 7 1/2" CP	ABA1775	767580012709		25	5.00	13.40
68806	ABS 9 1/2" CP	ABA1795	767580012846		25		19.75
68453	ABS 4 1/2" WH	ABA1746	767580012457		25	2.50	7.65
68454	ABS 5 1/2" WH	ABA1756	767580012556		25	2.50	8.60
68455	ABS 7 1/2" WH	ABA1776	767580012716		25	5.00	10.10
68807	ABS 9 1/2" WH	ABA1796	767580012853		25		14.95



**CLEANOUT COVERS - STAINLESS STEEL, 24 GA with Screw**

68813	3" Stainless Steel 24 GA	ABA1840	767580013058		25		2.95
68480	4" Stainless Steel 24 GA	ABA1841	767580013065		25	3.44	4.10
68481	5" Stainless Steel 24 GA	ABA1842	767580013089		25	4.53	5.75
68482	6" Stainless Steel 24 GA	ABA1843	767580013096		25	7.03	7.90
68819	7" Stainless Steel 24 GA	ABA1844	767580013119		25		11.40
68820	8" Stainless Steel 24 GA	ABA1845	767580013126		25		11.80
68823	10" Stainless Steel 24 GA	ABA1848	767580013140		25		29.20



**Cleanout Cover Floor Plates - 16 Gauge**

83569	3" Cover Plate for 1/2" & 2" Cleanout Fitting	83569	012181-835692	0.188	25	4	5.00
83570	4" Cover Plate for 3" Cleanout Fitting	83570	012181-835702	0.270	25	6	6.75
83571	5" Cover Plate for 4" Cleanout Fitting	83571	012181-835715	0.520	25	8	10.30
83572	6" Cover Plate for 4" & 5" Cleanout Fitting	83572	012181-835722	0.750	25	11	13.95
83573	8" Cover Plate for 6" Cleanout Fitting	83573	012181-835739	0.667	10	21	25.70
83574	10" Cover Plate for 8" Cleanout Fitting	83574	012181-835746	1.170	10	40	49.10



**P-Traps**

68300	P-Trap LA Cast 1 1/2x1 1/2" RB	ABA102	767580001239		25	47.5	42.85
68301	P-Trap LA Cast 1 1/2x1 1/2" CP	ABA107	767580001598		25	42.8	85.35
68302	P-Trap LA Cast 1 1/2x1 1/4" CP	ABA108	767580001611		25	0.0	85.35
69511	PTrap LA Style 1.5"x15" ABS	ABA3221A	767580-016363		50	20.3	5.50



**Lav Drains**

68303	Lav Drain Push eN Lift ABS CP	ABA1725	767580012037		12	3.0	24.10
68304	Lav Drain Push eN Lift Brass CP	ABA1728	767580012051		12	11.8	39.10
68308	Lav Drain PopUp 1 1/4" CP	ABA1733	767580012327		20		21.45
68309	Lav Drain Grid 1 1/4" CP	ABA1736	767580012358		20	13.9	17.65
68361	Offset Grid Drain 1 1/4" CP	ABA1739	767580012426		20		34.00



**QUICK-FIT CLEANOUT FITTING**

68800	Quick-Fit ABS Fits inside 2" S40 DWV	ABA200A	767580013706		50	2.50	4.25
68827	Quick-Fit PVC Fits inside 2" S40 DWV	ABA200P	767580013737		50	2.50	4.25
68801	Quick-Fit ABS Fits inside 3" S40 DWV	ABA300A	767580015250		50	2.50	4.85
68872	Quick-Fit PVC Fits inside 3" S40 DWV	ABA300P	767580015281		50	2.50	4.85
68802	Quick-Fit ABS Fits inside 4" S40 DWV	ABA400A	767580017216		50	2.50	6.15
68864	Quick-Fit PVC Fits inside 4" S40 DWV	ABA400P	767580017247		50	2.50	6.15




**QUICK-FIT CLEANOUT FITTING AND PLUG**

68500	Quick-Fit ABS Fits inside 2" S40 DWV	ABA200CA	767580013713		50	2.50	4.85
68503	Quick-Fit PVC Fits inside 2" S40 DWV	ABA200CP	767580013720		50	2.50	4.85
68501	Quick-Fit ABS Fits inside 3" S40 DWV	ABA300CA	767580015267		50	5.00	7.60
68504	Quick-Fit PVC Fits inside 3" S40 DWV	ABA300CP	767580015274		50	7.50	7.60
68502	Quick-Fit ABS Fits inside 4" S40 DWV	ABA400CA	767580017223		50	10.00	8.55
68505	Quick-Fit PVC Fits inside 4" S40 DWV	ABA400CP	767580017230		50	10.00	8.55
68825	Quick-Fit ABS Fits inside 2" S40 DWV w/Insert	ABA200CAI	767580044496		50	3.00	7.30
68826	Quick-Fit PVC Fits inside 2" S40 DWV w/Insert	ABA200CPI	767580044502		50	3.00	7.30
68804	Quick-Fit ABS Fits inside 3" S40 DWV w/Insert	ABA300CAI	767580046124		50	5.50	9.90
68805	Quick-Fit PVC Fits inside 3" S40 DWV w/Insert	ABA300CPI	767580046131		50	8.00	9.90
68862	Quick-Fit ABS Fits inside 4" S40 DWV w/Insert	ABA400CAI	767580046278		50	10.50	12.10
68863	Quick-Fit PVC Fits inside 4" S40 DWV w/Insert	ABA400CPI	767580046285		50	10.50	12.10



Item #	Product Description	Model Number	UPC	Cubic Ft./ Case	Units/ Case***	Lbs./ Case	List Price
<b>FLUSH-TITE CLEANOUT</b>							
85916	2" x 3" PVC Flush-Tite Cleanout with plastic plug	4895	012181-859162	0.150	10	5	8.85
85917	2" x 3" ABS Flush-Tite Cleanout with plastic plug	5895	012181-859179	0.150	10	4	8.05
85918	3" x 4" PVC Flush-Tite Cleanout with plastic plug	4896	012181-859186	0.231	10	7	10.75
85919	3" x 4" ABS Flush-Tite Cleanout with plastic plug	5896	012181-859193	0.231	10	5	11.10
85921	2" x 3" PVC Flush-Tite Cleanout with all brass plug	4897	012181-859216	0.150	10	6	12.05
85922	3" x 4" PVC Flush-Tite Cleanout with all brass plug	4898	012181-859226	0.231	10	8	14.60
<b>COUNTERSUNK CLEANOUT PLUG, PLASTIC</b>							
68506	Countersunk 1-1/2" ABS	ABA3051CA	767580015496		50	2.50	1.45
68514	Countersunk 1-1/2" PVC	ABA3051CP	767580015519		50	2.50	1.45
68507	Countersunk 2" ABS	ABA3052CA	767580015557		50	2.50	1.85
68515	Countersunk 2" PVC	ABA3052CP	767580015571		50	2.50	1.85
68512	Countersunk 2-1/2" ABS	ABA3055CA	767580015731		50	2.50	3.40
68860	Countersunk 2-1/2" PVC	ABA3055CP	767580015755		50	2.50	3.40
68509	Countersunk 3" ABS	ABA3053CA	767580015618		50	7.50	4.35
68516	Countersunk 3" PVC	ABA3053CP	767580015632		50	7.50	4.35
68513	Countersunk 3-1/2" ABS	ABA3056CA	767580015793		25	7.50	4.60
68518	Countersunk 3-1/2" PVC	ABA3056CP	767580015816		25	7.50	4.60
68511	Countersunk 4" ABS	ABA3054CA	767580015670		25	5.00	5.25
68517	Countersunk 4" PVC	ABA3054CP	767580015694		25	5.00	5.25
<b>COUNTERSUNK CLEANOUT PLUG w/INSERT</b>							
68853	Countersunk 1-1/2" ABS w/Insert	ABA3051CAI	767580015502		20	2.50	2.85
68854	Countersunk 1-1/2" PVC w/Insert	ABA3051CPI	767580015526		20	2.50	2.85
68508	Countersunk 2" ABS w/Insert	ABA3052CAI	767580015564		20	2.50	3.05
68855	Countersunk 2" PVC w/Insert	ABA3052CPI	767580015588		20	2.50	3.05
68859	Countersunk 2-1/2" ABS w/Insert	ABA3055CAI	767580015748		20	2.50	4.75
68510	Countersunk 3" ABS w/Insert	ABA3053CAI	767580015625		20	7.50	5.40
68856	Countersunk 3" PVC w/Insert	ABA3053CPI	767580015649		20	8.00	5.40
69780	Countersunk 3-1/2" ABS w/Insert	ABA3056CAI	767580015809		20	8.00	5.70
68861	Countersunk 3-1/2" PVC w/Insert	ABA3056CPI	767580015823		20	8.00	5.70
68857	Countersunk 4" ABS w/Insert	ABA3054CAI	767580015687		20	10.50	6.20
68858	Countersunk 4" PVC w/Insert	ABA3054CPI	767580015700		20	10.50	6.20
<b>SQUARE HEAD CLEANOUT PLUG</b>							
68490	Square Head ABS 1-1/2"	ABA3051RA	767580015533		50	2.50	1.20
68756	Square Head PVC 1-1/2"	ABA3051RP	767580015540		50	2.19	1.20
68491	Square Head ABS 2"	ABA3052RA	767580015595		50	2.50	1.35
68757	Square Head PVC 2"	ABA3052RP	767580015601		50	2.81	1.35
68494	Square Head ABS 2-1/2"	ABA3055RA	767580015779		50	5.00	4.00
68760	Square Head PVC 2-1/2"	ABA3055RP	767580015786		50	4.38	4.00
68752	Square Head ABS 3"	ABA3053RA	767580015656		50	18.44	3.15
68758	Square Head PVC 3"	ABA3053RP	767580015663		50	6.56	3.15
68755	Square Head ABS 3-1/2"	ABA3056RA	767580015830		25	5.00	3.50
68761	Square Head PVC 3-1/2"	ABA3056RP	767580015847		25	4.38	3.50
68493	Square Head ABS 4"	ABA3054RA	767580015717		25	12.50	4.35
68759	Square Head PVC 4"	ABA3054RP	767580015724		25	15.00	4.35
<b>BRASS SQUARE HEAD CLEANOUT PLUG</b>							
68600	Square Head Brass LA Style 1-1/2"	ABA175	767580012464		25	45.00	7.20
68601	Square Head Brass LA Style 2"	ABA176	767580012563		25	60.00	9.55
68602	Square Head Brass LA Style 2-1/2"	ABA177	767580012624		20	68.75	14.75
68603	Square Head Brass LA Style 3"	ABA178	767580012723		15	52.50	21.35
68604	Square Head Brass LA Style 3-1/2"	ABA179	767580012815		10	63.44	23.40
68605	Square Head Brass LA Style 4"	ABA180	767580012860		10	73.44	35.30
68811	Square Head Brass LA Style 5"	ABA181	767580012952		5		68.30
68812	Square Head Brass LA Style 6"	ABA182	767580013003		5		89.60
<b>BRASS SLOTTED CLEANOUT PLUG, LA STYLE</b>							
68828	Slotted Brass LA Style 1-1/2"	ABA201	767580013744		25	11.00	10.85
68650	Slotted Brass LA Style 2"	ABA202	767580013850		25	15.63	11.20
68651	Slotted Head Brass LA Style 2-1/2"	ABA203	767580013959		20	17.00	19.15
68652	Slotted Head Brass LA Style 3"	ABA204	767580014000		15	18.00	22.65
68653	Slotted Head Brass LA Style 3-1/2"	ABA205	767580014017		10	47.81	25.70
68654	Slotted Head Brass LA Style 4"	ABA206	767580014024		10		40.35
68829	Slotted Head Brass LA Style 5"	ABA207	767580014123		5		79.00
68830	Slotted Head Brass LA Style 6"	ABA208	767580014185		5		127.40



Item #	Product Description	Model Number	UPC	Cubic Ft./ Case	Units/ Case***	Lbs./ Case	List Price
<b>BRASS SLOTTED CLEANOUT PLUG, LA STYLE, TAPPED</b>							
68655	Slotted & Tapped 5/16" Brass LA Style 1-1/2"	ABA215	767580014239		25	11.56	16.95
68656	Slotted & Tapped 5/16" Brass LA Style 2"	ABA216	767580014277		25	16.56	16.85
68831	Slotted & Tapped 5/16" Brass LA Style 2-1/2"	ABA217	767580014284		20	17.94	25.85
68657	Slotted & Tapped 5/16" Brass LA Style 3"	ABA218	767580014291		15	18.00	29.35
68658	Slotted & Tapped 5/16" Brass LA Style 3-1/2"	ABA219	767580014307		10	19.63	31.85
68659	Slotted & Tapped 5/16" Brass LA Style 4"	ABA220	767580014314		10	25.13	45.10
68832	Slotted & Tapped 5/16" Brass LA Style 5"	ABA221	767580014321		5		82.70
68833	Slotted & Tapped 5/16" Brass LA Style 6"	ABA222	767580014338		5		129.10
69257	Slotted & Tapped 1/4" Brass LA Style 1-1/2"	ABA21514	767580055294		25	11.56	15.25
69267	Slotted & Tapped 1/4" Brass LA Style 2"	ABA21614	767580075292		25	16.56	15.45
69258	Slotted & Tapped 1/4" Brass LA Style 2-1/2"	ABA21714	767580055300		20	17.94	23.25
69284	Slotted & Tapped 1/4" Brass LA Style 3"	ABA21814	767580076596		15	18.00	26.40
69285	Slotted & Tapped 1/4" Brass LA Style 5"	ABA22114	767580076602		5		76.90
<b>BRASS SQUARE HEAD CLEANOUT PLUG, SOUTHERN STYLE</b>							
68700	Square Head Brass Southern Style 1-1/2"	ABA235	767580014390		25	7.50	3.55
68701	Square Head Brass Southern Style 2"	ABA236	767580014420		25	7.50	5.95
68837	Square Head Brass Southern Style 2-1/2"	ABA237	767580014451		20	10.00	7.00
68839	Square Head Brass Southern Style 3"	ABA238	767580014482		15	15.00	8.85
68702	Square Head Brass Southern Style 3-1/2"	ABA239	767580014512		10	11.25	14.70
68703	Square Head Brass Southern Style 4"	ABA240	767580014543		10	13.75	14.80
68843	Square Head Brass Southern Style 5"	ABA241	767580014628		5		28.85
68845	Square Head Brass Southern Style 6"	ABA242	767580014659		5		33.10
69778	Square Head Brass Southern Style 8"	ABA243	767580055362		1		107.95
69779	Square Head Brass Southern Style 10"	ABA244	767580055379		1		141.35
<b>BRASS COUNTERSUNK CLEANOUT PLUG, SOUTHERN STYLE</b>							
68834	Countersunk Brass Southern Style 1-1/2"	ABA235CS	767580014406		25	8.00	4.30
68750	Countersunk Brass Southern Style 2"	ABA236CS	767580045837		25	9.69	6.40
68751	Countersunk Brass Southern Style 2-1/2"	ABA237CS	767580014468		20	14.38	8.50
68492	Countersunk Brass Southern Style 3"	ABA238CS	767580014499		15	7.50	9.75
68753	Countersunk Brass Southern Style 3-1/2"	ABA239CS	767580014529		10	20.00	13.10
68754	Countersunk Brass Southern Style 4"	ABA240CS	767580014604		10	27.50	17.20
68844	Countersunk Brass Southern Style 5"	ABA241CS	767580014635		5		24.15
68846	Countersunk Brass Southern Style 6"	ABA242CS	767580014666		5		30.15
<b>BRASS COUNTERSUNK CLEANOUT PLUG, SOUTHERN STYLE, TAPPED</b>							
68835	Countersunk Tapped 5/16" Brass, 1-1/2"	ABA235CST	767580014413		10		4.85
68836	Countersunk Tapped 5/16" Brass, 2"	ABA236CST	767580045844		10		6.60
68838	Countersunk Tapped 5/16" Brass, 2-1/2"	ABA237CST	767580014475		10		8.75
68840	Countersunk Tapped 5/16" Brass, 3"	ABA238CST	767580014505		10		10.00
68841	Countersunk Tapped 5/16" Brass, 3-1/2"	ABA239CST	767580014536		10		14.35
68842	Countersunk Tapped 5/16" Brass, 4"	ABA240CST	767580014611		10		19.05
69272	Countersunk Tapped 5/16" Brass, 5"	ABA241CST	767580076022		5		24.15
68847	Countersunk Tapped 5/16" Brass, 6"	ABA242CST	767580014673		5		32.75
69268	Countersunk Tapped 1/4" Brass, 2"	ABA236CST14	767580075384		10		6.60
69287	Countersunk Tapped 1/4" Brass, 3"	ABA238CST14	767580076886		10		10.00
69288	Countersunk Tapped 1/4" Brass, 3-1/2"	ABA239CST14	767580076893		10		14.35
69281	Countersunk Tapped 1/4" Brass, 4"	ABA240CST14	767580076527		10		19.05
69282	Countersunk Tapped 1/4" Brass, 6"	ABA242CST14	767580076534		5		32.75



Item #	Product Description	Model Number	UPC	Cubic Ft./ Case	Units/ Case***	Lbs./ Case	List Price
--------	---------------------	--------------	-----	-----------------	----------------	------------	------------

**CATEGORY 22 - AIR ADMITTANCE VALVES**



**MAXI VENT**

20342	4" Push-Fit Rubber Connector	20342	764651-203424		6	6	51.15
20302	4" Push-Fit Rubber Connector	20302	764651-203028		25	25	51.15



**MINI VENT**

20341	1 1/2" or 2" PVC Adapter	20341	764651-203417		6	3	33.15
20301	1 1/2" or 2" PVC Adapter	20301	764651-203011		24	11	33.15
20340	1 1/2" or 2" ABS Adapter	20340	764651-203400		6	3	33.15
20300	1 1/2" or 2" ABS Adapter	20300	764651-203004		24	11	33.15



**X-PACK MINI VENT**

20305	1 1/2" or 2" PVC Adapter	20305	764651-203059		40	10	30.85
20336	1 1/2" or 2" ABS Adapter	20336	764651-203363		40	10	30.85



**REDI-VENT AAV WITH TUBULAR ADAPTER TEE**

20391	AAV Tee Redi-Vent Air Admittance Valve with Tubular Adapter	20391	764651203912		6	1.875	29.20
-------	---	-------	--------------	--	---	-------	-------



**REDI-VENT**

		Boxed					
20346	1 1/2" or 2" PVC Adapter	20346	764651-203462		24	4	29.30
20349	1 1/2" or 2" ABS Adapter	20349	764651-203493		24	4	29.30
		Bulk					
20299	1 1/2" or 2" PVC	20299	764651-202991		60	8	26.40
20298	1 1/2" or 2" ABS	20298	764651-202981		60	8	26.40
20386	1 1/2" or 2" PVC	20386	764651-203868		120	17	26.40
20389	1 1/2" or 2" ABS	20389	764651-203899		120	17	26.40




**MAXI-CAP**

20398	Fits on Maxi Vent	20398	764651-203981		1	25	23.25
-------	-------------------	-------	---------------	--	---	----	-------



**RECESS BOX**

20380	Mini Recess Box	20380	764651-203806		10	19	15.65
20385	Mini Recess Box, Grille only	20385	764651-203851		20	2	3.30
20381	Mini Recess Box with Redi-Vent AAV	20381	764651-203813		10	24	37.25
82456	Fire Rated Air Admittance Valve Outlet Box, 1 1/2" female adaptor incl FRAAV12		012181-824566	0.810	5	11	63.30



**PAPA Vent**

20357	Positive Air Pressure Attenuator (PAPA Vent)	20357	764651-203578		1	10	624.95
-------	--	-------	---------------	--	---	----	--------



**TEC-VENT**

20344	Tech Vent	20344	764651-203448		24	24	43.55
-------	-----------	-------	---------------	--	----	----	-------



**CHEM-VENT**

20345	FR-PP sch 40 tail piece	20345	764651-203455		12	5	131.60
-------	-------------------------	-------	---------------	--	----	---	--------



**MAXI-FILTRA**

20297	4" Rubber Gasket	20297	764651-202977		25	11	51.15
<i>Note: No hub type coupling required for 3" Pipe Connection</i>							
20700	Replacement Cartridge	20700	764651-207000		5		14.00



Item #	Product Description	Model Number	UPC	Cubic Ft./ Case	Units/ Case***	Lbs./ Case	List Price
--------	---------------------	--------------	-----	-----------------	----------------	------------	------------

**CATEGORY 24 - UNDERSINK PROTECTION SYSTEMS**



**Lav Guard 2**

82188	One Angle Valve and Supply Cover	99-EZ	612980-099037		15	15	18.45
82189	One 16" Extension for Water Supply	EX99-EZ	612980-099136		15	11	18.10
82190	One P-Trap Cover	100-EZ	612980-100037		15	27	18.05
82199	One P-Trap Cover	400	612980-400014		15	30	19.05
82191	One 16" Ext for Drain Waste Arm or Tailpiece	EX100-EZ	612980-100139		15	27	17.50
82192	One P-Trap Cover, One angle Valve & Supply Cover	101-EZ	612980-101034		15	33	35.35
82200	One P-Trap Cover, One angle Valve & Supply Cover	401	612980-401011		15	36	37.30
82193	One P-Trap Cover, Two angle Valve & Supply Cover	102-EZ	612980-102031		15	41	45.35
82201	One P-Trap Cover, Two angle Valve & Supply Cover	402	612980-402011		15	42	45.35
82194	One P-Trap Cover, Two angle Valve & One offset cover	103-EZ	612980-103038		15	46	56.80
82195	One 5" Offset Tailpiece Wheelchair Strainer Assembly	105-EZ	612980-105032		15	9	11.25
82196	Kohler 6" Offset	105-K	612980-105219		15	9	11.90
82197	One Basket Strainer Cover & Offset Waste Cover	106-EZ	612980-106039		15	35	65.55
82198	Two Basket Strainer Covers & Center or End Outlet Waste Cover	107-EZ	612980-107039		1	4	88.45



**Basin Guard**

82234	36" Basin Guard-White	36W	n/a		1	12	219.60
82233	36" Basin Guard-Bone	36B	n/a		1	12	219.60
82236	42" Basin Guard-White	42W	n/a		1	14	238.95
82235	42" Basin Guard-Bone	42B	n/a		1	14	246.85



**Lav Shield**

82202	Standard Lav-Shield	2018	n/a		1	7	154.45
82232	Lav-Shield with 7 Tamper Resistant Screws/Fasteners	2018-1-TR	n/a		1	7	166.95
82203	American Standard Comrade	2018-AS-C	n/a		1	7	162.95
82204	American Standard Declyn	2018-AS-D	n/a		1	7	162.95
82205	American Standard Lucerne	2018-AS-L	n/a		1	7	154.45
82206	American Standard Muro	2018-AS-M	n/a		1	7	157.75
82207	American Standard	2018-AS-OL	n/a		1	7	162.95
82208	Old Lucerne American Standard Roxalyn	2018-AS-R	n/a		1	7	162.95
82209	Bradley Imperial	2018-BD-I	n/a		1	7	162.95
82210	Briggs Whitman	2018-BR-W	n/a		1	7	162.95
82211	Crane Harwich	2018-CR-H	n/a		1	7	162.95
82212	Crane Norwich	2018-CR-N	n/a		1	7	162.95
82213	Crane Westmont	2018-CR-W	n/a		1	7	162.95
82214	Crane Yorkshire	2018-CR-Y	n/a		1	7	162.95
82215	Eljer Blair	2018-EL-B	n/a		1	7	162.95
82216	Eljer Delwyn	2018-EL-D	n/a		1	7	162.95
82217	Eljer Mayburne	2018-EL-M	n/a		1	7	162.95
82218	Eljer Signature	2018-EL-S	n/a		1	7	162.95
82219	Eljer Bucknell	2018-EL-U	n/a		1	7	162.95
82220	Gerber Hayes	2018-GR-H	n/a		1	7	162.95
82221	Gerber Plymouth	2018-GR-P	n/a		1	7	162.95
82222	Kohler Chesapeake	2018-KO-C	n/a		1	7	154.45
82223	Kohler Greenwich, Model 202	2018-KO-G	n/a		1	7	157.75
97922	Kohler Greenwich, Model 203	2018-KON-G1	n/a		1	7	154.45
82224	Kohler Hudson	2018-KO-H	n/a		1	7	162.95
82225	Kohler Kingston	2018-KO-K	n/a		1	7	154.45
82226	Kohler Soho	2018-KO-S	n/a		1	7	162.95
82228	Mansfield 2018 HB-NS	2018-MA-N	n/a		1	7	162.95
82229	Toto LT307	2018-TO-L	n/a		1	7	157.75



**SoftGuard Plus (25 Flame Spread/450 Smoke Index)**

82521	Supply and Valve cover - White	82521	012181-825211		10	3	22.40
82522	P-Trap cover only - White	82522	012181-825228		10	4	22.95
82523	Offset cover only - White	82523	012181-825235		10	3	19.80
82524	P-Trap/1 valve - White	82524	012181-825242		10	5	35.15
82525	P-Trap/2 valve covers - White	82525	012181-825259		10	8	47.95
82527	P-Trap/2 valve covers & 1 offset cover - White	82527	012181-825273		10	9	68.10
82492	Supply and Valve cover - Black	82492	012181-824924		10	3	22.90
82493	P-Trap cover only - Black	82493	012181-824931		10	4	23.45
82494	Offset cover only - Black	82494	012181-824948		10	3	19.80
82495	P-Trap/1 valve - Black	82495	012181-824955		10	5	35.15
82496	P-Trap/2 valve covers - Black	82496	012181-824962		10	8	47.95

