

The issuance of this price list is not an offer to sell the goods listed herein at the prices stated.

COUPLING

STYLE NO. P100
H x H



Size	Item No.	Master Qty	Skid Qty	List
1 1/4	05932	100	8,000	5.60
1 1/2	05933	100	5,600	1.17
2	05934	100	4,900	1.61
3	05935	60	1,080	5.58
4	05936	25	700	9.57
6	06143	15	180	30.29
8	06145	6	72	51.05

EMALE ADAPTER

STYLE NO. P101
FPT x H



Size	Item No.	Master Qty	Skid Qty	List
1 1/4	05868	100	8,000	12.38
1 1/2	05866	100	5,600	2.26
2	05867	100	4,900	3.84
3	05869	30	1,470	10.31
4	06396	10	560	13.16
6	06147	10	180	43.42

PIPE INCREASER / REDUCER

STYLE NO. P102
H x H



Size	Item No.	Master Qty	Skid Qty	List
1 1/2 x 2	05948	25	3,600	3.60
1 1/2 x 3	05949	25	1,400	10.78
2 x 3	05950	20	1,600	8.16
2 x 4	05951	10	800	16.44
3 x 4	05952	20	1,120	17.29
4 x 6	05981	5	140	68.33

TRAP ADAPTER, MALE,

W / 1 PIECE POLY NUT

STYLE NO. P103P
SP x SJ



Size	Item No.	Master Qty	Skid Qty	List
1 1/4	06309*	50	7,200	4.65
1 1/2	06393	50	5,600	4.51
1 1/2 x 1 1/4	06379	75	6,000	4.97

TRAP ADAPTER, MALE, W / PLASTIC NUT &

1 1/2 X 1 1/4 WASHER

STYLE NO. P103R
SP x SJ



Size	Item No.	Master Qty	Skid Qty	List
1 1/2 x 1 1/4	06389	50	5,600	4.75
1 1/2	06389	50	5,600	4.75

TRAP ADAPTER, MALE,

W / PLASTIC NUT AND WASHER

STYLE NO. P103W
SP x SJ



Size	Item No.	Master Qty	Skid Qty	List
1 1/4	06308	50	7,200	5.81
1 1/2	06410	50	5,600	4.46
2	06390	25	3,600	18.38
1 1/2 x 1 1/4	06409	75	6,000	4.97

TRAP ADAPTER, MALE,

W / CHROME NUT & WASHER

STYLE NO. P103X
SP x SJ



Size	Item No.	Master Qty	Skid Qty	List
1 1/2	06392	50	5,600	6.34
1 1/2 x 1 1/4	06378	100	8,000	6.36

TRAP ADAPTER, FEMALE,

W / 1 PIECE POLY NUT

STYLE NO. P104P
H x SJ



Size	Item No.	Master Qty	Skid Qty	List
1 1/4	06381	50	5,600	4.37
1 1/2	06377	50	5,600	4.28
1 1/2 x 1 1/4	06395	50	5,600	4.51

TRAP ADAPTER, FEMALE, W / PLASTIC NUT AND WASHER

STYLE NO. P104W
H x SJ



Size	Item No.	Master Qty	Skid Qty	List
1 1/4	06380	50	5,600	3.76
1 1/2	06383	50	5,600	4.11
2	06382	25	3,600	6.70
1 1/2 x 1 1/4	06384	50	5,600	4.30

TRAP ADAPTER, FEMALE, W / CHROME NUT & WASHER

STYLE NO. P104X
H x SJ



Size	Item No.	Master Qty	Skid Qty	List
1 1/2	06376	50	5,600	6.34
2	06397	25	3,600	11.23
1 1/2 x 1 1/4	06394	50	5,600	6.19

FITTING CLEANOUT ADAPTER

STYLE NO. P105
SP x FPT



Size	Item No.	Master Qty	Skid Qty	List
1 1/4	05918	50	7,200	3.76
1 1/2	05922	50	7,200	2.85
2	05923	50	4,000	3.69
3	05924	25	1,225	10.49
4	05925	10	560	17.22
6	06148	10	280	48.51

FITTING CLEANOUT ADAPTER, W / CLEANOUT PLUG

STYLE NO. P105X
SP x FPT



Size	Item No.	Master Qty	Skid Qty	List
1 1/2	06001	50	5,600	5.04
2	06002	50	2,800	6.05
3	06003	25	875	14.79
4	06004	10	560	23.54
6	06005	10	180	68.90

CLEANOUT PLUG

STYLE NO. P106
MPT



Size	Item No.	Master Qty	Skid Qty	List
1 1/4	05937	100	15,000	2.56
1 1/2	05938	50	7,200	2.14
2	05939	50	7,200	2.37
3	05941	25	3,600	4.24
4	05942	30	2,400	6.24
6	06146	10	800	20.39

SLIP PLUG

STYLE NO. P106P
SP



Size	Item No.	Master Qty	Skid Qty	List
1 1/2	06055*	25	3,600	4.04
2	06056*	50	7,200	6.04

FLUSH BUSHING

STYLE NO. P107
SP x H STYLE #3



Size	Item No.	Master Qty	Skid Qty	List
1 1/2 x 1 1/4	05904	100	14,400	4.77
2 x 1 1/4	05905	50	7,200	5.33
2 x 1 1/2	05906	50	7,200	2.05
3 x 1 1/2	05907	30	2,400	10.09
3 x 2	05908	30	2,400	5.18
4 x 2	05910	30	1,470	17.35
4 x 3	05909	30	1,470	8.82

FLANGE BUSHING, W / TUBE STOP

STYLE NO. P107S
SP x H STYLE #1



Size	Item No.	Master Qty	Skid Qty	List
6 x 4	06144	10	490	45.05
8 x 6	06149	1	144	74.25

FLUSH BUSHING

STYLE NO. P108
SP x FPT STYLE #1



Size	Item No.	Master Qty	Skid Qty	List
2 x 1 1/2	05913	50	7,200	11.64

MALE ADAPTER

STYLE NO. P109
H x MPT



Size	Item No.	Master Qty	Skid Qty	List
1 1/4	05931	50	7,200	6.19
1 1/2	05927	50	5,600	2.27
2	05928	50	5,600	3.05
3	05929	25	1,400	8.54
4	05930	25	875	19.54
REDUCING				
1 1/4 x 1 1/2	05926	25	3,600	3.22

FLUSH CLEANOUT PLUG

STYLE NO. P110
MPT



Size	Item No.	Master Qty	Skid Qty	List
4	06015	25	3,600	9.25
2	06017	25	7,200	7.87
3	06018	50	7,200	9.15

MALE FITTING ADAPTER

STYLE NO. P111
SP x MPT



Size	Item No.	Master Qty	Skid Qty	List
1 1/4	06010	50	7,200	4.80
1 1/2	06386	50	7,200	9.60
2	06385	25	3,600	10.71
3	06366	25	1,225	15.86
REDUCING				
1 1/2 x 1 1/4	06387	100	8,000	7.87

TRAY PLUG ADAPTER

STYLE NO. P113
H x NPSM THREAD



Size	Item No.	Master Qty	Skid Qty	List
1 1/2	06014	10	2,160	6.19

TRAY PLUG ADAPTER, SPIGOT

STYLE NO. P113S
SP x NPSM



Size	Item No.	Master Qty	Skid Qty	List
1 1/2	06419	50	2,700	7.33

THREADED CAP

STYLE NO. P114
FPT



Size	Item No.	Master Qty	Skid Qty	List
1 1/2	05993	100	9,000	4.75
2	05994	50	7,200	6.59

SOCKET CAP

STYLE NO. P116
H



Size	Item No.	Master Qty	Skid Qty	List
1 1/2	05977	10	2,880	4.87
2	05978	5	1,800	8.13
3	05979	10	1,440	13.60
4	05980	5	560	19.41
6	06057	5	175	49.02
8	06058	3	105	127.27

ADAPTER COUPLING

STYLE NO. P117
S/D H x DWV H (ADAPTS SEWER & DRAIN PIPE TO DWV PIPE)



Size	Item No.	Master Qty	Skid Qty	List
3	05970	10	720	17.75
4	05963	10	560	18.84
4 x 3	05962	20	1,120	16.61

PVC DWV FITTINGS

ADAPTER COUPLING

STYLE NO. P117X

S/D X DWV HUB
S/D SP x DWV H (Adapts 4" S/D HUB TO 3" DWV Spigot PIPE)



Size	Item No.	Master Qty	Skid Qty	List
4 x 3	05992	20	700	13.40

ADAPTER BUSHING

STYLE NO. P118

DWV SP x SD H (Adapts DWV Hub to S/D Spigot)



Size	Item No.	Master Qty	Skid Qty	List
3	05990	25	2,800	16.07
4	05991	10	1,440	7.26

NO HUB ADAPTER

STYLE NO. P119

NO H x H (Adapts CI NO HUB TO DWV PIPE)



Size	Item No.	Master Qty	Skid Qty	List
1 1/2	05802	25	3,600	15.74
2	05954	25	3,600	6.34
3	05955	20	1,600	9.23
4	05956	15	840	11.86
4 x 3	05953	10	1,120	20.39

SCH 40 TO SCH 30 ADAPTER

STYLE NO. P120

(ADAPTS 3" SCH 30. HUB TO 3" PVC SCH 40)



Size	Item No.	Master Qty	Skid Qty	List
3	05996*	20	1,440	6.27

SPIGOT ADAPTER, CAST IRON

STYLE NO. P122

ALL HUB (ADAPTS CI SPIGOT TO DWV PIPE)



Size	Item No.	Master Qty	Skid Qty	List
2	05944	10	1,440	22.97
4	05946	15	420	34.42

HUB ADAPTER, CAST IRON

STYLE NO. P123

SP x H (ADAPTS CI HUB TO DWV PIPE)



Size	Item No.	Master Qty	Skid Qty	List
2	05957	20	1,600	11.92
3	05958	20	700	22.09
4	05959	20	360	34.39

HUB ADAPTER, CAST IRON, INCREASER

STYLE NO. P123R

SP x H (ADAPTS CI HUB TO DWV PIPE)



Size	Item No.	Master Qty	Skid Qty	List
2 x 1 1/2	05961	10	1,440	19.34
3 x 1 1/2	05964*	10	720	18.33
4 x 3	05960	10	490	25.19

REPAIR COUPLING

STYLE NO. P130

H x H



Size	Item No.	Master Qty	Skid Qty	List
1 1/2	05965	25	3,600	6.63
2	05966	25	3,600	4.63
3	05967	10	1,120	11.72
4	05968	5	560	22.55
6	05969	5	175	97.36

SLIP JOINT NUT

STYLE NO. P140



Size	Item No.	Master Qty	Skid Qty	List
1 1/4	05743	100	14,400	1.73
1 1/2	05744	100	11,200	1.18
2	05741	100	8,000	1.95

1 PIECE POLY NUT

STYLE NO. P142



Size	Item No.	Master Qty	Skid Qty	List
1 1/4	01036*	100	14,400	2.14
1 1/2	01038*	100	14,400	1.63

1/4 BEND

STYLE NO. P300

H x H



Size	Item No.	Master Qty	Skid Qty	List
1 1/4	05875	100	3,500	8.96
1 1/2	05876	100	2,800	2.51
2	05877	50	1,400	3.95
3	05878	25	450	11.62
4	05879	10	180	22.87
6	06130	5	60	78.99
8	06131	1	28	105.39

1/4 BEND

STYLE NO. P300R

H x H



Size	Item No.	Master Qty	Skid Qty	List
2 x 1 1/2	06092	10	1,440	14.79

1/4 BEND, W / SIDE INLET

STYLE NO. P300S

H x H



Size	Item No.	Master Qty	Skid Qty	List
3 x 3 x 1 1/2	06069	10	490	31.52
3 x 3 x 2	06070	10	350	23.30

1/4 BEND, STREET

STYLE NO. P302

SP x H



Size	Item No.	Master Qty	Skid Qty	List
1 1/4	05894	35	3,920	13.09
1 1/2	05880	100	3,500	3.24
2	05881	50	1,750	4.94
3	05882	20	560	12.44
4	05883	10	180	23.54
6	05889	5	80	106.42

1/4 BEND, W / LOW HEEL INLET

STYLE NO. P303

H x H



Size	Item No.	Master Qty	Skid Qty	List
3 x 3 x 1 1/2	06041	25	400	23.86
3 x 3 x 2	06042	25	400	20.32
4 x 4 x 2	06043	15	180	40.57

LONG SWEEP 1/4 BEND

STYLE NO. P304

H x H



Size	Item No.	Master Qty	Skid Qty	List
1 1/2	05871	50	1,750	5.80
2	05872	25	1,225	6.48
3	05873	10	350	14.80
4	05874	5	175	28.39

LONG SWEEP 1/4 BEND

STYLE NO. P305

W / HIGH HEEL INLET

H x H



Size	Item No.	Master Qty	Skid Qty	List
3 x 3 x 2	06027	25	300	94.72

LONG SWEEP 1/4 BEND

W / LOW HEEL INLET

STYLE NO. P307

H x H



Size	Item No.	Master Qty	Skid Qty	List
3 x 3 x 1 1/2	06025	10	360	19.25
3 x 3 x 2	06024	25	300	44.43

LONG SWEEP 1/4 BEND, STREET

STYLE NO. P309

SP x H



Size	Item No.	Master Qty	Skid Qty	List
1 1/2	06060	50	2,450	9.05
2	06061	25	1,225	9.91
3	06063	20	360	27.27
4	06064	5	175	42.01

1/4 BEND W / LOW HEEL INLET

STYLE NO. P310

H x H x SP



Size	Item No.	Master Qty	Skid Qty	List
3 x 3 x 2	06026	15	420	56.75

LONG SWEEP 1/4 BEND W / SIDE INLET

STYLE NO. P311

H x H



Size	Item No.	Master Qty	Skid Qty	List
3 x 3 x 2	06050	25	300	63.84

1/6 BEND

STYLE NO. P319

H x H



Size	Item No.	Master Qty	Skid Qty	List
1 1/2	05895	40	3,200	5.36
2	05896	25	1,400	6.90
3	05897	20	560	21.92
4	05982	10	280	33.93

1/6 BEND, STREET

STYLE NO. P320

SP x H



Size	Item No.	Master Qty	Skid Qty	List
1 1/2	06020	40	3,200	10.74
2	06021	25	2,000	14.01
3	06022	20	700	30.21
4	06023	10	280	45.39

1/8 BEND

STYLE NO. P321

H x H



Size	Item No.	Master Qty	Skid Qty	List
1 1/4	05884	50	4,000	6.04
1 1/2	05885	100	3,500	2.45
2	05886	50	1,750	3.53
3	05887	20	560	10.40
4	05888	10	280	18.23
6	06132	3	84	72.31
8	06134	1	28	94.66

1/8 BEND, STREET

STYLE NO. P323

SP x H



Size	Item No.	Master Qty	Skid Qty	List
1 1/4	06016	40	4,480	8.27
1 1/2	05890	100	3,500	2.35
2	05891	50	1,750	3.74
3	05892	20	700	9.85
4	05893	10	280	16.85
6	06133	3	84	85.64
8	06136	1	28	102.73

1/16 BEND

STYLE NO. P324

H x H



Size	Item No.	Master Qty	Skid Qty	List
1 1/2	05899	50	4,000	3.33
2	05900	25	2,000	4.13
3	05901	20	700	10.28
4	05983	15	420	16.26
6	05988	3	84	95.45

1/16 BEND, STREET

VENT ELBOW
STYLE NO. P331
H x H



Size	Item No.	Master Qty	Skid Qty	List
1 1/2	06084	20	2,880	5.22
2	06085	30	1,680	6.87
3	06086	25	700	17.80

VENT ELBOW, STREET
STYLE NO. P333
H x SP



Size	Item No.	Master Qty	Skid Qty	List
1 1/2	06088	25	2,800	5.29
2	06089	20	2,240	7.95
3	06090	5	560	21.08

SANITARY TEE
STYLE NO. P400
ALL HUB



Size	Item No.	Master Qty	Skid Qty	List
1 1/4	05751	25	2,800	9.28
1 1/2	05752	100	1,800	4.37
2	05753	35	980	6.44
3	05754	30	360	16.91
4	05755	5	140	31.23
6	05756	6	72	127.51
8	05775	2	24	279.29

SANITARY TEE, REDUCING
STYLE NO. P401
ALL HUB



Size	Item No.	Master Qty	Skid Qty	List
1 1/2 x 1 1/2 x 1 1/4	05757*	20	1,440	7.57
2 x 1 1/2 x 1 1/2	05761	25	1,225	5.67
2 x 1 1/2 x 2	05760	25	875	6.86
2 x 2 x 1 1/2	05758	50	900	5.69
3 x 3 x 1 1/2	05764	20	560	12.35
3 x 3 x 2	05763	10	490	12.65
4 x 4 x 1 1/2	05767	5	280	32.91
4 x 4 x 2	05765	10	280	27.03
4 x 4 x 3	05766	10	180	37.13
6 x 6 x 4	05768	6	72	123.31

SANITARY TEE, STREET
STYLE NO. P403
SP x H x H



Size	Item No.	Master Qty	Skid Qty	List
1 1/2	06112	20	1,600	13.44
2	06113	25	875	13.05
3	06114	30	360	21.75
4	06120	10	160	54.93

SANITARY TEE, STREET, REDUCING
STYLE NO. P404
SP x H x H



Size	Item No.	Master Qty	Skid Qty	List
2 x 1 1/2 x 1 1/2	06115*	25	1,350	10.74
2 x 1 1/2 x 2	06116	25	1,350	9.45
2 x 2 x 1 1/2	06117	50	1,400	11.37
3 x 3 x 1 1/2	06118	10	490	24.75
3 x 3 x 2	06119	20	560	21.49
4 x 4 x 2	06121	5	280	39.43

SANITARY TEE W / LEFT SIDE INLET
STYLE NO. P416
ALL HUB



Size	Item No.	Master Qty	Skid Qty	List
3 x 3 x 3 x 1 1/2	05781	10	280	45.29
3 x 3 x 3 x 2	05782	10	280	31.28
4 x 4 x 4 x 2	05784	5	140	72.86

SANITARY TEE W / RIGHT SIDE INLET
STYLE NO. P417
ALL HUB



Size	Item No.	Master Qty	Skid Qty	List
3 x 3 x 3 x 1 1/2	05795	10	280	43.80
3 x 3 x 3 x 2	05796	10	280	31.28
4 x 4 x 4 x 2	05797	5	140	72.86

SANITARY TEE W / RIGHT & LEFT SIDE INLET
STYLE NO. P418
ALL HUB



Size	Item No.	Master Qty	Skid Qty	List
3 x 3 x 3 x 1 1/2 x 1 1/2	05810	10	240	32.76
3 x 3 x 3 x 2 x 2	05811	5	245	47.93
4 x 4 x 4 x 1 1/2 x 1 1/2	05805*	5	120	67.29
4 x 4 x 4 x 2 x 2	05808	5	90	87.23

DOUBLE SANITARY TEE
STYLE NO. P428
ALL HUB



Size	Item No.	Master Qty	Skid Qty	List
1 1/2	05812	25	1,225	9.88
2	05813	20	700	13.36
3	05814	20	240	37.34
4	05815	4	112	60.07

DOUBLE SANITARY TEE, REDUCING
STYLE NO. P429
ALL HUB



Size	Item No.	Master Qty	Skid Qty	List
2 x 2 x 1 1/2 x 1 1/2	05817	20	980	10.31
3 x 3 x 1 1/2 x 1 1/2	05818	20	360	21.45
3 x 3 x 2 x 2	05820	10	350	22.55
4 x 4 x 2 x 2	05240	5	245	49.68
4 x 4 x 3 x 3	05821	5	140	50.97

DOUBLE SANITARY TEE, STREET, REDUCING
STYLE NO. P431
SP x H x H x H



Size	Item No.	Master Qty	Skid Qty	List
3 x 3 x 2 x 2	06310	10	360	48.84

DOUBLE SANITARY TEE W / SIDE INLET
STYLE NO. P438
ALL HUB



Size	Item No.	Master Qty	Skid Qty	List
3 x 3 x 3 x 3 x 2	05772	10	180	50.79

DOUBLE SANITARY TEE W / RIGHT & LEFT SIDE INLET
STYLE NO. P439
ALL HUB



Size	Item No.	Master Qty	Skid Qty	List
3 x 3 x 3 x 3 x 2 x 2	05770	10	120	71.27

VENT TEE
STYLE NO. P441
ALL HUB



Size	Item No.	Master Qty	Skid Qty	List
1 1/2	06403	25	2,000	16.12
2	06404	25	1,225	13.20
3	06405	10	490	38.48
4	06406	5	245	52.73

CLEANOUT TEE WITH PLUG
STYLE NO. P444X
H x H x FPT



Size	Item No.	Master Qty	Skid Qty	List
1 1/2	05997	10	1,440	11.26
2	05998	10	1,120	12.84
3	05999	10	490	24.56
4	06000	5	175	43.18

FLUSH CLEANOUT TEE
STYLE NO. P445
H x H x FPT



Size	Item No.	Master Qty	Skid Qty	List
1 1/2	06413	20	2,240	9.09
2	06414	20	980	10.48
3	06415	10	490	20.30
4	06416	10	180	36.83

FLUSH CLEANOUT TEE W / PLUG
STYLE NO. P445X
H x H x FPT



Size	Item No.	Master Qty	Skid Qty	List
2	05198	10	1,120	17.87
3	05199	10	490	28.98
4	05200	5	245	47.39

HORIZONTAL TWIN TEE
STYLE NO. P447
ALL HUB



Size	Item No.	Master Qty	Skid Qty	List
3 x 3 x 1 1/2 x 1 1/2	05235	5	400	70.28

TWO-WAY CLEANOUT
STYLE NO. P448
ALL HUB



Size	Item No.	Master Qty	Skid Qty	List
3	05237	10	180	40.02
4	05238	5	90	51.23

DOUBLE FIXTURE FITTING
STYLE NO. P500
ALL HUB



Size	Item No.	Master Qty	Skid Qty	List
2	05246	20	560	22.73
3	05249	10	160	49.08
2 x 1 1/2 x 1 1/2 x 1 1/2	05247	20	700	27.98
2 x 2 x 1 1/2 x 1 1/2	05244	20	700	26.13
3 x 2 x 3 x 3	05250	5	140	46.44

COMBINATION WYE & 1/8 BEND - ONE PIECE
STYLE NO. P501
ALL HUB



Size	Item No.	Master Qty	Skid Qty	List
1 1/2	05853	50	900	10.75
2	05858	20	560	11.37
3	05852	10	180	29.08
4	05860	10	120	57.95

COMBINATION WYE & 1/8 BEND, REDUCING - ONE PIECE
STYLE NO. P502
ALL HUB



Size	Item No.	Master Qty	Skid Qty	List
2 x 1 1/2 x 1 1/2	05835	5	720	20.13
2 x 1 1/2 x 2	05836	5	540	14.34
2 x 2 x 1 1/2	05865	20	980	15.11
3 x 3 x 1 1/2	05837	15	420	26.95
3 x 3 x 2	05857	10	350	19.87
4 x 4 x 2	05863	5	175	30.44
4 x 4 x 3	05864	5	140	39.28

COMBINATION WYE & 1/8 BEND - TWO PIECE
STYLE NO. P503
ALL HUB



Size	Item No.	Master Qty	Skid Qty	List
6	05266	2	32	226.83

COMBINATION WYE & 1/8 BEND, REDUCING - TWO PIECE
STYLE NO. P504
ALL HUB



Size	Item No.	Master Qty	Skid Qty	List
6 x 6 x 4	05267	5	60	204.01
6 x 6 x 3	05271	5	60	238.63

DOUBLE COMBINATION WYE & 1/8 BEND, ASSEMBLED
STYLE NO. P507
ALL HUB



Size	Item No.	Master Qty	Skid Qty	List
3	06032	10	120	80.45
4	06033	5	60	154.31
2 x 1 1/2	06034	10	490	49.77
3 x 2	06035	10	180	84.30
4 x 2	06036	5	90	157.14
4 x 3	06037	5	80	137.53

COMBO WYE & 1/8 BEND W / LEFT SIDE INLET
STYLE NO. P515
ALL HUB



Size	Item No.	Master Qty	Skid Qty	List
3 x 3 x 3 x 2	06009	10	180	85.21

COMBO WYE & 1/8 BEND W / RIGHT SIDE INLET
STYLE NO. P516
ALL HUB



Size	Item No.	Master Qty	Skid Qty	List
3 x 3 x 3 x 2	06008	10	180	85.21

WYE
STYLE NO. P600
ALL HUB



Size	Item No.	Master Qty	Skid Qty	List
1 1/4	05816	35	1,715	11.85
1 1/2	05822			

PVC DWV FITTINGS

WYE, REDUCING STYLE NO. P601 ALL HUB



Size	Item No.	Master Qty	Skid Qty	List
2 x 1 1/2 x 1 1/2	05831	25	1,225	11.26
2 x 1 1/2 x 2	05832	10	800	17.22
2 x 2 x 1 1/2	05826	25	1,225	9.69
3 x 3 x 1 1/2	05827	15	525	14.40
3 x 3 x 2	05828	25	400	15.67
4 x 4 x 1 1/2	05833	5	175	48.64
4 x 4 x 2	05829	10	180	23.25
4 x 4 x 3	05830	10	160	31.18
6 x 6 x 3	06138	5	60	110.78
6 x 6 x 4	06137	5	60	86.64
8 x 8 x 6	05834	1	16	151.77

WYE, STREET STYLE NO. P602 SP x H x H



Size	Item No.	Master Qty	Skid Qty	List
1 1/2	06367	50	1,750	14.64
2	06368	30	840	14.37
3	06369	10	280	30.56
4	06370	10	120	62.55

WYE, STREET, REDUCING STYLE NO. P603 SP x H x H



Size	Item No.	Master Qty	Skid Qty	List
3 x 3 x 1 1/2	06372	20	360	34.28
3 x 3 x 2	06373	30	480	24.85
4 x 4 x 2	06374	10	180	71.40
4 x 4 x 3	06375	10	160	66.54

DOUBLE WYE STYLE NO. P611 ALL HUB



Size	Item No.	Master Qty	Skid Qty	List
1 1/2	05838	40	1,120	18.19
2	05839	20	560	20.32
3	05840	15	180	42.69
4	05841	5	80	86.60
6	05842	2	24	170.04

DOUBLE WYE W / SIDE INLET STYLE NO. P611S ALL HUB



Size	Item No.	Master Qty	Skid Qty	List
3 x 3 x 3 x 3 x 2	05849	10	160	234.39
4 x 4 x 4 x 4 x 2	06159	5	60	344.31

DOUBLE WYE, REDUCING STYLE NO. P612 ALL HUB



Size	Item No.	Master Qty	Skid Qty	List
2 x 2 x 1 1/2 x 1 1/2	05847	10	560	18.54
3 x 3 x 1 1/2 x 1 1/2	05843	10	350	36.11
3 x 3 x 2 x 2	05844	10	280	31.81
4 x 4 x 2 x 2	05845	5	175	51.92
4 x 4 x 3 x 3	05846	5	90	68.59
6 x 6 x 4 x 4	06142	1	16	237.91

WYE W / LEFT SIDE INLET STYLE NO. P625 ALL HUB



Size	Item No.	Master Qty	Skid Qty	List
3 x 3 x 3 x 2	06155	5	175	95.19
4 x 4 x 4 x 2	06157	5	90	126.84

WYE W / RIGHT SIDE INLET STYLE NO. P626 ALL HUB



Size	Item No.	Master Qty	Skid Qty	List
3 x 3 x 3 x 2	06156	5	175	95.19
4 x 4 x 4 x 2	06158	5	90	126.84

RETURN BEND STYLE NO. P700 H x H



Size	Item No.	Master Qty	Skid Qty	List
1 1/2	06466	20	1,600	7.60
2	06467	35	630	13.05
3	06468	10	280	39.55
4	06469	5	140	71.81

TAIL PIECE ADAPTER (PLASTIC NUT) STYLE NO. P704P SP x SJ (FINISHED W/BOTH SIZES SJ WASHERS)



Size	Item No.	Master Qty	Skid Qty	List
1 1/2 x 1 1/4	05975	25	2,700	4.63
1 1/2	05975	25	2,700	4.63

P-TRAP W / SOLVENT WELD JOINT STYLE NO. P706X H x H



Size	Item No.	Master Qty	Skid Qty	List
1 1/2	05214	25	1,225	8.39
2	05222	20	560	11.32
3	05230	10	180	38.59
4	05231	4	72	88.96

P-TRAP W / SOLVENT WELD JOINT & CLEAN OUT STYLE NO. P707X H x H



Size	Item No.	Master Qty	Skid Qty	List
1 1/2	05223	10	1,120	14.09
2	05224	10	560	23.89

P-TRAP W / UNION STYLE NO. P708P H x H



Size	Item No.	Master Qty	Skid Qty	List
1 1/4	05921	25	1,225	58.20
1 1/2	05215	25	875	11.11
2	05216	20	560	23.68

P-TRAP LOW PROFILE STYLE NO. P710 H x H



Size	Item No.	Master Qty	Skid Qty	List
2	05225	20	560	7.75

LA P-TRAP W / UNION & 1 1/2 X 1 1/4 NUT & POLY WASHER STYLE NO. P711P SJ x H (FURNISHED W/BOTH SIZE SJ WASHERS)



Size	Item No.	Master Qty	Skid Qty	List
1 1/4 x 1 1/2	05220	25	700	18.00
1 1/2	05220	25	700	18.00

DRUM TRAP, W / CLEANOUT STYLE NO. P720X H x H (W/PLUG)



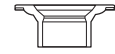
Size	Item No.	Master Qty	Skid Qty	List
3 x 6 x 1 1/2	06100	15	420	34.55

CLOSET FLANGE STYLE NO. P800 H (ONE PIECE WITH SLOTS)



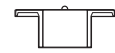
Size	Item No.	Master Qty	Skid Qty	List
4 x 4	05902	25	700	11.97

CLOSET FLANGE, W / STOP STYLE NO. P800S (ONE PIECE WITH SLOTS)



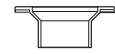
Size	Item No.	Master Qty	Skid Qty	List
4 x 3	05903	25	700	13.58

CLOSET FLANGE, KNOCK OUT STYLE NO. P800KO H (ONE PIECE WITH SLOTS & KNOCK OUT TEST CAP)



Size	Item No.	Master Qty	Skid Qty	List
4 x 3	05254	25	700	11.65
4 x 4	05253	25	700	20.64

CLOSET FLANGE, SPIGOT, REDUCING STYLE NO. P801 SP (ONE PIECE PLASTIC)



Size	Item No.	Master Qty	Skid Qty	List
4 x 3	05919	25	875	12.24

CLOSET FLANGE, ADJUSTABLE, W / PLASTIC RING STYLE NO. P810 H (W / SLOTS)



Size	Item No.	Master Qty	Skid Qty	List
4 x 4	05256*	25	700	21.32

CLOSET FLANGE, W / STOP, ADJUSTABLE, W / PLASTIC RING STYLE NO. P810S H (W / SLOTS)



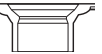
Size	Item No.	Master Qty	Skid Qty	List
4 x 3	05251	25	700	18.34

CLOSET FLANGE, ADJUSTABLE, W / METAL RING, EPOXY COATED STYLE NO. P811 H (W / SLOTS)



Size	Item No.	Master Qty	Skid Qty	List
4 x 3	05227	25	700	26.70
4 x 4	05226	25	700	31.20

CLOSET FLANGE, SPIGOT, ADJUSTABLE, W / METAL RING, STYLE NO. P812 EPOXY COATED SP



Size	Item No.	Master Qty	Skid Qty	List
4 x 3	05228	25	875	26.25
4 x 4	05229	25	700	32.16

CLOSET FLANGE, SPIGOT, ADJUSTABLE, W / PLASTIC RING STYLE NO. P812P SP



Size	Item No.	Master Qty	Skid Qty	List
4 x 3	05252	25	875	36.07
4 x 4	05264	25	700	46.44

FLUSH CLOSET FLANGE STYLE NO. P815 H (FITS OVER 3" OR INSIDE 4" SCH 40 DWV PIPE)



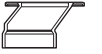
Size	Item No.	Master Qty	Skid Qty	List
4 x 4 / 4 x 3	05255	25	875	19.07

FLUSH CLOSET FLANGE, KNOCK OUT STYLE NO. P815KO H (FITS OVER 3" OR INSIDE 4" SCH 40 DWV PIPE)



Size	Item No.	Master Qty	Skid Qty	List
4 x 4 / 4 x 3	05257	25	875	18.63

OFFSET CLOSET FLANGE, ADJUSTABLE, W / METAL RING, EPOXY COATED STYLE NO. P820 H



Size	Item No.	Master Qty	Skid Qty	List
4 x 3	05920	15	525	35.83