

Project	Comments
Catalog #	Prepared By
Type	Date



DESCRIPTION

- Suitable for new construction in residential and commercial applications.
- IC rated, suitable for direct contact with insulation.

HOUSING

- Washington State Energy Code approved to meet restricted airflow requirements.
- Airtight housing limits the exchange of air between ceiling plenum and heated/cooled areas.
- Transformer includes integral thermal protector, guards against improper lamping and misuse of insulation materials.
- Adjustable socket bracket assures proper and consistent lamp positioning.
- 7 1/2" height allows use in 2" x 8" joist construction.

PLASTER FRAME

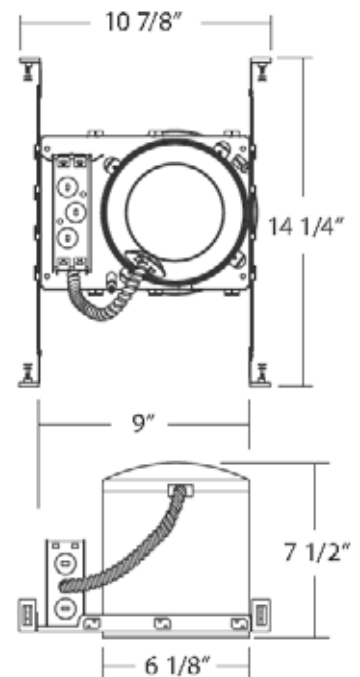
- Housing is secured to plaster frame with screws and can be removed for access to junction box.
- Housing adjusts from 1/2" to 1 1/2" to accommodate ceiling thickness.

JUNCTION BOX

- Listed for through branch circuit wiring and includes several 3/4" knockouts.
- Supplied with three IDEAL® push-in wire connectors.

HANGER BARS






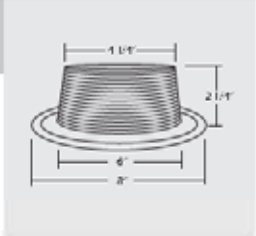




- Heavy-gauge NICOR captive hanger bars provide greater stability, allowing housing to be positioned at any point within a 24" joist span, then locked in place with set screws. Unique hanger bar lip design helps align can to joist. Four double-headed captive nails provide for ease of installation.
- Bars can be repositioned 90° on plaster frame without tools.
- Bars fit onto T-bar spine for quick alignment and can be permanently secured.
- Score lines allow bars to be shortened without tools to accommodate a 12" joist span.
















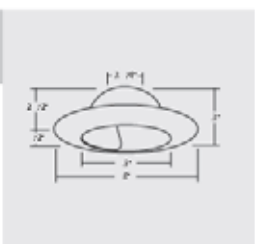

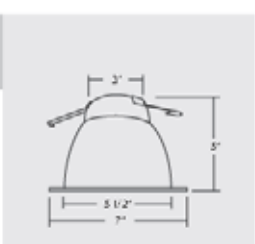


LISTINGS





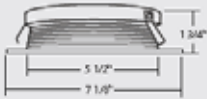

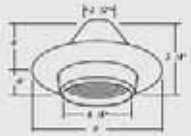


- UL listed for direct contact with insulation
- UL damp location
- UL feed-through
- CUL















	Order No	Description	Maximum Lamp Rating	
	<input type="checkbox"/> 17502BZ	Lexan Shower - Fresnel Lens Bronze (shown)	40W A19 OD: 8" Wet Location Rated	
	<input type="checkbox"/> 17502OB	Oil Rubbed Bronze		
	<input type="checkbox"/> 17502WH	White		
	<input type="checkbox"/> 17572WH	White (with plastic trim ring)		
	Order No	Description	Maximum Lamp Rating	
	<input type="checkbox"/> 17503	Baffle Black	65W BR40 OD: 8"	
	<input type="checkbox"/> 17503SP	Black-Single Piece		
	Order No	Description	Maximum Lamp Rating	
	<input type="checkbox"/> 17504	Baffle Black	75W BR30/PAR30 OD: 8"	
	<input type="checkbox"/> 17504SP	Black-Single Piece		
	Order No	Description	Maximum Lamp Rating	
	<input type="checkbox"/> 17505BZ	Lexan Shower - Albalite Lens Bronze	40W A19 OD: 8" Wet Location	
	<input type="checkbox"/> 17505OB	Oil Rubbed Bronze		
	<input type="checkbox"/> 17505WH	White (w/ metal trim ring) (shown)		
	<input type="checkbox"/> 17575WH	White (w/ plastic trim ring)		
	Order No	Description	Maximum Lamp Rating	
	<input type="checkbox"/> 17506BZ	Eyeball Bronze	75W BR30/PAR30 OD: 7" Adjustable up to 30°	
	<input type="checkbox"/> 17506NK	Nickel (shown)		
	<input type="checkbox"/> 17506PB	Polished Brass		
	<input type="checkbox"/> 17506OB	Oil Rubbed Bronze		
	<input type="checkbox"/> 17506WH	White		










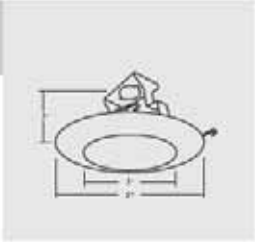


	Order No	Description	Maximum Lamp Rating	
	<input type="checkbox"/> 17508BZ	Open Trim Bronze	75W BR30/PAR30 OD: 8"	
	<input type="checkbox"/> 17508NK	Nickel (shown)		
	<input type="checkbox"/> 17508PB	Polished Brass		
	<input type="checkbox"/> 17508PW	Pewter		
	<input type="checkbox"/> 17508OB	Oil Rubbed Bronze		
	<input type="checkbox"/> 17508WH	White		
	Order No	Description		Maximum Lamp Rating
	<input type="checkbox"/> 17509	Lexan Shower - Drop Opal White (w/ metal trim ring)	40W A19 OD: 8" Wet Location	
	<input type="checkbox"/> 17579WH	White (w/ plastic trim ring)		
	Order No	Description		Maximum Lamp Rating
	<input type="checkbox"/> 17510BZ	Baffle Bronze	65W BR40 OD: 8"	
	<input type="checkbox"/> 17510OB-ABZ	Oil Rubbed Bronze (aged bronze ring)		
	<input type="checkbox"/> 17510OB-OB	Oil Rubbed Bronze (oil rubbed bronze ring)		
	<input type="checkbox"/> 17510WH	White (shown)		
	<input type="checkbox"/> 17510SP	White-Single Piece		
	Order No	Description		Maximum Lamp Rating
	<input type="checkbox"/> 17511BZ	Baffle Bronze (shown)	75W BR30/PAR30 OD: 8"	
	<input type="checkbox"/> 17511NK	Nickel		
	<input type="checkbox"/> 17511OB-ABZ	Oil Rubbed Bronze (aged bronze ring)		
	<input type="checkbox"/> 17511OB-OB	Oil Rubbed Bronze (oil rubbed bronze ring)		
	<input type="checkbox"/> 17511	White		
	<input type="checkbox"/> 17511SP	White-Single Piece		
	<input type="checkbox"/> 17511SPBK	Black-Single Piece		
	Order No	Description		Maximum Lamp Rating
	<input type="checkbox"/> 17513	Specular Gold	75W BR30/PAR30 OD: 7"	
	<input type="checkbox"/> 17513WHZ-ABZ	Wheat Haze (aged bronze ring)		

	Order No	Description	Maximum Lamp Rating	
	<input type="checkbox"/> 17514	Specular Black	75W BR30/PAR30 OD: 7"	
	Order No	Description	Maximum Lamp Rating	
	<input type="checkbox"/> 17515	Specular Clear	75W BR30/PAR30 OD: 7"	
	Order No	Description	Maximum Lamp Rating	
	<input type="checkbox"/> 17516	Regressed Eyeball Black Baffle White	75W BR30/PAR30 OD: 7" Adjustable up to 30°	
	Order No	Description	Maximum Lamp Rating	
	<input type="checkbox"/> 17517	Wall Wash White	60W A19 OD: 8"	
	Order No	Description	Maximum Lamp Rating	
	<input type="checkbox"/> 17518CL	Specular Cone Clear (shown)	60W A19 OD: 7"	
	<input type="checkbox"/> 17518WH	White		
	Order No	Description	Maximum Lamp Rating	
	<input type="checkbox"/> 17519	Regressed Eyeball White Baffle White	75W BR30/PAR30 OD: 7 1/4" Adjustable up to 30°	

	Order No	Description	Maximum Lamp Rating	
	<input type="checkbox"/> 17520CL	Reflector - Black Baffle Clear (shown)	60W A19 OD: 7 1/4"	
	<input type="checkbox"/> 17520GD	Gold		
	<input type="checkbox"/> 17520CLWH	Clear (white baffle)		
	Order No	Description	Maximum Lamp Rating	
	<input type="checkbox"/> 17521	Pin Hole White	75W BR30/PAR30 OD: 8"	
	Order No	Description	Maximum Lamp Rating	
	<input type="checkbox"/> 17522BK	Baffle - Fresnel Lens Black (shown)	40W A19 OD: 8"	
	<input type="checkbox"/> 17522WH	White		
	Order No	Description	Maximum Lamp Rating	
	<input type="checkbox"/> 17523BK	Baffle - Albalite Lens Black	40W A19 OD: 7"	
	<input type="checkbox"/> 17523WH	White (shown)		
	Order No	Description	Maximum Lamp Rating	
	<input type="checkbox"/> 17526BK	Eyeball - Baffle Black	75W BR30/PAR30 OD: 8" Adjustable up to 30°	
	<input type="checkbox"/> 17526OB	Oil Rubbed Bronze		
	<input type="checkbox"/> 17526WH	White (shown)		
	Order No	Description	Maximum Lamp Rating	
	<input type="checkbox"/> 17527	Wall Wash - Black Baffle White	75W BR30/PAR30 OD: 7 1/4"	

	Order No	Description	Maximum Lamp Rating		
	<input type="checkbox"/> 17545NK	Open Splay Trim Nickel	60W A19 OD: 7 1/4"		
	<input type="checkbox"/> 17545OB	Oil Rubbed Bronze			
	<input type="checkbox"/> 17545WH	White (shown)			
Order No	Description	Maximum Lamp Rating			
<input type="checkbox"/> 17548ABZ	Cone Baffle Clear (shown)	75W BR40/PAR38 OD: 8" Airtight			
<input type="checkbox"/> 17548A	White				
Order No	Description		Maximum Lamp Rating		
<input type="checkbox"/> 17549	Cone Baffle Black		90W BR40/PAR38 OD: 8" Airtight		
Order No	Description	Maximum Lamp Rating			
<input type="checkbox"/> 17550A	Cone Baffle White	75W BR30/PAR30 OD: 7 1/2" Airtight			
<input type="checkbox"/> 17550ABK	Black				
<input type="checkbox"/> 17550ABZ	Bronze				
<input type="checkbox"/> 17550OB	Oil Rubbed Bronze (shown)				
<input type="checkbox"/> 17550ANK	Nickel				
	Order No		Description	Maximum Lamp Rating	
	<input type="checkbox"/> 17550ABKWL	Cone Baffle (Wet Location) Black	75W BR30/PAR30 OD: 7 1/2" Airtight - Wet Location		
	<input type="checkbox"/> 17550ANKWL	Nickel			
	<input type="checkbox"/> 17550AOBWL	Oil Rubbed Bronze (shown)			
	<input type="checkbox"/> 17550AWL	White			
	Order No	Description		Maximum Lamp Rating	
	<input type="checkbox"/> 17550ACLP	Cone Baffle White (with clip)	75W BR30/PAR30 OD: 7 1/2" Airtight		

	Order No	Description	Maximum Lamp Rating	
	<input type="checkbox"/> 17551A	Cone Baffle Black	75W BR30/PAR30 OD: 7 1/2" Airtight	
	Order No	Description	Maximum Lamp Rating	
	<input type="checkbox"/> 17552A	Cone Reflector Clear	75W BR40/PAR38 OD: 7" Airtight	
	Order No	Description	Maximum Lamp Rating	
	<input type="checkbox"/> 17553A	Cone Reflector Gold	75W BR30/PAR30 OD: 7" Airtight	
	Order No	Description	Maximum Lamp Rating	
	<input type="checkbox"/> 17554	Ribbed Reflector Clear	75W BR30/PAR30 OD: 7 3/4"	
	Order No	Description	Maximum Lamp Rating	
	<input type="checkbox"/> 17555	Ribbed Reflector Gold	75W BR30/PAR30 OD: 7 3/4"	
	Order No	Description	Maximum Lamp Rating	
	<input type="checkbox"/> 17556BK	Adjustable Reflector Black (shown)	75W PAR30 OD: 7 1/4" Adjustable up to 30°	
	<input type="checkbox"/> 17556BFLB	Black Baffle		
	<input type="checkbox"/> 17556BFLW	White Baffle		
	<input type="checkbox"/> 17556CL	Clear		
	<input type="checkbox"/> 17556GD	Gold		

	Order No	Description	Maximum Lamp Rating	
	<input type="checkbox"/> 17558CL	Gimbal Ring Clear	75W PAR30 OD: 8" Adjustable up to 30°	
	<input type="checkbox"/> 17558GD	Gold		
	<input type="checkbox"/> 17558NK	Nickel (shown)		
	<input type="checkbox"/> 17558OB	Oil Rubbed Bronze		
	<input type="checkbox"/> 17558WH	White		
	Order No	Description	Maximum Lamp Rating	
	<input type="checkbox"/> 17559BK	Wall Wash - Baffle Clear	50W R20/PAR20 OD: 8"	
	<input type="checkbox"/> 17559WH	White		
	Order No	Description	Maximum Lamp Rating	
	<input type="checkbox"/> 17560WH	Wall Wash - Reflector White	50W R20/PAR20 OD: 8"	
	Order No	Description	Maximum Lamp Rating	
	<input type="checkbox"/> 17562	Open Trim - Socket Bracket White	75W BR30/PAR30 OD: 8"	
	Order No	Description	Maximum Lamp Rating	
	<input type="checkbox"/> 17567	Lexan Shower - Albalite Lens White	40W A19 OD: 8" Wet Location	
	Order No	Description	Maximum Lamp Rating	
	<input type="checkbox"/> 17568	Lexan Shower - Drop Opal White	40W A19 OD: 8" Wet Location	



Order No	Description	Maximum Lamp Rating
□ 17566	Lexan Shower - Fresnel Lens Black	40W A19 OD: 8" Wet Location

