



Nothing but **HEAVY DUTY.**[®]



2010 FULL LINE CATALOG



Nothing but **HEAVY DUTY.**

CORDLESS 1-16

DRILLING/FASTENING
M12™ Drill Driver.....1
M12™ Right Angle Drill Driver.....1
M12™ Screwdriver.....1
M12™ Impact Driver.....1
M12™ Impact Wrench.....1
M12™ No-Hub Drill Driver.....1
M18™ High Performance Drill Drivers.....8
M18™ Hammer Drill Drivers.....8
M18™ Compact Drill Drivers.....8
M18™ High Torque Impact Wrenches.....8-9
M18™ Compact Impact Wrenches.....9
M28™ Hammer Drill Driver.....13
M28™ Compact SDS Rotary Hammer.....13
M28™ Right Angle Drill.....13
M28™ High Torque Impact Wrenches.....14
Cordless Screwdrivers/Accessories.....15

CUTTING/SAWING
M12™ HACKZALL® Recip Saw.....2
M12™ Copper Tubing Cutter.....3
M12™ PVC Shear.....3
M18™ SAWZALL®/HACKZALL® Recip Saws.....10
M18™ Band Saw.....10
M18™ Circular Saw.....10
M18™ Jig Saw.....10
M28™ SAWZALL® Recip Saw.....13
M28™ Band Saw.....13
M28™ Circular Saw.....13
M28™ Metal Saw.....13

GRINDING
M18™ Cut-off/Grinder.....10
M28™ Cut-off/Grinder.....14

SPECIALTY TOOLS
M12™ Tool Holster.....1
M12™ M-SPECTOR™ Inspection
Cameras/Accessories.....2
M12™ ProPEX® Expansion
Tool/Accessories.....2
M12™ Grease Gun.....3
M12™ Jobsite Radio.....3
M12™ 2-Beam Plumb Laser.....3
M12™ Power Port.....3
M12™ Work Lights.....4
M18™ ProPEX® Expansion
Tool/Accessories.....10
M18™ Jobsite Radio.....11
M18™ Work Lights.....11
M18™ Wet/Dry Vacuum.....11
M28™ Wet/Dry Vacuum.....14
M28™ Work Lights.....14
NiCd Caulk Guns/Accessories.....15

BATTERIES/CHARGERS
M12™ Batteries/Chargers.....4
M18™ Batteries/Chargers.....11
M28™ Batteries/Chargers.....14
NiCd Batteries.....15

TOOL COMBO KITS
M12™ Combo Kits.....4-5
M18™ Combo Kits.....11-12
M28™ Combo Kits.....14

TEST & MEASUREMENT
Digital Multimeters.....7
Clamp Meters (M12™ / Alkaline).....6-7
Fork Meters (M12™ / Alkaline).....6
Scanner.....6
Voltage Detectors.....7

Laser Temp-Guns (M12™ / Alkaline).....6-7
Distance Meter.....7
Accessories.....7

HAND TOOLS 17
CORDED TOOLS 18-33

CUTTING/SAWING
SAWZALL® Recip Saws.....18
SUPER SAWZALL® Recip Saws.....18
Circular Saws.....19
Worm Drive Saws.....19
Jig Saws.....19
Miter Saws/Stand.....19
Panel Saw.....19
Band Saws.....25
Metal Cutting Saws.....26
Shears.....26
Nibblers.....26
Cutoff Machines.....26
Chop Saws.....26
Routers.....31
Router Accessories.....31

DRILLING/FASTENING
1/4", 3/8", 1/2" Drills.....20
HOLE HAWG® Drills.....21
SUPER HAWG® Drills.....21
Right Angle Drills/Accessories.....21
D-Handle Drills/Accessories.....21
Specialty Drills.....22
General Purpose Screwdrivers.....22
Adjustable Clutch Screwdrivers.....22
Drywall Screwdriver.....22
Impact Wrenches.....22-23
1/2" Hammer Drills.....23
Rotary Hammers.....23
Demolition Hammers.....24

DIAMOND CORING/DRILL PRESSES
Diamond Coring Motors.....24
Diamond Coring Stands/Rigs/Accessories.....25
Electromagnetic Drill Presses.....29
Compact Electromagnetic Drill Presses.....30
Electromagnetic Bases/Drill Motors.....30
Electromagnetic Drill Attachments.....30

GRINDING/POLISHING/SANDING
4-1/2" to 6" Grinders.....27-28
7" and 9" Grinders.....28
Bandfiles.....28
Die Grinders.....28
Straight Grinders.....28
Grinder Accessories.....26
7" and 9" Sanders.....29
Polishers.....29
Orbital Sanders.....31

SPECIALTY TOOLS
Generators.....30
Heat Guns.....32
Wet/Dry Vacuums.....32
Vacuum Accessories.....32
Electric Chain Hoists.....33
Chain Hoists.....33
Lever Hoists.....33
Heavy Duty Slings.....33

ACCESSORIES 34-68

CUTTING
SAWZALL® Blades.....34-37
HACKZALL™ Blades.....38
SAWZALL®/HACKZALL™ Accessories.....38
Band Saw Blades.....38
Hack Saw Blades.....39
Circular Saw Blades.....39
Jig Saw Blades.....40
Bi-Metal Hole Saws.....41-42

Carbide Grit Hole Saws.....42
Recessed Light Hole Saws.....42
Carbide Tipped Hole Saws.....42
Arbors for Hole Saws.....43
Pilot Bits for Hole Saws.....43

FASTENING
SHOCKWAVE Impact Duty™ Insert Bits.....44
SHOCKWAVE Impact Duty™
Sockets and Adapters.....45
SHOCKWAVE Impact Duty™
Magnetic Nut Drivers.....45
Standard Driving Bit Sets.....45
Adapters.....45

METAL DRILLING
THUNDERBOLT™ Black Oxide Drill Bits.....46-47
Black Oxide S&D Drill Bits.....47
Black Oxide 12" Aircraft Length Bits.....47
SHOCKWAVE Impact Duty™
Hex Shank Drill Bits.....47
THUNDERBOLT™ Titanium Drill Bits.....48
THUNDERBOLT™ Cobalt Drill Bits.....48
Step Drill Bits.....49
Annular Cutters.....49
Threaded STEEL HAWG® Cutters.....50
Quick Change Tang STEEL HAWG® Cutters.....50
One Piece STEEL HAWG® Cutters.....50
Carbide Tooth Cutters for Sheet Metal.....51
Carbide Tooth Cutters for Steel Plate.....51
Arbors and Pilot Bits for Carbide Cutters.....51

WOOD BORING
SWITCHBLADE™ Selffeed Bits.....52
SWITCHBLADE™ Selffeed Replacement Blades.....52
Standard Selffeed Bits.....53
Extensions.....53
BIG HAWG™ Hole Cutters.....54
Ship Augers.....54
Spur Augers.....55
SPEED FEED™ Self-Feeding Wood Bits.....55
Flat Boring Bits.....55
Bellhanger Bits.....56
Cable Bits.....56
Brad Point Bits.....56
Forstner Bits.....56

MASONRY DRILLING
Hammer Drill Bits.....57
SDS+ Rotary Hammer Bits.....57-58
SDS-MAX Rotary Hammer Bits.....59
SPLINE Rotary Hammer Bits.....59
SDS+ Thin Wall Carbide Tipped Core Bits.....60
SDS-MAX and SPLINE
Thick Wall Carbide Tipped Core Bits.....60
LHS System.....61
Carbide Bit Adapters.....61
Demolition Hammer Accessories.....62
Diamond Core Bits.....63

MATERIAL REMOVAL
Type 1 Premium Abrasive Cut-Off Wheels
for Cut-Off Machines.....64
Type 1 and Type 27 Reinforced
Depressed Center Wheels.....64
Backing Pad Assemblies.....65
Resin Bonded Abrasive Sanding Discs.....65
Disc Trimmer.....65
Wire Brushes.....66
Wire Wheels.....66
Threaded Adapters.....66
Pads.....67
Flap Discs.....67

MISCELLANEOUS
Tool Belts & Storage.....68
Gloves.....68
Shear and Nibbler Accessories.....68



Nothing but **HEAVY DUTY**®

BUY NOW



**INDUSTRY'S
NUMBER ONE
SUB-COMPACT SYSTEM**

Need tool belt portability in your cordless tools, without sacrificing power and speed? Check out the expanded M12™ LITHIUM-ION cordless system from Milwaukee® — the most powerful sub-compact system in the world.



M12™ Cordless 3/8" Drill Driver Kit
2410-22 (Bare tool 2410-20)

Specifications:

Peak Torque	250 in-lbs
RPM	0 – 400 / 0 – 1,500
Chuck Type	3/8" Metal Single Sleeve
Length	7-3/8"
Weight	2.5 lbs



Includes (2) M12™ LITHIUM-ION Batteries, 30-Minute Charger, Carrying Case

M12™ Cordless 3/8" Square Drive Impact Wrench Kit
2451-22 (Bare tool 2451-20)

Specifications:

Peak Torque	1,000 in-lbs
RPM	0 – 2,200
IPM	0 – 3,000
Anvil	3/8" Friction Ring
Length	6-1/2"
Weight	2.3 lbs



Includes (2) M12™ LITHIUM-ION Batteries, 30-Minute Charger, Carrying Case

M12™ Cordless 3/8" Right Angle Drill Driver Kit
2415-21 (Bare tool 2415-20)

Specifications:

Peak Torque	100 in-lbs
RPM	0 – 800
Clutch Settings	11+Drill
Chuck Type	3/8" Single Sleeve
Head Length	3-3/4"
Weight	2.4 lbs



Includes (1) M12™ LITHIUM-ION Battery, 30-Minute Charger, Soft Carrying Case

M12™ Cordless No-Hub Coupling Drill Driver Kit
2455-22 (Bare tool 2455-20)

Specifications:

Torque Settings	60 in-lbs and 80 in-lbs
RPM	0 – 250 / 0 – 750
Chuck Type	1/4" Hex
LED Torque Indicator	YES
LED Calibration Indicator	YES



Includes (2) M12™ LITHIUM-ION Batteries, 30-Minute Charger, (3) SHOCKWAVE™ Nut Drivers (1/4", 5/16", 3/8"), Carrying Case

M12™ Cordless Screwdriver Kit
2401-22 (Bare tool 2401-20)

Specifications:

Peak Torque	150 in-lbs
RPM	0 – 500
Chuck Type	1/4" Hex Quick Change
Length	7"
Weight	2.2 lbs



Includes (2) M12™ LITHIUM-ION Batteries, 30-Minute Charger, Soft Carrying Case



M12™ Cordless 1/4" Hex Impact Driver Kit
2450-22 (Bare tool 2450-20)

Specifications:

Peak Torque	850 in-lbs
RPM	0 – 2,000
IPM	0 – 3,000
Anvil	1/4" Hex
Length	6-1/2"
Weight	2.3 lbs



Includes (2) M12™ LITHIUM-ION Batteries, 30-Minute Charger, Carrying Case

M12™ Tool Holster
2335-20

Specifications:

- On-Board Bit Storage
- Designed to Fit M12™ Drilling and Fastening Tools



M12™ TOOLS



Nothing but **HEAVY DUTY.**

M-SPECTOR™ M12™ Cordless Digital Inspection Camera Kit 2310-21

Specifications:

Screen Size	2.4" LCD
Camera Head Diameter	0.7" (17mm)
Adjustable Image Zoom	2X
LED Brightness	3X
Display Resolution	320 x 240



Includes (1) M12™ LITHIUM-ION Battery, 30-Minute Charger, 17mm - 3' Camera Cable, Carrying Case

ProPEX® M12™ Cordless Expansion Tool Kit 2432-22 (Bare tool 2432-20)

Specifications:

Speed	60 SPM
Head Rotation	Built-in Auto-Rotator
Capacity	3/8" - 1"
Head Compatibility	3/8" - 1" M12™ / Uponor®
LED Light	YES



**AVAILABLE
FALL 2010**

ProPEX® is a registered trademark of Uponor, Inc.

Includes (2) M12™ LITHIUM-ION Batteries, 30-Minute Charger, 1/2" Expansion Head, 3/4" Expansion Head, 1" Expansion Head, Grease, Carrying Case

M12™ ProPEX® Accessory Heads

Specifications:

49-16-2403	M12™ 3/8" Expansion Head
49-16-2404	M12™ 1/2" Expansion Head
49-16-2405	M12™ 5/8" Expansion Head
49-16-2406	M12™ 3/4" Expansion Head
49-16-2408	M12™ 1" Expansion Head



Compatible with M12™ and M18™ ProPEX® Expansion Tools

M-SPECTOR™ AV M12™ Cordless Multimedia Camera Kit 2311-21

Specifications:

Photo/Video/Audio Recording	YES
Screen Size	3.5" LCD
Camera Head Diameter	0.7" (17mm)
Adjustable Zoom/LED Brightness	YES
Display Resolution	320 x 240



Includes (1) M12™ LITHIUM-ION Battery, 30-Minute Charger, 17mm - 3' Camera Cable, 2 GB Memory Card, USB Cable, Carrying Case

HACKZALL® M12™ Cordless Recip Saw Kit 2420-21, 2420-22 (Bare tool 2420-20)

Specifications:

SPM	0 - 3,000
Stroke Length	1/2"
Weight	2.6 lbs
Blade Clamp	QUICK-LOK®
Length	11"



Includes 2420-21: (1) M12™ LITHIUM-ION Battery, 30-Minute Charger, Contractor Bag
2420-22: (2) M12™ LITHIUM-ION Batteries, 30-Minute Charger, Carrying Case

M-SPECTOR™ AV M12™ Cordless Multimedia Camera Kit 2312-21

Specifications:

Photo/Video/Audio Recording	YES
Screen Size	3.5" LCD
Camera Head Diameter	0.4" (9.5mm)
Adjustable Zoom/LED Brightness	YES
Display Resolution	320 x 240



Includes (1) M12™ LITHIUM-ION Battery, 30-Minute Charger, 9.5mm - 3' Camera Cable, 2GB Memory Card, USB Cable, Carrying Case

RELATED ACCESSORIES

M-SPECTOR™ Cables (17mm) 3' Replacement Digital Camera Cable

48-53-0115
Fits models 2300-20, 2310-21



3' Extension Cable

48-53-0110
Fits models 2300-20, 2310-21



M-SPECTOR™ AV Cables (17mm) AV 3' Replacement Digital Camera Cable

48-53-0125
Fits models 2311-21 and 2312-21



(9.5mm) AV 3' Replacement Analog Camera Cable

48-53-0130
Fits models 2311-21 and 2312-21



AV 3' Extension Cable

48-53-0141
Fits models 2311-21, 2312-21



AV 8' Extension Cable

48-53-0140
Fits models 2311-21, 2312-21



M12™ TOOLS



Nothing but **HEAVY DUTY.**

BUY NOW



M12™ Cordless Grease Gun Kit
2446-21XC (Bare tool 2446-20)

Specifications:

Output Pressure	Over 8,000 PSI
Run-Time	Up to 7 Grease Cartridges per Charge
Grease Capacity	14 oz. Cartridge 16 oz. Bulk
Air Bleeder Valve	YES
Weight	7.2 lbs



Includes (1) M12™ XC High Capacity LITHIUM-ION Battery, 30-Minute Charger, Carrying Case

M12™ Cordless Copper Tubing Cutter Kit
2471-21 (Bare tool 2471-20)

Specifications:

Capacity	3/8" – 1" (1/2" – 1-1/8" O.D.)
Cutting Head	Water/Rust Resistant
Tubing Type	M, L and K Copper
Mechanism	Auto-Adjusting/Auto-Locking
Clearance	1-1/2"



Includes (1) M12™ LITHIUM-ION Battery, 30-Minute Charger, Carrying Case

RELATED ACCESSORY

Copper Tubing Cutter Wheels 48-38-0010



M12™ PVC/PEX Shear Kit
2470-21 (Bare tool 2470-20)

Specifications:

Capacity	Up to 2" PVC (2-3/8" O.D.)
Blade	3mm Reinforced Stainless Steel
Shear Head	Water / Rust Resistant Aluminum Jaw
Torque	1,900 in-lbs
Switch Type	Two-Action, Variable Speed w/ Reverse



Includes (1) M12™ LITHIUM-ION Battery, 30-Minute Charger, Carrying Case

RELATED ACCESSORY

PVC Shear Blade 48-44-0400



M12™ Cordless 2-Beam Plumb Laser Kit
2320-21 (Bare tool 2320-20)

Specifications:

Accuracy	1/4" @ 100'
Leveling Range	± 4 Degrees
Out of Level Indicator	YES
Magnetic Base	YES
Battery	M12™ LITHIUM-ION Battery



Includes (1) M12™ LITHIUM-ION Battery, 30-Minute Charger, Carrying Case

M12™ Cordless Power Port
2349-20

Specifications:

Output Ports	12V Vehicle/USB
12V Output	3A
USB Output	750mA



Battery and Charger Sold Separately

M12™ TOOLS



Nothing but **HEAVY DUTY**®

M12™ TOOLS

M12™ Cordless LED Work Light

49-24-0146

Specifications:

Light	160 Lumen LED
Optics	Faceted Reflector
Head Rotation	90°
Hands Free	Integrated Magnet

Battery and Charger Sold Separately



M12™ Cordless Work Light

49-24-0145

Specifications:

Light	Xenon Bulb
Head Rotation	90°
Hands Free	Integrated Magnet

Battery and Charger Sold Separately



RELATED ACCESSORY

LED Upgrade 49-81-0090
Compatible with Milwaukee® M12™, M18™, M28™ and most other power tool work lights



M12™ LITHIUM-ION Battery Charger

48-59-2401

Specifications:

Charge Time	(48-11-2401) 30-minutes
	(48-11-2402) 1-hour



M12™ Cordless Compact LITHIUM-ION Battery

48-11-2401

Specifications:

Battery Type	Compact LITHIUM-ION
Warranty	2-years
Weight	0.4 lbs



M12™ AC/DC Wall Vehicle Charger

2510-20

Specifications:

Charge Time	(48-11-2401) 40-minutes
	(48-11-2402) 80-minutes



M12™ Cordless XC HIGH CAPACITY LITHIUM-ION Battery

48-11-2402

Specifications:

Battery Type	LITHIUM-ION
Warranty	2-years
Weight	0.9 lbs
Over-molded Base	YES



M12™ Cordless 2-Tool Combo Kit

2490-22

Tools included:

Screwdriver	2401-20
HACKZALL® Recip Saw	2420-20

Includes (2) M12™ LITHIUM-ION Batteries, 30-Minute Charger, Contractor Bag



M12™ Cordless 2-Tool Combo Kit

2491-22

Tools included:

1/4" Hex Impact Driver	2450-20
HACKZALL® Recip Saw	2420-20

Includes (2) M12™ LITHIUM-ION Batteries, 30-Minute Charger, Contractor Bag





Nothing but **HEAVY DUTY.**

BUY NOW

M12™ Cordless 2-Tool Combo Kit

2239-23



Tools included:

CLAMP-GUN™ Clamp Meter	2239-20
Screwdriver	2401-20

Includes (2) M12™ LITHIUM-ION Batteries, 30-Minute Charger, Contractor Bag

M12™ Cordless 2-Tool Combo Kit

2276-23



Tools included:

LASER TEMP-GUN™ Thermometer	2276-20
Screwdriver	2401-20

Includes (2) M12™ LITHIUM-ION Batteries, 30-Minute Charger, Contractor Bag



M12™ Cordless 4-Tool Combo Kit

2490-24



Tools included:

Screwdriver	2401-20
Copper Tubing Cutter	2471-20
HACKZALL® Recip Saw	2420-20
Work Light	49-24-0145

Includes (2) M12™ LITHIUM-ION Batteries, 30-Minute Charger, Contractor Bag



M12™ Cordless 4-Tool Combo Kit

2491-24



Tools included:

Screwdriver	2401-20
1/4" Hex Impact Driver	2450-20
HACKZALL® Recip Saw	2420-20
Work Light	49-24-0145

Includes (2) M12™ LITHIUM-ION Batteries, 30-Minute Charger, Contractor Bag

M12™ Cordless 2-Tool Combo Kit

2290-23



Tools included:

SUB-SCANNER™ Detection Tool	2290-20
Screwdriver	2401-20

Includes (2) M12™ LITHIUM-ION Batteries, 30-Minute Charger, Contractor Bag

M12™ Cordless 4-Tool Combo Kit

2494-24



Tools included:

3/8" Drill Driver	2410-20
1/4" Hex Impact Driver	2450-20
HACKZALL® Recip Saw	2420-20
Work Light	49-24-0145
AC/DC Charger	2510-20

Includes (1) M12™ XC High Capacity LITHIUM-ION Battery, (1) M12™ LITHIUM-ION Battery, Contractor Bag

M12™ Cordless 3-Tool Combo Kit

2491-23



Tools included:

Screwdriver	2401-20
3/8" Impact Wrench	2451-20
Work Light	49-24-0145

Includes (2) M12™ LITHIUM-ION Batteries, 30-Minute Charger, Contractor Bag



M12™ TOOLS



Nothing but **HEAVY DUTY**®

DESIGNED TO A HIGHER STANDARD

Milwaukee® offers a comprehensive line of Test & Measurement tools built specifically for you. Everything from our high contrast white on black displays, to our built in work light and voltage detection, to our rugged over molding is designed to make your job easier. Milwaukee® also offers the only rechargeable system for Test & Measurement tools, powered by our M12™ LITHIUM-ION battery. Built to last, Milwaukee® Test & Measurement tools are backed by the Milwaukee® 5 Year Warranty.



TEST & MEASUREMENT

CLAMP-GUN™ M12™ Cordless Clamp Meter Kit for HVAC/R

2238-21 (Bare tool 2238-20)

Specifications:

Current Range	600A AC
Voltage Range	1,000V AC/DC
Safety Rating	CAT IV 600V / CAT III 1,000V
Contact Temperature Range	-40° F to 1,000° F (-40° C to 538° C)



Includes (1) M12™ LITHIUM-ION Battery Pack, 30-Minute Charger, Electrical Test Lead Set, Dual Banana Thermocouple, Carrying Case, Manual



SUB-SCANNER™ M12™ Cordless Detection Tool Kit

2290-21 (Bare tool 2290-20) (Combo Kit 2290-23)

Specifications:

Detects Rebar in Concrete	YES
Depth (Metal)	6"
Depth (Wood, Metal Stud)	1-1/2"
Stud Edges & Center	YES



Includes (1) M12™ LITHIUM-ION Battery Pack, 30-Minute Charger, Carrying Case, Manual



CLAMP-GUN™ M12™ Cordless Clamp Meter Kit

2239-21 (Bare tool 2239-20) (Combo Kit 2239-23)

Specifications:

Current Range	1,000A AC/DC
Voltage Range	1,000V AC/DC
Safety Rating	CAT IV 600V / CAT III 1,000V
TRMS	YES



Includes (1) M12™ LITHIUM-ION Battery Pack, 30-Minute Charger, Electrical Test Lead Set, Carrying Case, Manual



M12™ Fork Meter

2207-21 (Bare tool 2207-20)

Specifications:

Current Range	200A AC
Voltage Range	1,000V AC/DC
Safety Rating	CAT IV 600V / CAT III 1,000V
Fork Opening	0.63"
TRMS	YES



Includes (1) M12™ LITHIUM-ION Battery Pack, 30-Minute Charger, Electrical Test Lead Set, Carrying Case, Manual



LASER TEMP-GUN™ M12™ Cordless Thermometer Kit

2276-21 (Bare tool 2276-20) (Combo Kit 2276-23)

Specifications:

Temperature Range	-22° F to 1,472° F (-30° C to 800° C)
Basic Accuracy	1.50%
Distance to Spot	40 to 1
Contact Temperature Range	-40° F to 1,022° F (-40° C to 550° C)



Includes (1) M12™ LITHIUM-ION Battery Pack, 30-Minute Charger, K-Type Thermocouple, Carrying Case, Manual



Fork Meter

2205-20

Specifications:

Current Range	200A AC
Voltage Range	1,000V AC/DC
Lo-Z	YES
Safety Rating	CAT IV 600V / CAT III 1,000V
Fork Opening	0.63"
TRMS	YES



Includes Electrical Test Lead Set, (2) AA Batteries, Manual



LASER TEMP-GUN™ M12™ Cordless Thermometer Kit for HVAC/R

2277-21 (Bare tool 2277-20)

Specifications:

Humidity & Dew Point	YES
Temperature Range	-22° F to 1,472° F (-30° C to 800° C)
Basic Accuracy	1.50%
Distance to Spot	40 to 1
Contact Temperature Range	-40° F to 1,022° F (-40° C to 550° C)



Includes (1) M12™ LITHIUM-ION Battery Pack, 30-Minute Charger, K-Type Thermocouple, Carrying Case, Manual



Fork Meter for HVAC/R

2206-20

Specifications:

Current Range	200A AC
Voltage Range	1,000V AC/DC
Safety Rating	CAT IV 600V / CAT III 1,000V
Contact Temperature Range	-40° F to 752° F (-40° C to 400° C)
Fork Opening	0.63"
TRMS	YES



Includes Electrical Test Lead Set, Dual Banana Thermocouple, (2) AA Batteries, Manual





Nothing but **HEAVY DUTY.**

BUY NOW

Digital Multimeter

2216-20

**AVAILABLE
FALL 2010**

Specifications:

Voltage Range	6mV to 600V AC 600mV to 600V DC
Safety Rating	CAT III 600V
TRMS	YES
Current Range	0.040A to 10.00A AC/DC

Includes Electrical Test Lead Set, (2) AA Batteries, Manual



LASER TEMP-GUN™

2266-20

Specifications:

Temperature Range	-20° F to 932° F (-30° C to 500° C)
Basic Accuracy	1.50%
Distance to Spot	12 to 1
Contact Temperature Range	-22° F to 842° F (-30° C to 450° C)

Includes (3) AA Batteries, Manual



Digital Multimeter

2217-20

Specifications:

Voltage Range	6mV to 600V AC 600mV to 600V DC
Lo-Z	YES
Safety Rating	CAT III 600V
TRMS	YES
Current Range	0.040A to 10.00A AC/DC
Contact Temperature Range	-40° F to 752° F (-40° C to 400° C)

Includes Electrical Test Lead Set, Dual Banana Thermocouple, (2) AA Batteries, Manual



Laser Distance Meter

2280-20

Specifications:

Distance Range	0.16' (0.05m) to 197' (60m)
Basic Accuracy	± 0.059" (± 1.5 mm)
Display Resolution	000' 00 in 1/8, 000.00', 00.000 m
Arithmetic Functions	YES

Includes (2) AAA batteries, Carrying Case, Manual



400 Amp Clamp Meter

2235-20

**AVAILABLE
FALL 2010**

Specifications:

Current Range	400A AC
Voltage Range	600V AC/DC
Safety Rating	CAT III 600V
TRMS	YES

Includes Electrical Test Lead Set, (2) AA Batteries, Manual

405.759



Voltage Detector with Work Light

2201-20

Specifications:

Voltage Range	90 to 600V AC
Safety Rating	CAT III 600V
AC Volts	600
Scan for AC Electrical	YES

Includes (1) AAA Battery, Pocket Clip, Manual



Clamp Meter for HVAC/R

2236-20

Specifications:

Current Range	600A AC
Voltage Range	600V AC/DC
Safety Rating	CAT III 600V
Contact Temperature Range	-40° F to 752° F (-40° C to 400° C)
TRMS	YES

Includes Electrical Test Lead Set, Dual Banana Thermocouple, (2) AA Batteries, Manual



Voltage Detector with LED

2202-20

**AVAILABLE
FALL 2010**

Specifications:

Voltage Range	50 to 1,000V AC
Safety Rating	CAT IV 1,000V
LED Light	YES
Scan for AC Electrical	YES

Includes (2) AAA Batteries, Manual



Clamp Meter

2237-20

Specifications:

Current Range	600A AC/DC
Voltage Range	600V AC/DC
Safety Rating	CAT III 600V
TRMS	YES

Includes Electrical Test Lead Set, (2) AA Batteries, Manual



Electrical Test Lead Set 49-77-1001
Industrial Test Lead Set 49-77-1003
Industrial Test Probes 49-77-1004
Industrial Alligator Clips 49-77-1005
 Fits models 2205-20, 2206-20, 2207-21, 2216-20, 2217-20, 2235-20, 2236-20, 2237-20, 2238-21 and 2239-21

Thermocouple (Dual Banana) 49-77-2001
 Fits models 2206-20, 2217-20, 2236-20 and 2238-21

Thermocouple (K-type) 49-77-2002
 Fits models 2266-20, 2276-21 and 2277-21

Magnetic Meter Holder 49-77-3001
 Fits models 2207-21, 2217-20

Meter Cases 48-55-0175, 48-55-0180 (Large)



Nothing but **HEAVY DUTY.**



THE FASTEST GROWING LITHIUM-ION CORDLESS SYSTEM

The fast growing M18™ LITHIUM-ION cordless system delivers more torque, more power, and longer run-time than the competition, and is backed by an exclusive 5 Year Warranty. Patented technologies and electronics, innovative motor design, and superior ergonomics provide the most efficient combination of power, weight and performance.



M18™ TOOLS

M18™ Cordless 1/2" High Performance Hammer Drill Driver Kit

2611-24 (Bare tool 2611-20)

Specifications:

Peak Torque	650 in-lbs
RPM	450 / 1,800
BPM	0 – 28,000
Chuck Type	1/2" Metal Single Sleeve w/ Carbide Jaws
Length	9-1/4"



Includes (2) M18™ XC High Capacity LITHIUM-ION Batteries, 1-Hour Charger, Side Handle, Carrying Case

M18™ Cordless 1/2" High Performance Drill Driver Kit

2610-24 (Bare tool 2610-20)

Specifications:

Peak Torque	650 in-lbs
RPM	450 / 1,800
Chuck Type	1/2" Metal Single Sleeve w/ Carbide Jaws
Weight	5.53 lbs
Length	9-1/4"



Includes (2) M18™ XC High Capacity LITHIUM-ION Batteries, 1-Hour Charger, Side Handle, Carrying Case

M18™ Cordless 1/2" Hammer Drill Driver Kit

2602-22 (Bare tool 2602-20)

Specifications:

Peak Torque	550 in-lbs
RPM	450 / 1,700
BPM	0 – 29,000
Chuck Type	1/2" Metal Single Sleeve w/ Carbide Jaws
Length	8-1/2"



Includes (2) M18™ XC High Capacity LITHIUM-ION Batteries*, 1-Hour Charger, Carrying Case

M18™ Cordless 1/2" Hammer Drill Driver Kit

2602-22CT (Bare tool 2602-20)

Specifications:

Peak Torque	450 in-lbs
RPM	450 / 1,700
BPM	0 – 29,000
Chuck Type	1/2" Metal Single Sleeve w/ Carbide Jaws
Length	8-1/2"



Includes (2) M18™ Compact LITHIUM-ION Batteries*, 30-Minute Charger, Carrying Case

M18™ Cordless Compact Drill Driver Kit

2601-22 (Bare tool 2601-20)

Specifications:

Peak Torque	400 in-lbs
RPM	350 / 1,400
Chuck Type	1/2" Single Sleeve
Weight	3.9 lbs
Length	7-3/4"
Weight	3.9 lbs



Includes (2) M18™ Compact LITHIUM-ION Batteries*, 30-Minute Charger, Carrying Case

M18™ Cordless 3/4" High Torque Impact Wrench Kit

2664-22 (Bare tool 2664-20)

Specifications:

Peak Torque	525 ft-lbs
RPM / IPM	1,900 / 2,200
Anvil	3/4" Friction Ring
Weight	6.8 lbs
Length	9"



Includes (2) M18™ XC High Capacity LITHIUM-ION Batteries, 1-Hour Charger, Carrying Case

M18™ Cordless 1/2" High Torque Impact Wrench Kit

2663-22 (Bare tool 2663-20)

Specifications:

Peak Torque	450 ft-lbs
RPM / IPM	1,900 / 2,200
Anvil	1/2" Friction Ring
Weight:	6.7 lbs
Length:	8-7/8"



Includes (2) M18™ XC High Capacity LITHIUM-ION Batteries, 1-Hour Charger, Carrying Case





Nothing but **HEAVY DUTY.**

BUY NOW

M18™ Cordless 1/2" High Torque Impact Wrench Kit 2662-22 (Bare tool 2662-20)

Specifications:

Peak Torque	450 ft-lbs
RPM / IPM	1,900 / 2,200
Anvil	1/2" Pin Detent
Weight:	6.7 lbs
Length:	8-7/8"



Includes (2) M18™ XC High Capacity LITHIUM-ION Batteries, 1-Hour Charger, Carrying Case

M18™ Cordless 1/4" Hex Compact Impact Driver Kit 2650-21 (Bare tool 2650-20)

Specifications:

Peak Torque	1,400 in-lbs
RPM / IPM	2,200 / 3,200
Anvil	1/4" Hex
Weight	3.5 lbs
Length	5-3/4"



Includes (2) M18™ Compact LITHIUM-ION Batteries*, 30-Minute Charger, Belt Hook, Carrying Case

M18™ Cordless 7/16" Hex High Torque Impact Wrench Kit 2665-22 (Bare tool 2665-20)

Specifications:

Peak Torque	350 ft-lbs
RPM / IPM	1,900 / 2,200
Anvil	7/16" Hex
Weight	7 lbs
Length	9-1/2"



Includes (2) M18™ XC High Capacity LITHIUM-ION Batteries, 1-Hour Charger, Carrying Case

M18™ Cordless 1/2" Compact Impact Wrench Kit 2652-22 (Bare tool 2652-20)

Specifications:

Peak Torque	2,200 in-lbs
RPM / IPM:	2,200 / 3,200
Anvil:	1/2" Pin Detent
Weight:	4.1 lbs
Length:	5-3/4"



Includes (2) M18™ XC High Capacity LITHIUM-ION Batteries*, 1-Hour Charger, Belt Hook, Carrying Case

M18™ Cordless 3/8" Compact Impact Wrench Kit 2651-22 (Bare tool 2651-20)

Specifications:

Peak Torque	2,000 in-lbs
RPM / IPM	2,200 / 3,200
Anvil	3/8" Friction Ring
Weight	4.1 lbs
Length	5-3/4"



Includes (2) M18™ XC High Capacity LITHIUM-ION Batteries*, 1-Hour Charger, Belt Hook, Carrying Case

M18™ Cordless 1/4" Hex Compact Impact Driver Kit 2650-22 (Bare tool 2650-20)

Specifications:

Peak Torque	1,400 in-lbs
RPM / IPM	2,200 / 3,200
Anvil	1/4" Hex
Weight	4.1 lbs
Length	5-3/4"



Includes (2) M18™ XC High Capacity LITHIUM-ION Batteries*, 1-Hour Charger, Belt Hook, Carrying Case



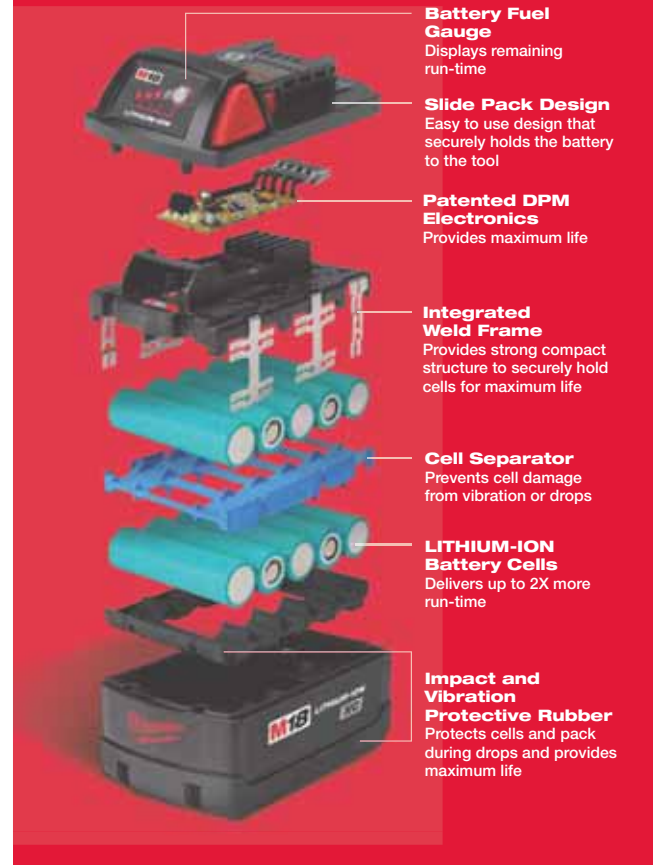
THE POWER OF DPM

When it comes to providing maximum cordless power on the jobsite, nothing comes close to LITHIUM-ION and nothing is better than Milwaukee's M18™ LITHIUM-ION batteries with DPM – Digital Power Management.



DPM Features

- **Overload Protection**
Prevents user from damaging their cordless power tool investment in abusive situations
- **Temperature Management System**
Keeps battery in ideal temperature range to provide maximum life
- **Individual Cell Voltage Monitoring**
Ensures optimal charge and discharge for maximum life
- **Discharge Protection**
Prevents cell damage from over-discharge
- **Battery Fuel Gauge**
Displays remaining run-time



M18™ TOOLS

*Compatible with M18™ XC High Capacity LITHIUM-ION Batteries or M18™ Compact LITHIUM-ION Batteries



Nothing but **HEAVY DUTY**®

SAWZALL® M18™ Cordless Recip Saw Kit

2620-22/2620-21 (Bare tool 2620-20)

Specifications:

SPM	0 – 3,200
Stroke Length	1"
Weight	7.9 lbs
Blade Clamp	Lever Action QUIK-LOK®
Anti-Vibration	YES



Includes

2620-22: (2) M18™ XC High Capacity LITHIUM-ION Batteries, 1-Hour Charger, SAWZALL® Blade, Carrying Case
2620-21: (1) M18™ XC High Capacity LITHIUM-ION Battery, 1-Hour Charger, SAWZALL® Blade, Carrying Case

M18™ Cordless Band Saw Kit

2629-22 (Bare tool 2629-20)

Specifications:

SFPM	480
Capacity	3-1/4" x 3-1/4"
Weight	10.25 lbs
Material Guide	Tool-Free
Blade Ejection System	YES



Includes (2) M18™ XC High Capacity LITHIUM-ION Batteries, 1-Hour Charger, Blade, Carrying Case

HACKZALL® M18™ Cordless One-Handed Recip Saw Kit

2625-21 (Bare tool 2625-20)

Specifications:

SPM	0 – 3,000
Stroke Length	3/4"
Weight	5.6 lbs
Blade Clamp	QUIK-LOK®
Anti-Vibration	YES



Includes (1) M18™ XC High Capacity LITHIUM-ION Battery*, 1-Hour Charger, SAWZALL® Blade, Contractor Bag



HACKZALL® M18™ Cordless One-Handed Recip Saw Kit

2625-21CT (Bare tool 2625-20)

Specifications:

SPM	0 – 3,000
Stroke Length	3/4"
Weight	5.0 lbs
Blade Clamp	QUIK-LOK®
Anti-Vibration	YES



Includes (1) M18™ Compact LITHIUM-ION Battery*, 30-Minute Charger, SAWZALL® Blade, Contractor Bag

M18™ Cordless 6-1/2" Circular Saw Kit

2630-22 (Bare tool 2630-20)

Specifications:

RPM	3,500
Bevel Capacity	50°
Arbor	5/8"
Blade Guards	Magnesium
Shoe	Aircraft Aluminium



Includes (2) M18™ XC High Capacity LITHIUM-ION Batteries, 1-Hour Charger, Circular Saw Blade, Rip Fence, Wrench, Contractor Bag

M18™ Cordless 4-1/2" Cut-Off/Grinder Kit

2680-22 (Bare tool 2680-20)

Specifications:

RPM	9,000
Switch	Paddle
Guard Adjustment	Tool-Free
Overload Protection	YES
Handle Positions	3



Includes (2) M18™ XC High Capacity LITHIUM-ION Batteries, 1-Hour Charger, Type 1 Guard, Type 27 Guard, Type 1 Cut-Off Wheel, Spanner Wrench, Side-Handle, Contractor Bag

M18™ Cordless Jig Saw Kit

2645-22 (Bare tool 2645-20)

Specifications:

SPM	2,200
Stroke Length	1"
Orbital Settings	5
Blade Clamp	Tool-Free
Bevel Adjustment	45° Tool-Free



Includes (2) M18™ XC High Capacity LITHIUM-ION Batteries, 1-Hour Charger, Jig Saw Blade, Non-Marring Shoe, Carrying Case

ProPEX® M18™ Cordless Expansion Tool Kit

2632-22 (Bare tool 2632-20)

Specifications:

Speed	45 SPM
Head Rotation	Built-in Auto Rotator
Capacity	3/8" – 1-1/2"
Compatibility	3/8" – 1" M12, 1" – 1-1/2" M18/Uponor
LED light	YES



**AVAILABLE
FALL 2010**

ProPEX® is a registered trademark of Uponor, Inc.

M18™ ProPEX® Accessory Heads

Specifications:

49-16-2608	M18™ 1" Expansion Head
49-16-2610	M18™ 1-1/4" Expansion Head
49-16-2612	M18™ 1-1/2" Expansion Head

Compatible with M18™ ProPEX® Expansion Tools Only



M18™ TOOLS



Nothing but **HEAVY DUTY.**[®]

BUY NOW

Jobsite Radio

2790-20



Specifications:

Powered By	M12™, M18™, M28™, 12V-18V NiCd, AC Outlet
Tuner	Digital Reception with Signal Processor
Speakers	4" High Performance Poly
Display	Digital
Auxiliary Input	1/8" Stereo Jack
Equalizer	Customizable Bass and Treble



Includes 1/8" Auxiliary Input Cord, (2) AA Batteries (For Memory Backup). Battery and Charger Sold Separately*

M18™ Cordless Wet/Dry Vacuum

0880-20

Specifications:

Material	Wet/Dry
Capacity	2 gallons
Max Air Flow	45 cu ft/min
Sealed Suction in Water	32"
Height	11-1/2"



Includes Filter Assembly, Crevice Tool, Wide Utility Nozzle, Hose. Batteries and Charger Sold Separately*

M18™ Cordless LED Work Light

2735-20

Specifications:

Light	160 Lumen LED
Optics	Faceted Reflector
Head Rotation	135°
Hands Free	Integrated Hook



Battery and Charger Sold Separately*

M18™ LITHIUM-ION Battery Charger

48-59-1801

Specifications:

Charge Time	(48-11-1815) 30-Minutes (48-11-1828) 1-Hour
-------------	--



M18™ Cordless Work Light

49-24-0171

Specifications:

Bulb	High Intensity Xenon
Optics	Faceted Reflector
Head Rotation	135°
Hands Free	Integrated Hook



Battery and Charger Sold Separately*

M18™ AC/DC WALL and Vehicle Charger

2710-20

Specifications:

Charge Time	(48-11-1815) 30-Minutes (48-11-1828) 1-Hour
-------------	--



RELATED ACCESSORY

LED Upgrade 49-81-0090
Compatible with Milwaukee® M12™, M18™, M28™ and most other power tool work lights



M18™ Cordless Compact LITHIUM-ION Battery

48-11-1815

Specifications:

Battery Type	LITHIUM-ION
Warranty	2-years



M18™ Cordless 1/2" Hammer Drill Driver Kit - AC/DC Charger

2602-22DC

Tools included:

1/2" Hammer Drill Driver	2602-20
AC/DC Charger	2710-20

Includes (2) M18™ XC High Capacity LITHIUM-ION Batteries, Contractor Bag



M18™ Cordless XC High Capacity LITHIUM-ION Battery

48-11-1828

Specifications:

Battery Type	LITHIUM-ION
--------------	-------------



M18™ Cordless 2-Tool Combo Kit

2695-22

Tools included:

1/2" Hammer Drill Driver	2602-20
HACKZALL® Recip Saw	2625-20

Includes (2) M18™ XC High Capacity LITHIUM-ION Batteries, 1-Hour Charger, (1) SAWZALL® Blade, Contractor Bag



*Compatible with M18™ XC High Capacity LITHIUM-ION Batteries or M18™ Compact LITHIUM-ION Batteries



Nothing but **HEAVY DUTY**®

M18™ Cordless 4-Tool Combo Kit

2690-24

Tools included:

1/2" High Performance Hammer Drill Driver	2611-20
SAWZALL® Recip Saw	2620-20
Circular Saw	2630-20
Work Light	49-24-0171



Includes (2) M18™ XC High Capacity LITHIUM-ION Batteries, 1-Hour Charger, (1) SAWZALL® Blade, (1) Circular Saw Blade, Rip Fence, Wrench, Side Handle, Contractor Bag

M18™ Cordless 2-Tool Combo Kit

2690-22

Tools included:

1/2" High Performance Hammer Drill Driver	2611-20
SAWZALL® Recip Saw	2620-20



Includes (2) M18™ XC High Capacity LITHIUM-ION Batteries, 1-Hour Charger, (1) SAWZALL® Blade, Side Handle, Contractor Bag

M18™ Cordless 4-Tool Combo Kit

2692-24

Tools included:

1/2" High Performance Hammer Drill Driver	2611-20
1/4" Hex Impact Driver	2650-20
SAWZALL® Recip Saw	2620-20
Work Light	49-24-0171



Includes (2) M18™ XC High Capacity LITHIUM-ION Batteries, 1-Hour Charger, Side Handle, (1) SAWZALL® Blade, Belt Hook, Contractor Bag

M18™ Cordless 2-Tool Combo Kit

2694-22

Tools included:

1/2" Hammer Drill Driver	2602-20
SAWZALL® Recip Saw	2620-20



Includes (2) M18™ XC High Capacity LITHIUM-ION Batteries, 1-Hour Charger, (1) SAWZALL® Blade, Contractor Bag

M18™ Cordless 4-Tool Combo Kit

2694-24

Tools included:

1/2" Hammer Drill Driver	2602-20
SAWZALL® Recip Saw	2620-20
Circular Saw	2630-20
Work Light	49-24-0171



Includes (2) M18™ XC High Capacity LITHIUM-ION Batteries, 1-Hour Charger, Side Handle, (1) SAWZALL® Blade, (1) Circular Saw Blade, Rip Fence, Wrench, Contractor Bag

M18™ Cordless 2-Tool Combo Kit

2691-22

Tools included:

1/2" Hammer Drill Driver	2602-20
1/4" Hex Impact Driver	2650-20



Includes (2) M18™ XC High Capacity LITHIUM-ION Batteries, 1-Hour Charger, Belt Hook, Contractor Bag

M18™ Cordless 3-Tool Combo Kit

2696-23

Tools included:

1/2" High Torque Impact Wrench	2663-20
3/8" Compact Impact Wrench	2651-20
Work Light	49-24-0171



Includes (2) M18™ XC High Capacity LITHIUM-ION Batteries, 1-Hour Charger, Belt Hook, Contractor Bag

M18™ Cordless 2-Tool Combo Kit

2691-22

Tools included:

1/2" Compact Drill Driver	2601-20
1/4" Hex Impact Driver	2650-20



Includes (2) M18™ Compact LITHIUM-ION Batteries, 30-Minute Charger, Belt Hook, Carrying Case

M18™ Cordless 3-Tool Combo Kit

2691-23

Tools included:

3/8" Compact Impact Wrench	2651-20
1/2" Compact Drill Driver	2601-20
Work Light	49-24-0171



Includes (2) M18™ Compact LITHIUM-ION Batteries, 30-Minute Charger, Belt Hook, Contractor Bag

M18™ Cordless 2-Tool Combo Kit

2693-22

Tools included:

3/8" Compact Impact Wrench	2651-20
Work Light	49-24-0171



Includes (2) M18™ Compact LITHIUM-ION Batteries, 30-Minute Charger, Belt Hook, Contractor Bag

M18™ TOOLS



Nothing but **HEAVY DUTY**®

BUY NOW

AVAILABLE FALL 2010



THE LARGEST HIGH VOLTAGE LITHIUM-ION CORDLESS SYSTEM

When superior power and run-time is a necessity, the full line of Milwaukee® M28™ LITHIUM-ION cordless products will provide the performance of corded tools in a durable and reliable cordless package. The patented Digital Power Management (DPM) is the only system that will allow you to perform heavy duty applications without compromising durability or run-time.



M28™ Cordless 1/2" Hammer Drill Driver Kit

0726-22 (Bare tool 0726-20)

Specifications:

Peak Torque	750 in-lbs
RPM (High)	0 – 1,800
RPM (Low)	0 – 450
BPM (High)	0 – 28,800
Chuck Type	1/2" Metal Single Sleeve w/ Carbide Jaws



Includes (2) M28™ LITHIUM-ION Batteries, 1-Hour Charger, Side-Handle, Carrying Case

M28™ Cordless Band Saw Kit

0729-21 (Bare tool 0729-20)

Specifications:

SFPM (low)	0 – 225
SFPM (high)	0 – 350
Capacity	4-3/4" x 4-3/4"
LED Light	YES



Includes (1) M28™ LITHIUM-ION Battery, 1-Hour Charger, Carrying Case

M28™ Cordless 1" Compact SDS Rotary Hammer Kit

0756-22 (Bare tool 0756-20)

Specifications:

BPM	0 – 4,700
RPM	0 – 1,400
Solid Bit Capacity	1"
Thin Wall Core Bit Capacity	2-1/2"
Tool Weight	9.5 lbs



Includes (2) M28™ LITHIUM-ION Batteries, 1-Hour Charger, Depth Gauge, Side Handle, Carrying Case

M28™ Cordless 6-1/2" Circular Saw Kit

0730-22 (Bare tool 0730-20)

Specifications:

RPM	4,200
Blade Size	6-1/2"
Blade Guard	Magnesium
Shoe	Aircraft Aluminum
Weight	9.8 lbs



Includes (2) M28™ LITHIUM-ION Batteries, 1-Hour Charger, Circular Saw Blade, Rip Fence, Wrench, Carrying Case

M28™ Cordless 1/2" Right Angle Drill Kit

0721-21 (Bare tool 0721-20)

Specifications:

Chuck Type	1/2" Keyed
RPM	0 – 400 / 0 – 1,000
Torque	1,081 in-lbs
Tool Weight	10.9 lbs



Includes (1) M28™ LITHIUM-ION Battery, 1-Hour Charger, Chuck Key, Side Handle, Carrying Case

M28™ Cordless Metal Cutting Saw Kit

0740-22 (Bare tool 0740-20)

Specifications:

RPM	3,200
Blade Size	6-7/8"
Shoe	Steel
Blade Guard	Magnesium
Weight	9.4 lbs



Includes (2) M28™ LITHIUM-ION Batteries, 1-Hour Charger, Circular Saw Blade, Wrench, Carrying Case

SAWZALL® M28™ Cordless Recip Saw Kit

0719-22 (Bare tool 0719-20)

Specifications:

SPM	0 – 2,000 / 0 – 3,000
Stroke Length	1-1/8"
Blade Clamp	QUIK-LOK®
Trigger	Variable
Weight	9.8 lbs



Includes (2) M28™ LITHIUM-ION Batteries, 1-Hour Charger, (2) SUPER SAWZALL® Blades, Carrying Case



M28™ TOOLS



Nothing but **HEAVY DUTY**®

M28™ Cordless 1/2" High Torque Impact Wrench Kit 0779-22 (Bare tool 0779-20)

Specifications:

Torque	325 ft-lbs
RPM/IPM	0 – 1,450 / 0 – 2,450
Anvil	1/2" Pin Detent
Length	12-1/8"
Trigger	Variable



Includes (2) M28™ LITHIUM-ION Batteries, 1-Hour Charger, Hanger Bracket w/Steel Ring, Carrying Case

M28™ Cordless LED Work Light 49-24-0187

Specifications:

Light	180 Lumen LED
Optics	Faceted Reflector
Head Rotation	135°
Hands Free	Integrated Hook



Battery and Charger Sold Separately

M28™ Cordless 7/16" Hex High Torque Impact Wrench 0799-20

Specifications:

Torque	325 ft-lbs
RPM/IPM	0 – 1,450 / 0 – 2,450
Anvil	7/16" Hex
Length	12-1/8"
Trigger	Variable



Includes Hanger Bracket w/ Steel Ring. Battery and Charger Sold Separately

M28™ Cordless Work Light 49-24-0185

Specifications:

Bulb	High Intensity Xenon
Optics	Faceted Reflector
Head Rotation	135°
Hands Free	Integrated Hook



Battery and Charger Sold Separately

RELATED ACCESSORY

LED Upgrade 49-81-0090
Compatible with Milwaukee® M12™, M18™, M28™ and most other power tool work lights



M28™ Cordless 4-1/2" Cut-Off/Grinder Kit 0725-21 (Bare tool 0725-20)

Specifications:

RPM	8,000
Trigger	Slide On
Guard	Tool-Free
Overload Protection	YES
Weight	6.8 lbs



Includes (1) M28™ LITHIUM-ION Battery, 1-Hour Charger, Side Handle, Spanner Wrench, Type 1 Cut-Off Wheel & Guard, Type 27 Grinding Wheel & Guard, Contractor Bag

M28™ Cordless Wet/Dry Vacuum 0780-20

Specifications:

Material	Wet/Dry
Capacity	2 Gallons
Air Flow	45 Cu. ft/min
Sealed Suction in Water	32"
Height	11-1/2"



Includes Filter Assembly, Crevice Tool, Wide Utility Nozzle, Hose
Battery and Charger Sold Separately

M28™ Cordless 4-Tool Combo Kit 0928-29

Tools included:

1/2" Hammer Drill Driver	0726-20
SAWZALL® Recip Saw	0719-20
Circular Saw	0730-20
Work Light	49-24-0185



Includes (2) M28™ LITHIUM-ION Batteries, 1-Hour Charger, (2) SAWZALL® Blades, (1) Circular Saw Blade, Rip Fence, Side Handle, Contractor Bag

M28™ Cordless LITHIUM-ION Battery Pack 48-11-2830

Specifications:

Battery Type	LITHIUM-ION
--------------	-------------



M28™ Cordless 3-Tool Combo Kit 0928-23

Tools included:

1/2" Hammer Drill Driver	0726-20
SAWZALL® Recip Saw	0719-20
Work Light	49-24-0185



Includes (2) M28™ LITHIUM-ION Batteries, 1-Hour Charger, (2) SAWZALL® Blades, Side Handle, Contractor Bag

M28™ LITHIUM-ION Battery Charger 48-59-2819

Specifications:

Charge Time	1 Hour
-------------	--------



M28™ TOOLS



Nothing but **HEAVY DUTY.**

BUY NOW

2.4 Volt Cordless Screwdriver Kit

6546-6

Specifications:

Peak Torque	26 in-lbs
RPM	200 / 400
Chuck Type	1/4" Hex
Weight	0.9 lbs
Length	9-1/4"



Includes (1) 2.4V NiCd Battery, Charger, (2) Phillips Bits, (1) Slotted Bit

2.4 Volt Cordless Screwdriver Kit w/ Chuck

6547-22

Specifications:

Peak Torque	26 in-lbs
RPM	200 / 400
Chuck Type	1/4" Hex
Weight	0.9 lbs
Length	9-1/4"



Includes (2) 2.4V NiCd Batteries, Charger, 1/4" Chuck Adaptor, Chuck Key, (2) Phillips Bits, (1) Slotted Bit, Carrying Case

4 Volt Cordless LITHIUM-ION Screwdriver Kit

0490-22 (Bare tool 0490-20)

Specifications:

Peak Torque	30 in-lbs
RPM	200 / 600
Chuck Type	1/4" Hex Quick Change
Weight	1.2 lbs
Length	11-5/8"



Includes (2) 4V LITHIUM-ION Batteries, 1-Hour Charger, (2) Driver Bits

REPLACEMENT BATTERIES

12.0 Volt NiCd Battery

48-11-1970

Specifications:

Battery Type	NiCd
Warranty	1 Year



14.4 Volt NiCd Battery

48-11-1024

Specifications:

Battery Type	NiCd
Warranty	1 Year



18 Volt NiCd Battery

48-11-2230

Specifications:

Battery Type	NiCd
Warranty	1 Year



14.4 Volt Cordless 10 oz. Caulk Gun Kit

6562-21

Specifications:

Max Force	620 lbs
Max Speed	23 in/min
Speed Settings	6
Trigger	Variable
Auto-Reverse Anti-Drip	YES



Includes (1) 14.4V Battery, Charger, 10 oz. Carriage, Plunger Rod, Wrench

14.4 Volt Cordless Quart Caulk Gun Kit

6562-23

Specifications:

Max Force	620 lbs
Max Speed	23 in/min
Speed Settings	6
Trigger	Variable
Auto-Reverse Anti-Drip	YES



Includes (1) 14.4V Battery, Charger, Quart Size Carriage, Plunger Rod, Wrench

14.4 Volt Cordless 20 oz. Caulk Gun Kit

6562-24

Specifications:

Max Force	620 lbs
Max Speed	23 in/min
Speed Settings	6
Trigger	Variable
Auto-Reverse Anti-Drip	YES



Includes (1) 14.4V Battery, Charger, 20 oz. Sausage Barrel, Plunger Rod, Wrench

RELATED ACCESSORIES

10 Oz. Cartridge Carriage (w/ Plunger)

48-08-1075



10 Oz. Sausage Barrel (w/ Plunger & 2 Nozzles)

48-08-1085



10 Oz. Plunger Rod

49-52-0600



Quart Cartridge Carriage (w/ Plunger)

48-08-1080



Quart Plunger Rod

49-52-0650



20 Oz. Sausage Barrel (w/ Plunger & 2 Nozzles)

48-08-1090



20 Oz. / Quart Plunger Rod

49-52-0660



OTHER CORDLESS



Nothing but **HEAVY DUTY**®

BUY NOW

**ULTIMATE PRODUCTIVITY.
SUPERIOR PERFORMANCE.**

Milwaukee® hand tools offer pros true application solutions. Get your job done more quickly and easily with our hand tools.



Compact Hack Saw

48-22-0012

Features:

- Tool Free Blade Change - Change Blades up to 10X Faster
- Compact Design - Increased Versatility
- Overmold Grip - Increased Comfort

Includes (1) 10" Blade



Side Slide Utility Knife

48-22-1910

Features:

- Side Slide Blade Activation - Less Accidental Activations
- Wire Stripper - Strip up to 10 Gauge Wire
- Tool Free Blade Change - Change Blades up to 5X Faster
- Blade Storage - Store up to 5 Blades

Includes (5) Utility Blades



Rasping Jab Saw

48-22-0304

Features:

- Rasping Holes (Patent Pending) - Expand Holes up to 2X Faster
- 6" Plaster/Drywall Blade - Cuts Rapidly Through Material
- Overmold Grip - Increased Comfort
- Rust Resistant Blade - Increased Durability



FASTBACK™ Flip Knife

48-22-1901

Features:

- One Handed Blade Opening - Up to 3X Faster
- Tool Free Blade Change - Change Blades up to 5X Faster
- Wire Stripper - Strip up to 10 Gauge Wire
- Gut Hook - Cut Without Opening Blade

Includes (5) Utility Blades



Folding Jab Saw

48-22-0305

Features:

- Tool Free Blade Change - Change Blades up to 10X Faster
- Uses Standard SAWZALL® Blades - Increased Versatility
- Folding Blade - Easy Storage in Tool Pouch
- Overmold Grip - Increased Comfort

Includes (3) Recip Blades



8 pc Screwdriver Set

48-22-2008

Features:

- ECX™ Bit (Patent Pending) - Superior Fit in Specialty Screws
- Wire Stripper (Patent Pending) - Strip up to 12 Gauge Wire
- Wire Bending Hole - Bend up to 12 Gauge Wire
- Bits Marked on Top of Handle - Quick Identification



PVC/ABS Saw

48-22-0223

Features:

- Tool Free Blade Change - Change Blades up to 10X Faster
- Metal Core Body - Increased Durability
- Clamshell Design - Adds Durability to Handle
- Overmold Grip - Increased Comfort

Includes (1) 18" Blade



11 in 1 Screwdriver

48-22-2113

Features:

- ECX™ Bit (patent pending) - Superior Fit in Specialty Screws
- Wire Stripper (patent pending) - Strip up to 12 Gauge Wire
- Wire Bending Hole - Bend up to 12 Gauge Wire
- 9 Fastening Functions - Carry Less Drivers



QUIK-LOK™ Job Saw

48-08-0401

- Accepts Any 1/2" Tang Reciprocating Saw Blade
- Weighs 0.5 lbs And Comes With 1 Blade

Part #	Description	Recommended Use
48-08-0405	11 Pc Utility Kit	Includes 1 of each 10 blades plus job saw handle in carrying case
48-08-0510	Sheath	



Hunting Knife pictured

Job Saw Blades

Part #	Description	Blade Use
48-08-0424*	Hunting Knife	General hunting and campsite cutting
48-08-0418*	Linoleum Knife	Cuts linoleum, ceiling tile, carpet, vinyl
48-08-0425*	Grout Raker	Removes grout between tiles
48-08-0415*	Carbide Grout Blade	Removes grout between tiles
48-08-0416*	Putty Knife	Cleans windows, joints, seams. spreads putty, glue, adhesives
48-08-0423*	Utility Blade	Cuts ceiling tile, soft wood, soft rubber, soft plastics, cardboard
48-08-0420	Wavy Knife	Cuts cardboard, foam, insulation, soft rubber, vinyl
48-08-0419	Straight Knife	Cuts cardboard, foam, insulation, soft rubber, vinyl
48-08-0417*	Paint Scraper	Removes loose paint and adhesives
48-08-0422*	Roofer's Blade	Cuts shingles, tar paper

*NOT FOR USE WITH RECIPROCATING SAW!

HAND TOOLS



Nothing but **HEAVY DUTY**®.

WHAT LEGENDS ARE MADE OF...

Milwaukee Electric Tool offers a full range of corded power tools, designed with the professional contractor in mind. From our legendary SAWZALL® Recip Saw to our ultra-portable band saws, you can count on Milwaukee® for reliable, long-lasting performance to handle the day-in, day-out demands of the toughest job sites.



SAWZALL® - NOTHING CUTS FASTER OR LASTS LONGER

SUPER SAWZALL® RECIP SAWS



Specifications	6538-21	6536-21	6523-21	6520-21
Amps	15	13.0	13.0	13.0
Stroke Length	1-1/4"	1-1/4"	1-1/4"	1-1/8"
No Load SPM	0 - 2,800	0 - 3,000	0 - 3,000	0 - 2,800
Orbital Action	Yes	Yes	Yes	Yes
Gear Protecting Clutch	Yes	Yes	Yes	Yes
Constant Speed Technology	Yes	No	No	No
Counter Weight	Yes	Yes	Yes	No
Clutch	Yes	Yes	Yes	Yes
Adjustable Shoe	Yes	Yes	Yes	Yes
Dial Speed Control	Yes	No	Yes	No
Weight	9.8 lbs	9.8 lbs	10.0 lbs	8.8 lbs

SAWZALL® RECIP SAWS



Specifications	6519-31	6519-30	6509-31
Amps	12.0	12.0	12.0
Stroke Length	1-1/8"	1-1/8"	3/4"
No Load SPM	3,000	3,000	3,000
Gear Protecting Clutch	Yes	Yes	Yes
Counter Weight	Yes	Yes	Yes
Clutch	Yes	Yes	Yes
Adjustable Shoe	No	No	No
Dial Speed Control	No	No	No
Weight	7.1 lbs	7.1 lbs	7.1 lbs

SAWS



Nothing but **HEAVY DUTY.**

BUY NOW

CIRCULAR SAWS



Specifications	6390-20	6390-21	6391-21	6394-21	6470-21
Amps	15.0	15.0	15.0	15.0	15.0
No Load RPM	5,800	5,800	5,800	5,800	5,200
Blade Size	7-1/4"	7-1/4"	7-1/4"	7-1/4"	10-1/4"
Arbor Size	5/8"	5/8"	5/8"	5/8"	5/8"
Maximum Bevel Capacity	50°	50°	50°	50°	60°
Capacity @ 90°	2-7/16"	2-7/16"	2-7/16"	2-7/16"	3-13/16"
Capacity @ 45°	1-13/16"	1-13/16"	1-13/16"	1-13/16"	2-3/4"
Electronic Brake	No	No	No	Yes	Yes
Blade Side	Right	Right	Left	Right	Right
Weight	10.4 lbs	10.4 lbs	10.4 lbs	10.6 lbs	17.8 lbs

WORM DRIVE SAWS



Specifications	6477-20	6577-20
Amps	15.0	15.0
No Load RPM	4,400	4,400
Blade Size	7-1/4"	7-1/4"
Arbor Size	Diamond	Diamond
Maximum Bevel Capacity	51.5°	51.5°
Capacity @ 90°	2-3/8"	2-3/8"
Capacity @ 45°	1-3/4"	1-3/4"
Electronic Brake	No	No
Blade Side	Left	Left
Weight	15 lbs	15 lbs

JIG SAWS



Specifications	6268-21	6276-21
Amps	6.5	6.2
Stroke Length	1"	1"
No Load SPM	0 - 3,000	500 - 3,000
Keyless Blade Change	Yes - QUIK-LOK™	Yes - QUIK-LOK™
Orbital Action	Yes - 4 Position	Yes - 4 Position
Tool-Free Blade	Yes	Yes
Tool-Free Bevel	Yes	Yes
Handle Type	Top	Barrel
Weight	6.4 lbs	5.0 lbs

MITER SAWS & STAND



Specifications	6950-20	6955-20	48-08-0550
Amps	15.0	15.0	Guide Rollers
Blade Size	12"	12"	Wheels
Slide	No	Yes	Standard Dimensions 55" x 24" x 39.5"
Bevel Range	48° Left to 48° Right	48° Left to 48° Right	Extended Dimensions 119" x 24" x 39.5"
No Load Speed	3,200 RPM	3,200 RPM	Folded Dimensions 48" x 14" x 9"
Adjustment Type	Digital	Digital	Load Capacity 550 lbs
Light	Yes - Dual Integrated	Yes - Dual Integrated	Stand Weight 56.3 lbs
Miter Stops	Left 0°, 15°, 22.5°, 31.6°, 45°, 52° Right 0°, 15°, 22.5°, 31.6°, 45°, 52°	Left 0°, 15°, 22.5°, 31.6°, 45°, 55° Right 0°, 15°, 22.5°, 31.6°, 45°, 60°	
Bevel Stops	Left 0°, 15°, 22.5°, 33.85°, 45°, 48° Right 0°, 15°, 22.5°, 33.85°, 45°, 48°	Left 0°, 15°, 22.5°, 33.85°, 45°, 48° Right 0°, 15°, 22.5°, 33.85°, 45°, 48°	
Vertical Cutting Capacity	6.0	6.55	
90° Cross-Cut Capacity	7.35	13.5	

PANEL SAW



Specifications	6480-20
Amps	15.0
No Load RPM	5,800
Blade Size	8-1/4"
Arbor Size	5/8"
Construction Type	Steel, Square Tube
Capacity - Thickness	1-3/4"
Overall Height	70"
Overall Length	60"

SAWS



1/2" DRILLS



Specifications	0234-6	0235-21
Amps	5.5	5.5
No Load RPM	0 - 950	0 - 950
Chuck Type	Keyed	Keyless, Metal
Wood Capacity - Auger Bit	1-1/2"	1-1/2"
Wood Capacity - Self-Feed Bit	2"	2"
Metal Capacity - Hole Saw	2"	2"
Weight	4.8 lbs	4.9 lbs

1/2" DRILLS



Specifications	0244-1	0299-20	0300-20	0302-20
Amps	5.5	8.0	8.0	8.0
No Load RPM	0 - 700	0 - 850	0 - 850	0 - 850
Chuck Type	Keyed	Keyed	Keyed	Single Sleeve w/ Spindle Lock
Wood Capacity - Auger Bit	1-1/2"	1-1/2"	1-1/2"	1-1/2"
Wood Capacity - Self-Feed Bit	2-1/4"	2-9/16"	2-9/16"	2-9/16"
Metal Capacity - Hole Saw	2-1/4"	2"	2"	2"
Weight	4.8 lbs	5.4 lbs	5.4 lbs	5.6 lbs

3/8" DRILLS



Specifications	0240-20	0200-20	0201-20	0202-20	0233-20
Amps	8.0	7.0	7.0	7.0	5.5
No Load RPM	0 - 2,800	0 - 1,200	0 - 2,500	0 - 1,200	0 - 2,800
Chuck Type	Keyless, Metal	Keyed	Keyless, Metal	Single Sleeve	Keyless, Metal
Wood Capacity - Flat Boring Bit	1"	1-1/2"	1-1/2"	1-1/2"	1"
Wood Capacity - Hole Saw	1-3/4"	3-1/4"	2-1/4"	3-1/4"	1-3/4"
Metal Capacity - Twist Bit	3/8"	1/2"	1/2"	1/2"	3/8"
Weight	4.25 lbs	4.2 lbs	4.1 lbs	4.9 lbs	4.0 lbs

3/8" SPECIALTY DRILLS



Specifications	0370-20
Amps	3.5
No Load RPM	0 - 1,300
Chuck Type	Keyed
Wood Capacity - Auger Bit	--
Wood Capacity - Hole Saw	--
Metal Capacity - Twist Bit	3/8"
Weight	3.9 lbs

1/4" DRILLS



Specifications	0100-20	0101-20
Amps	7.0	7.0
No Load RPM	0 - 2,500	0 - 4,000
Chuck Type	Keyed	Keyed
Wood Capacity - Flat Boring Bit	1-1/2"	1-1/4"
Metal Capacity - Twist Bit	1/4"	1/4"
Weight	4.7 lbs	3.8 lbs



Nothing but **HEAVY DUTY**®

BUY NOW



HOLE HAWG® DRILLS



Specifications	1670-1	1675-6	1676-6
Amps	7.5	7.5	7.5
No Load RPM	900	300 / 1,200	300 / 1,200
Chuck Type	Keyed	Keyed	Keyed
Wood Capacity - Auger Bit	1-1/2"	1-1/2"	1-1/2"
Wood Capacity - Self-Feed Bit	2-9/16"	4-5/8"	4-5/8"
Metal Capacity - Twist Bit	7/16"	1/2"	1/2"
Weight	11.5 lbs	11.5 lbs	11.5 lbs

SUPER HAWG® DRILLS



Specifications	1680-20	1680-21
Amps	13.0	13.0
No Load RPM	450 / 1,750	450 / 1,750
Chuck Type	Keyed	Keyed
Clutch	Yes - Low Speed	Yes - Low Speed
Wood Capacity - Self-Feed Bit	4-5/8"	4-5/8"
Wood Capacity - Hole Saw	6"	6"
Metal Capacity - Twist Bit	1/2"	1/2"
Weight	14.7 lbs	14.7 lbs



RIGHT ANGLE DRILLS



Specifications	3002-1	3102-6	3107-6
Amps	7.0	7.0	7.0
No Load RPM	0 - 600	500	0 - 500
Chuck Type	Keyed	Keyed	Keyed
Wood Capacity - Auger Bit	1-1/2"	1-1/2"	1-1/2"
Wood Capacity - Self-Feed Bit	3-5/8"	3-5/8"	3-5/8"
Metal Capacity - Twist Bit	1/2"	1/2"	1/2"
Weight	10.3 lbs	10.3 lbs	10.3 lbs

RIGHT ANGLE & D-HANDLE DRILL ACCESSORIES

Description	Part #	Where Used
90° Drive Unit	48-06-2871	0234-6, 0244-1, 1001-1, 1007-1, 1101-1, 1107-6, 1250-1
30" Extension	48-95-0400	1001-1, 1007-1, 1101-1, 1107-6, 1250-1
30" Extension w/ 33° Drive Unit	48-06-2860	1001-1, 1007-1, 1101-1, 1107-6, 1250-1

D-HANDLE DRILLS



Specifications	1001-1	1007-1	1101-1	1107-6	1250-1
Amps	7.0	7.0	7.0	7.0	7.0
No Load RPM	0 - 600	0 - 600	500	0 - 500	0 - 1,000
Chuck Type	Keyed	Keyed	Keyed	Keyed	Keyed
Wood Capacity - Auger Bit	1-1/2"	1-1/2"	1-1/2"	1-1/2"	1-1/2"
Wood Capacity - Self-Feed Bit	3-5/8"	3-5/8"	3-5/8"	3-5/8"	2-1/4"
Metal Capacity - Twist Bit	1/2"	1/2"	1/2"	1/2"	1/2"
Weight	6.8 lbs	6.8 lbs	6.8 lbs	6.8 lbs	6.5 lbs

DRILLING TOOLS



Nothing but **HEAVY DUTY**®

SPECIALTY DRILLS



Specifications	1610-1	1630-1	1660-6	1663-20	1854-1	2404-1
Amps	7.0	7.0	7.0	7.0	10.0	10.0
No Load RPM	650	900	450	115 – 450	350	250
Chuck Type	Keyed	Keyed	Keyed	Keyed	Keyed	#3 Morse Taper
Wood Capacity - Auger Bit	1-1/2"	1-1/2"	1-1/2"	1-1/2"	--	--
Wood Capacity - Hole Saw	3-1/2"	3"	4"	4"	--	--
Metal Capacity - Twist Bit	1/2"	1/2"	1/2"	1/2"	3/4"	1-1/4"
Weight	11.2 lbs	11.2 lbs	11.4 lbs	11.9 lbs	19.0 lbs	23.8 lbs

GENERAL PURPOSE SCREWDRIVERS



Specifications	6740-20	6790-20	6791-21
Amps	6.5	6.5	6.5
No Load RPM	0 – 2,500	0 – 2,500	0 – 2,500
Clutch	Yes – Snap-Action	Yes – Snap-Action	Yes – Snap-Action
Drive Size	1/4" Hex	1/4" Hex	1/4" Hex
Weight	3.7 lbs	3.7 lbs	3.7 lbs

ADJUSTABLE CLUTCH SCREWDRIVERS



Specifications	6580-20	6780-20
Amps	6.5	6.5
No Load RPM	0 – 1,200	0 – 2,500
Clutch	Adjustable	Adjustable
Drive Size	1/4" Hex	1/4" Hex
Weight	3.6 lbs	3.8 lbs

DRYWALL SCREWDRIVER



Specifications	6742-20
Amps	6.5
No Load RPM	0 – 4,000
Clutch	Yes – Snap-Action
Drive Size	1/4" Hex
Weight	3.5 lbs

IMPACT WRENCHES



Specifications	9070-20	9071-20	9072-20	9072-22
Amps	7.0	7.0	7.0	7.0
Anvil	1/2" Pin Detent	1/2" Friction Ring	1/2" Pin Detent	1/2" Pin Detent
Peak Torque	300 ft-lbs	300 ft-lbs	300 ft-lbs	300 ft-lbs
No Load RPM	1,800	1,800	600 – 1,800	600 – 1,800
No Load IPM	2,600	2,600	1,000 – 2,600	1,000 – 2,600
Weight	6.0 lbs	6.0 lbs	6.0 lbs	6.0 lbs

DRILLING & FASTENING TOOLS



Nothing but **HEAVY DUTY.**

BUY NOW

IMPACT WRENCHES CONTINUED



Specifications	9075-20	9092-20	9096-20
Amps	7.0	7.0	7.0
Anvil	3/4" Friction Ring	7/16" Hex	5/8" Hex
Peak Torque	380 ft-lbs	315 ft-lbs	315 ft-lbs
No Load RPM	1,750	600 – 1,800	600 – 1,800
No Load IPM	2,500	1,000 – 2,600	1,000 – 2,600
Weight	6.2 lbs	6.5 lbs	6.5 lbs

1/2" HAMMER DRILLS



Specifications	5378-20	5378-21	5380-21
Amps	7.5	7.5	9.0
No Load RPM	0 – 1,350 / 0 – 2,500	0 – 1,350 / 0 – 2,500	0 – 1,500 / 0 – 3,500
No Load BPM	0 – 20,000 / 0 – 40,000	0 – 20,000 / 0 – 40,000	0 – 24,000 / 0 – 56,000
Wood Capacity - Hole Saw	3-3/4"	3-3/4"	3-1/2"
Metal Capacity - Twist Bit	1/2"	1/2"	3/8"
Concrete Capacity	3/4"	3/4"	1-3/4"
Weight	6.0 lbs	6.0 lbs	7.3 lbs



SDS+ ROTARY HAMMERS



Specifications	5359-21	5363-21
Amps	7.4	7.0
Maximum Capacity	1-1/8"	1"
Blow Energy	2.5 ft-lbs	2.0 ft-lbs
No Load RPM	0 – 980	0 – 1,400
No Load BPM	0 – 4,200	0 – 5,980
Drilling Mode	Rotary Hammer & Rotation Only	Rotary Hammer & Rotation Only
Chipping	Yes	Yes
Clutch	Yes	Yes
Anti-Vibration	Yes	Yes
Weight	8.3 lbs	7.9 lbs

SDS-MAX ROTARY HAMMERS



Specifications	5342-21	5426-21
Amps	15.0	14
Maximum Capacity	2"	1-3/4"
Blow Energy	19.9 ft-lbs	8.8 ft/lbs
No Load RPM	125 – 250	350 / 450
No Load BPM	975 – 1,950	2,200 / 2,840
Drilling Mode	Rotary Hammer	Rotary Hammer
Chipping	Yes	Yes
Clutch	Yes	Yes
Anti-Vibration	Yes	Yes
Weight	26.2 lbs	14.2 lbs

SPLINE ROTARY HAMMERS



Specifications	5340-21
Amps	15
Maximum Capacity	2"
Blow Energy	19.9 ft-lbs
No Load RPM	125 – 250
No Load BPM	975 – 1,950
Drilling Mode	Rotary Hammer
Chipping	Yes
Clutch	Yes
Anti-Vibration	Yes
Weight	26.2 lbs

FASTENING & CONCRETE DRILLING TOOLS



Nothing but **HEAVY DUTY.**

DEMOLITION HAMMERS



Specifications	5446-21	5337-21	5339-21
Amps	14.0	14.0	14.0
Steel Type	SDS MAX	3/4" Hex & Spline	SDS MAX
Impact Energy	8.8 ft-lbs	19.9 ft-lbs	19.9 ft-lbs
No Load BPM	2,200 / 2,840	975 - 1,950	975 - 1,950
Electronics	Yes	Yes	Yes
Adjustable Chisel	Yes - 12 Positions	Yes	Yes - 15 Positions
Anti-Vibration	Yes	Yes	Yes
Weight	13.7 lbs	45.0 lbs	45.0 lbs

DIAMOND CORING MOTORS



Specifications	4004	4005	4096	4097-20
Amps	20.0	20.0	20.0	15.0
No Load RPM	Low = 300 / High = 600	Low = 600 / High = 1,200	Low = 450 / High = 900	Low = 500 / High = 1,000
Motor Protection	Clutch	Clutch	Clutch	Clutch
Spindle	1-1/4" - 7	1-1/4" - 7	1-1/4" - 7	1-1/4" - 7
Plug Type	L5-20P	L5-20P	L5-20P	L5-20P
Max Capacity in Concrete	14"	7"	10"	5"
Weight	24.0 lbs	24.0 lbs	24.0 lbs	26.0 lbs



Specifications	4094	4079	4090
Amps	20.0	20.0	15.0
No Load RPM	Low = 450 / High = 900	Low = 300 / High = 600	Low = 375 / High = 750
Motor Protection	Shear Pin	Shear Pin	Shear Pin
Spindle	1-1/4" - 7	1-1/4" - 7	1-1/4" - 7
Plug Type	L5-20P	L5-20P	L5-20P
Max Capacity in Concrete	10"	14"	8"
Weight	24.0 lbs	24.0 lbs	26.0 lbs

DIAMOND CORING STANDS



Specifications	4115	4120	4125	4130	4136
Height	43-1/2"	43-1/2"	47"	47"	47"
Angle Drilling	No	No	Yes	Yes	Yes
Wheels	Yes	Yes	Yes	Yes	Yes
Vac Base	No	Yes	No	No	Yes
Vac Pump	No	No	No	No	Yes
Motor	No	No	No	No	No
Motor Box	No	No	No	No	Yes
Stand Size	Small Base	Large Base	Small Base	Large Base	Large Base
Tool Weight	54.0 lbs	67.0 lbs	71.0 lbs	82.5 lbs	106.0 lbs

CONCRETE DRILLING TOOLS



Nothing but **HEAVY DUTY**®

BUY NOW

DIAMOND CORING RIGS



Components	4115-22	4120-22
Motor	4096	4096
Stand	4115	4120
Pump	49-50-0200	49-50-0200
Meter Box	48-51-0120	48-51-0120

DIAMOND CORING ACCESSORIES

Description	Part #	Where Used
30 Amp Meter Box	48-51-0100	All Stands
20 Amp Meter Box	48-51-0120	All Stands
Vacuum Pad	49-22-7100	4115, 4125, 4130, 4136
Water Tank	49-76-0055	All Motors
Large Base Assembly	48-10-0090	4130, 4136, 4125
Small Base Assembly	48-10-0080	4125, 4130, 4136
Vacuum Pump	49-50-0200	All Stands
Water Collection Ring	48-70-0060	All Stands
Threaded Adapter	48-04-0160	All Motors
Copper Spindle Spacers	45-88-8565	All Motors
Spacer Assemblies	49-67-0110	4125, 4130, 4136
Spacer Assemblies	49-67-0115	4115, 4120
Bit Extensions 9"	48-95-1500	All Motors
Bit Extensions 10-1/2"	48-95-2100	All Motors



BAND SAWS



Specifications	6230N	6232-6N	6236N	6238N
Amps	10.5	10.5	10.5 / 5.5	10.5 / 5.5
Cut Type	Deep	Deep	Deep	Deep
No Load SFPM	0 - 420	0 - 420	320 / 420	320 / 420
Speed Control	Speed Dial w/ Variable Speed Trigger	Speed Dial w/ Variable Speed Trigger	On/Off Trigger	On/Off Trigger
Maximum Capacity	4-7/8" x 4-7/8"	4-7/8" x 4-7/8"	4-7/8" x 4-7/8"	4-7/8" x 4-7/8"
Adjustable Shoe	Yes	Yes	Yes	Yes
Weight	17.5 lbs	17.5 lbs	17.5 lbs	17.5 lbs



Specifications	6242-6	6225	6226
Amps	7.0	6.0 / 5.0	6.0 / 5.0
Cut Type	Compact	Standard	Standard
No Load SFPM	200 / 360	200 / 250	200 / 250
Speed Control	Speed Dial w/ On/Off Trigger	On/Off Trigger	On/Off Trigger
Maximum Capacity	3-1/4" x 3-1/4"	3-1/2" x 4-1/2"	3-1/2" x 4-1/2"
Adjustable Shoe	Yes - Tool-Free	No	No
Weight	9.5 lbs	16.0 lbs	16.0 lbs

CONCRETE DRILLING & METALWORKING TOOLS



Nothing but **HEAVY DUTY.**

METAL CUTTING SAWS



Specifications	6370-20	6370-21
Amps	13.0	13.0
Blade Size	8"	8"
No Load RPM	3,700	3,700
Arbor Size	5/8"	5/8"
Capacity @ 90°	2-9/16"	2-9/16"
Weight	13.3 lbs	13.3 lbs

SHEARS



Specifications	6805	6815	6852-20
Amps	4.0	5.0	6.8
No Load SPM	4,000	4,000	0 – 2,500
Capacity in Steel	16 Ga	14 Ga	18 Ga
Capacity in Stainless	18 Ga	16 Ga	20 Ga
Switch Type	Toggle	Toggle	Trigger
Weight	5.0 lbs	5.0 lbs	4.1 lbs

NIBBLERS



Specifications	6880	6890
Amps	4.0	4.0
No Load SPM	1,000	1,900
Capacity in Steel	10 Ga	16 Ga
Capacity in Stainless	12 Ga	18 Ga
Punch Width	.24"	.20"
Switch Type	Toggle	Paddle
Weight	7.8 lbs	4.8 lbs

CUTOFF MACHINES



Specifications	6185-20
Amps	15.0
Wheel Size	14"
Max. HP	4.8
No Load RPM	4,600
Arbor Size	1"
Maximum Capacity	4-7/16"
Weight	27.3 lbs

CHOP SAWS



Specifications	6176-20	6180-20	6190-20
Amps	15.0	15.0	15.0
Wheel Size	14"	14"	14"
Cut Type	Abrasive	Abrasive	Dry Cut
Max. HP	3.2	5.4	4.8
No Load RPM	3,900	3,900	1,500
Arbor Size	1"	1"	1"
Mitering Fence	Yes	Yes	Yes
Capacity in Square Stock	5"	5"	5"
Capacity in Round Pipe	5"	5-3/8"	5-3/8"
Weight	47.5 lbs	49.5 lbs	49.5 lbs

GRINDER ACCESSORIES

Description	Part #	Where Used
4-1/2" Type 27 Grinding Guard	43-54-1070	6140, 6148, 6122, 6116
5" Type 27 Grinding Guard	43-54-1075	6116, 6123
6" Type 27 Grinding Guard	43-54-1080	6160, 6123
7" Type 27 Grinding Guard	49-12-0010	6088, 6089
9" Type 27 Grinding Guard	49-12-0020	6088, 6089
4-1/2" Type 1 Cut-off Guard	43-54-1090	6140, 6148, 6122, 6116

Description	Part #	Where Used
5" Type 1 Cut-off Guard	43-54-1095	6116, 6123
6" Type 1 Cut-off Guard	43-54-1085	6160, 6123
Rear Disc Flange	43-34-0035	6140, 6148, 6122, 6116, 6160, 6123
Flange Nut	44-40-0035	6140, 6148, 6122, 6116, 6160, 6124
Soft-Grip Side Handle	42-62-0100	6140, 6148, 6122, 6116, 6160, 6125
Spanner Wrench	49-96-7205	6140, 6148, 6122, 6116, 6160, 6125

METALWORKING TOOLS



- **Engineered Durability**
Built-in Debris Baffle with Multi-Port Exhaust
- **Performance Electronics**
Electronic Shut-Off, Constant Power Technology
- **Ease-Of-Use**
Tool-Free, Burst-Resistant Guard

4-1/2 TO 6" GRINDERS



Specifications	6130-33	6140-30	6148-30	6148-31
Amps	7.5 Amp	7.5 Amp	10 Amp	10 Amp
Wheel Diameter	4-1/2"	4-1/2"	4-1/2"	4-1/2"
Switch Type	Slide	Paddle w/Lock-on	Paddle w/Lock-on	Paddle no Lock-on
Max. Watts Out (Power)	750 MWO	825 MWO	1,250 MWO	1,250 MWO
No Load RPM	11,000	10,000	10,000	10,000
Electronic	No	No	No	No
Debris Baffles	Yes	Yes	Yes	Yes
Multi-Port Exhaust	Yes	Yes	Yes	Yes
Tool-Free Guard	Yes	Yes	Yes	Yes
Weight	3.5 lbs	5.0 lbs	5.5 lbs	5.5 lbs



Specifications	6148-33	6122-30	6122-31	6123-30
Amps	10 Amp	10 Amp	10 Amp	12 Amp
Wheel Diameter	4-1/2"	4-1/2"	4-1/2"	5" / 6"
Switch Type	Slide	Trigger w/Lock-on	Trigger no Lock-on	Trigger Grip w/Lock-on
Max. Watts Out (Power)	1,250 MWO	1,250 MWO	1,250 MWO	1,490 MWO
No Load RPM	10,000	10,000	10,000	9,000
Electronic	No	No	No	Yes
Debris Baffles	Yes	Yes	Yes	Yes
Multi-Port Exhaust	Yes	Yes	Yes	Yes
Tool-Free Guard	Yes	Yes	Yes	Yes
Weight	5.5 lbs	5.6 lbs	5.6 lbs	6.5 lbs



Specifications	6123-31	6160-30	6160-31	6160-33
Amps	12 Amp	12 Amp	12 Amp	12 Amp
Wheel Diameter	5" / 6"	6"	6"	6"
Switch Type	Trigger Grip no Lock-on	Paddle w/Lock-on	Paddle no Lock-on	Slide
Max. Watts Out (Power)	1,490 MWO	1,490 MWO	1,490 MWO	1,490 MWO
No Load RPM	9,000	9,000	9,000	9,000
Electronic	Yes	Yes	Yes	Yes
Debris Baffles	Yes	Yes	Yes	Yes
Multi-Port Exhaust	Yes	Yes	Yes	Yes
Tool-Free Guard	Yes	Yes	Yes	Yes
Weight	6.5 lbs	6.3 lbs	6.3 lbs	6.3 lbs

METALWORKING TOOLS



Nothing but **HEAVY DUTY.**

4-1/2" TO 6" GRINDERS CONTINUED



Specifications	6116-30	6116-31	6116-33
Amps	12 Amp	12 Amp	12 Amp
Wheel Diameter	4-1/2" / 5"	4-1/2" / 5"	4-1/2" / 5"
Switch Type	Paddle w/Lock-on	Paddle no Lock-on	Slide
Max. Watts Out (Power)	1,490 MWO	1,490 MWO	1,490 MWO
No Load RPM	10,000	10,000	10,000
Electronic	Yes	Yes	Yes
Debris Baffles	Yes	Yes	Yes
Multi-Port Exhaust	Yes	Yes	Yes
Tool-Free Guard	Yes	Yes	Yes
Weight	5.7 lbs	5.7 lbs	5.7 lbs

7" AND 9" GRINDERS



Specifications	6089-30	6089-31	6088-30	6088-31
Amps	15 Amp	15 Amp	15 Amp	15 Amp
Wheel Diameter	7" / 9"	7" / 9"	7" / 9"	7" / 9"
Switch Type	Trigger w/Lock-on	Trigger no Lock-on	Trigger w/Lock-on	Trigger no Lock-on
Max. Watts Out (Power)	3,130	3,130	3,130	3,130
No Load RPM	6,000	6,000	6,000	6,000
Debris Baffles	Yes	Yes	Yes	Yes
Multi-Port Exhaust	Yes	Yes	Yes	Yes
Tool-Free Guard	Yes	Yes	Yes	Yes
Weight	13.7 lbs	13.7 lbs	13.7 lbs	13.7 lbs

BANDFILES



Specifications	6101-6
Amps	5.5
No Load SFPM	2,300
Switch Type	Paddle
Capacity	1/2"x18"
Weight	8' Fixed

DIE GRINDERS



Specifications	5192	5194	5196
Amps	4.5	4.5	11.0
Collet Diameter	1/4"	1/4"	1/4"
No Load RPM	21,000	21,000	14,500
Switch Type	Toggle	Paddle	Trigger
Maximum Capacity Reinforced Grinding Wheels	2"	2"	2"
Maximum Capacity Mounted Wheels & Points	1-5/8"	1-5/8"	2"
Weight	4.5 lbs	4.5 lbs	7.8 lbs

STRAIGHT GRINDERS



Specifications	5211	5223	5243
Amps	11.0	12.0	15.0
Wheel Size	3"	5"	6"
No Load RPM	14,500	7,000	5,500
Spindle	3/8" - 24	5/8" - 11	5/8" - 11
Weight	7.8 lbs	10.3 lbs	16.5 lbs

METALWORKING TOOLS

7" AND 9" SANDERS



Specifications	6065-6	6066-6	6072	6078
Wheel Diameter	7" / 9"	7" / 9"	7" / 9"	7" / 9"
Amps	15.0	15.0	13.0	13.0
Max. HP	3.5	3.5	2.2	2.2
No Load RPM	5,000	6,000	5,000	0 - 6,000
Spindle	5/8" - 11	5/8" - 11	5/8" - 11	5/8" - 11



Specifications	6080-20	6081-20	6082-20
Wheel Diameter	7" / 9"	7" / 9"	7" / 9"
Amps	15.0	15.0	15.0
Max. HP	4.0	4.0	4.0
No Load RPM	6,000	6,000	6,000
Spindle	5/8" - 11	5/8" - 11	5/8" - 11

POLISHERS



Specifications	5455	5460-6	5540
Amps	11.0	11.0	11.0
Pad Size	7" / 9"	7" / 9"	7"
No Load RPM	1,750	0 - 1,750	0 - 2,800
Speed Dial	No	Yes	Yes
Spindle	5/8" - 11	5/8" - 11	5/8" - 11
Weight	8.8 lbs	8.8 lbs	8.8 lbs

ELECTROMAGNETIC DRILL PRESSES



Components	4204-1	4206-1	4208-1	4209-1	4210-1
4202 Base					✓
4203 Base	✓	✓	✓	✓	
4253-1 1/2" Motor	✓				
4262-1 3/4" Motor		✓			✓
4292-1 #3 Morse Motor				✓	
4292-1 #3 Morse Motor			✓		

METALWORKING TOOLS



Nothing but **HEAVY DUTY**®

COMPACT ELECTROMAGNETIC DRILL PRESSES



Specifications	4270-20	4270-21
Amps	9.0	9.0
Drill Capacity	1/2"	1/2"
No Load RPM	450	450
Electronic Feedback	Yes	Yes
Weight	26.5 lbs	26.5 lbs

ELECTROMAGNETIC DRILL BASES



Specifications	4202	4203
Height	15"	17-1/4"
Width	4-1/4"	4-1/4"
Length	11"	11"
Drill Travel	9"	11"
Adjustable Base	No	Yes
Weight	41.0 lbs	49.0 lbs

ELECTROMAGNETIC DRILL MOTORS



Specifications	4253-1	4262-1	4292-1	4297-1
Amps	6.2	11.5	11.5	11.5
Drill Capacity	1/2"	3/4"	1-1/4"	1-1/4"
No Load RPM	600	350	750 / 375	500 / 250
Chuck or Taper	Chuck	Chuck	No. 3MT	No. 3MT
Tap Capacity	5/8" - 18	1" - 14	1" - 14	1" - 14
Drill Point Pressure	1,610 / 1,650 lbs	1,630 / 1,670 lbs	1,530 / 1,600 lbs	1,530 / 1,600 lbs
Weight	8.0 lbs	21.0 lbs	23.0 lbs	23.0 lbs

ELECTROMAGNETIC DRILL ATTACHMENTS

Description	Part #	Motor Compatibility	Cutter Compatibility
#3 Morse Taper Quick Change w/Chip Breaker	49-57-0012	4292-1, 4297-1	Quick Change Tang Drive
#3 Morse Taper Quick Change	49-57-0013	4292-1, 4297-1	Quick Change Tang Drive
3/4" Straight Shank Quick Change	49-57-0032	4262-1	Quick Change Tang Drive
3/4" Straight Shank Threaded	49-57-0030	4262-1	Threaded Steel Hawg® cutters
#3 Morse Taper Threaded	49-57-0010	4292-1, 4297-1	Threaded Steel Hawg® cutters
#3 Morse Taper Weldon Shank	49-57-0025	4292-1, 4297-1	HSS Annular
1/2" Drill Chuck Adapter	48-66-2125	4270-20, 4270-21	All 1/2" Shanks
Hawg Wash®	49-32-0081	All Motors	All Tools
#3 Morse Taper, 3/4" Chuck Adapter	49-22-1550	4292-1, 4297-1	All 3/4" Shanks

GENERATORS



Specifications	4943-24	4950-20	4960-24	4970-24
Rated AC Output	3,800 watts	4,500 watts	5,500 watts	6,500 watts
Maximum AC Output	4,300 watts	5,000 watts	6,000 watts	7,000 watts
Surge AC Output	5,700 watts	6,700 watts	8,250 watts	9,750 watts
Rated AC Current (120v/240v)	32 Amp / 16 Amp	38 Amp / 19 Amp	46 Amp / 21 Amp	54 Amp / 27 Amp
Maximum AC Current (120v/240v)	36 Amp / 18 Amp	42 Amp / 21 Amp	50 Amp / 23 Amp	58 Amp / 29 Amp
Alternator Type	Brushed	Brushed	Brushed	Brushed
Max. HP	8.0 HP	9.0 HP	11.0 HP	13.0 HP
Engine Brand	Honda OHV (GX240)	Vanguard OHV (#184532)	Honda OHV (GX340)	Honda OHV (GX390)
120V 3P Outlet (20A)	Yes	Yes	Yes	Yes
120V Twist-Lock (20A)	Yes	Yes	Yes	Yes
120V Twist-Lock (30A)	Yes	Yes	Yes	Yes
120-240V Twist-Lock (20A)	Yes	Yes	Yes	Yes
Noise Level	70 dBA	70 dBA	70 dBA	70 dBA
Fuel Tank Capacity	7.5 gal: 9.5 hrs Full Load/ 13 hrs	7.5 gal: 9.5 hrs Full Load/ 13 hrs	7.5 gal: 9.5 hrs Full Load/ 13 hrs	7.5 gal: 9.5 hrs Full Load/ 13 hrs

METALWORKING TOOLS & GENERATORS

ROUTERS



Specifications	5615-20	5615-21	5615-24	5616-20
Amps	11.0	11.0	11.0	13.0
Max. HP	1.7	1.7	1.7	2.2
No Load RPM	24,000	24,000	24,000	10,000 – 24,000
Collet Diameter	1/4" – 1/2"	1/4" – 1/2"	1/4" – 1/2"	1/4" – 1/2"
Plunge Stroke	N/A	N/A	2-7/8"	N/A
Depth Adjustment Range	1-21/32"	1-21/32"	1-21/32"	1-21/32"
Base Type	Body Grip	Body Grip	Plunge	Body Grip
Base Dimensions	6"	6"	6"	6"



Specifications	5616-21	5616-24	5619-20	5625-20
Amps	13.0	13.0	11.0	15.0
Max. HP	2.2	2.2	1.7	3.5
No Load RPM	10,000 - 24,000	10,000-24,000	24,000	10,000 - 22,000
Collet Diameter	1/4" – 1/2"	1/4" – 1/2"	1/4" – 1/2"	1/4" – 1/2"
Plunge Stroke	N/A	2-7/8"	N/A	N/A
Depth Adjustment Range	1-21/32"	1-21/32"	1-21/32"	1-21/32"
Base Type	Body Grip	Plunge	D-Handle	Fixed 2 Handle
Base Dimensions	6"	6"	6"	7"

ROUTER ACCESSORIES

Description	Part #	Where Used
1/4" Collet & Nut Assembly	48-66-1015	5615, 5616, 5625
1/2" Collet & Nut Assembly	48-66-1020	5615, 5616, 5626
Above the Table Depth Wrench	49-96-0370	All Current Milwaukee Routers
Collet Wrench	49-96-0365	All Current Milwaukee Routers
Door & Jamb Butt Template Kit	49-54-0101	All Current Milwaukee Routers
Bodygrip Base Assembly	48-10-5615	5615, 5616
D-Handle Base Assembly	48-10-5619	5615, 5616, 5619
3-1/2 HP Base Assembly	48-10-5625	5625
6" Diameter 1-3/16" Center Hole Sub-Base	49-54-1040	5615, 5616, 5619
6" Diameter 2-1/2" Center Hole Sub-Base	49-54-1045	5615, 5616, 5620
7" Diameter 1-3/16" Center Hole Sub-Base	49-54-1026	5625

ORBITAL SANDERS



Specifications	6020-21	6021-21
Amps	3.0	3.0
Pad Size	4-1/4" x 4"	5"
No Load OPM	14,000	7,000 – 12,000
Orbit Diameter	1/16"	3/32"
Vacuum Attachment	Yes – 1-1/4" & 1-1/2"	Yes – 1-1/4" & 1-1/2"
Weight	3.3 lbs	3.3 lbs



WOODWORKING TOOLS



Nothing but **HEAVY DUTY.**

HEAT GUNS



Specifications	8975-6	8977-20	8980	8985	8988-20
Amps	11.6	11.6	11.6	11.6	12.5
Air Temperature	570°F / 1,000°F	140°F / 1,040°F	570°F / 1,000°F	140°F / 1,040°F	90°F / 1,050°F
Air Flow	14.8 CFM	14.8 CFM	14.8 CFM	14.8 CFM	15.5 CFM
Temperature Control	Dual	Dial	Dual	Dial	Digital
Air Flow Control	Dual	Dial	Dual	Dial	Digital
Accessory Tips	No	No	Yes	Yes	No
Weight	2.0 lbs	2.0 lbs	5.3 lbs	5.3 lbs	2.8 lbs

VACUUMS - WET / DRY



Specifications	8911	8912	8925	8926	8936-20
Amps	7.5	9.2	9.2	9.2	9.5
Max. Air Flow	94 CFM	92 CFM	92 CFM	92 CFM	159 CFM
Capacity	11 Gal / 1-1/2 Bu	11 Gal / 1-1/2 Bu	15 Gal / 2 Bu	21 Gal / 2-1/4 Bu	7-1/2 Gal / 7/8 Bu
Tank Diameter	16"	16"	16"	16"	14"
Tank Type	Steel	Steel	Stainless	Poly	Poly
Motor Type	2 Stage Bypass	3 Stage Bypass	3 Stage Bypass	3 Stage Bypass	1 Stage Bypass
Sealed Suction in Water	84"	134"	134"	134"	59"
Weight	56.0 lbs	56.0 lbs	56.0 lbs	56.0 lbs	56.0 lbs



Specifications	8938-20	8950	8955	8965	8945
Amps	7.4	8.0	8.0	6.2	9.2
Max. Air Flow	102 CFM	143 CFM	143 CFM	133 CFM	92 CFM
Capacity	9 Gal / 1 Bu	8 Gal / 7/8 Bu	10 Gal / 1-1/8 Bu	10 Gal / 1-1/8 Bu	--
Tank Diameter	15-1/2"	14"	14"	14"	16"
Tank Type	Poly	Steel	Steel	Steel	--
Motor Type	2 Stage Bypass	1 Stage Bypass	1 Stage Bypass	1 Stage Bypass	3 Stage Bypass
Sealed Suction in Water	84"	45"	45"	49"	134"
Weight	56.0 lbs	56.0 lbs	56.0 lbs	56.0 lbs	56.0 lbs

VACUUM ACCESSORIES

Description	Part #	Description	Part #	Description	Part #	Description	Part #
Wet Dry Cleaning Kit	49-90-1670	Major Floor Tool	49-90-0550	Rubber Blower Nozzle	49-90-0460	Disposable Filter, Filters to .1 Microns 8935	49-90-0312
Vacuum Accessory Kit	49-90-1810	14" Replacement Bumper	49-90-0610	6" Plastic Utility Nozzle	49-90-1775	Disposable Filter, Filters to .1 Microns 8925	49-90-0351
Furnace Cleaning Kit	49-90-1650	14" Brush Insert	49-90-0560	20" Extension	49-90-0510	Disposable Filter, Filters to .1 Microns 8950, 8955, 8936-20, 8938-20	49-90-0445
Automotive Kit	49-90-1660	14" Squeegee Insert	49-90-0580	15" Metal Crevice Tool	49-90-0400	Disposable High Efficiency Filter	49-90-0332
Canvas Hose 10'	49-90-0020	14" Carpet Insert	49-90-0600	27" Metal Crevice Tool	49-90-0410	Polyester Filter	49-90-0286
Black Canvas Hose 10'	49-90-0030	14" Fabric Attachment Shoe	49-90-0570	Plastic Crevice Tool	49-90-1770	Dacron Filter	49-90-0320
Black Neoprene Hose 15'	49-90-0040	14" Felt Attachment Shoe	49-90-0590	14" Wire Filter Cage	49-90-0290	Wet/Dry Pick Up Cartridge 8950, 8955, 8936-20, 8938-20	49-90-1830
Black Neoprene Hose 25'	49-90-0050	10" Nylon Brush	49-90-0760	16" Wire Filter Cage	49-90-0270	Wet/Dry Pick Up Cartridge 8937-20	49-90-1870
Steel Hose Connector	49-90-0195	10" Horse Hair Brush	49-90-0750	14" Cloth Filter Basket	49-90-0280	Foam Filter Sleeves 8950, 8955, 8936-20, 8938-20	49-90-0770
Swivel-end Connector	49-90-0150	12" Wide Mouth Gulper	49-90-0540	16" Cloth Filter Basket	49-90-0260	Foam Filter Sleeves 8926, 8927, 8965	49-90-1820
Hose Adapter	49-90-0155	Two Piece Double Bend Floor Wand	49-90-1865	16" Saucer Style Cloth Filter	49-90-0265	Cloth Filter Assembly	49-90-0285
Wireless Vinyl Hose 7'	49-90-0090	14" Major Floor Tool	49-90-1840	Wire Frame for Saucer Filter	49-90-0275	Dolly 8950	49-90-1150
Wireless Vinyl Hose 10'	49-90-0060	14" Carpet Insert	49-90-1850	16" Wet-Pick Up Conversion Pan	49-90-1610		
Wireless Vinyl Hose 25'	49-90-0070	14" Squeegee Insert	49-90-1845	14" Wet-Pick Up Conversion Pan	49-90-1620		
Metal Hose 6'	49-90-0080	14" Brush Insert	49-90-1855	16" Wet-Pick Up Conversion Pan 8926, 8927	49-90-1640		
Hose Carrier	49-90-0180	Aluminum 6" Utility Nozzle	49-90-0740	Disposable Filter, Filters to .1 Microns 8911, 8912, 8965	49-90-0302		
Store-All Tool Pouch	49-90-0250	Clamp-On Nylon Bristle Brush	49-90-0480				
Double Bend Floor Wand	49-90-1000	3" Round Dust Brushes	49-90-0730				

HEAT GUNS & VACUUMS



Nothing but **HEAVY DUTY**®

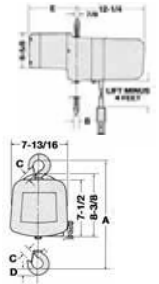
BUY NOW

ELECTRIC CHAIN HOISTS

Model	Rated Load	Lifting Speed	Lift Height*	A	B	C	D	E
9560	1/2 ton	16 FPM	10'	18"	7/8"	1"	1-1/16"	9-11/16"
9561	1/2 ton	16 FPM	15'	18"	7/8"	1"	1-1/16"	9-11/16"
9562	1/2 ton	16 FPM	20'	18"	7/8"	1"	1-1/16"	9-11/16"
9565	1 ton	16 FPM	10'	18"	7/8"	1"	1-1/16"	9-11/16"
9566	1 ton	16 FPM	10'	18"	7/8"	1"	1-1/16"	9-11/16"
9567	1 ton	16 FPM	15'	18"	7/8"	1"	1-1/16"	10-11/16"

Model	Rated Load	Lifting Speed	Lift Height*	A	B	C	D	E
9568	1 ton	16 FPM	20'	18"	7/8"	1"	1-1/16"	10-11/16"
9570	2 tons	8 FPM	10'	19-3/4"	1"	1-1/16"	1-1/16"	10-11/16"
9571	2 tons	8 FPM	10'	19-3/4"	1"	1-1/16"	1-1/16"	10-11/16"
9572	2 tons	8 FPM	15'	19-3/4"	1"	1-1/16"	1-1/16"	10-11/16"
9573	2 tons	8 FPM	20'	19-3/4"	1"	1-1/16"	1-1/16"	10-11/16"

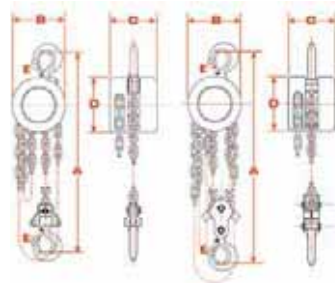
* Push-button cable length: 4' less than lift.



CHAIN HOISTS

Model	Rated Capacity	Std. Lift	Chain Pull to Lift Rated Load	Feet of Chain Overhauled to Lift Load One Foot
9667-20	1/2 ton	8'	53 lbs	29 lbs
9668-20	1/2 ton	15'	53 lbs	29 lbs
9669-20	1/2 ton	20'	53 lbs	29 lbs
9670-20	1 ton	8'	77 lbs	37 lbs
9671-20	1 ton	15'	77 lbs	37 lbs
9672-20	1 ton	20'	77 lbs	37 lbs
9673-20	1 ton	25'	77 lbs	37 lbs
9674-20	2 tons	8'	82 lbs	80 lbs
9675-20	2 tons	15'	82 lbs	80 lbs
9676-20	2 tons	20'	82 lbs	80 lbs
9677-20	3 tons	8'	65 lbs	154 lbs
9678-20	3 tons	15'	65 lbs	154 lbs
9679-20	3 tons	20'	65 lbs	154 lbs
9680-20	5 tons	8'	105 lbs	147 lbs
9681-20	5 tons	20'	105 lbs	147 lbs

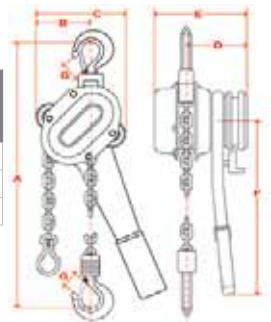
Rated Capacity	A Headroom	B Width	C Depth	D Diameter	E Hook Openings
1/2 ton	11-5/8"	4-15/16"	4-5/16"	4-15/16"	1-1/16"
1 ton	13"	5-19/32"	5-1/16"	5-19/32"	1-1/32"
2 ton	18-1/8"	8-5/16"	6-5/8"	8-5/16"	1-1/4"
3 ton	21-29/32"	8-5/16"	6-5/8"	8-5/16"	1-5/16"
5 ton	23-7/8"	8-5/16"	6-5/8"	8-5/16"	1-13/16"



LEVER HOISTS

Model	Rated Capacity	Std. Lift	Chain Pull to Lift Rated Load
9682-20	3/4 ton	5'	33 lbs
9683-20	3/4 ton	10'	33 lbs
9684-20	3/4 ton	20'	33 lbs
9685-20	1-1/2 ton	5'	51 lbs
9686-20	1-1/2 ton	10'	51 lbs
9687-20	1-1/2 ton	20'	51 lbs
9688-20	1-1/2 ton	25'	51 lbs
9689-20	3 tons	5'	77 lbs
9690-20	3 tons	10'	77 lbs
9691-20	3 tons	20'	77 lbs

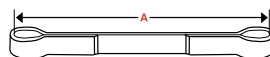
Rated Capacity	A Headroom	B Outside Clearance	C Width	D Outside Clearance	E Outside Clearance	F Lever Length	G Hook Opening
3/4 ton	12-5/8"	2-3/16"	4-3/8"	3-9/16"	5-15/16"	11"	1-1/8"
1-1/2 ton	14-13/16"	2-3/8"	4-3/4"	3-15/16"	6-7/8"	16-1/4"	1-1/4"
3 ton	18-11/16"	4-3/16"	7-1/2"	4-9/16"	7-7/8"	16-1/4"	1-9/16"



HEAVY DUTY SLINGS

Model	Width	Length A	Minimum Tensile Strength (Vertical Hitch)	Capacity		
				Vertical Hitch	Choker Hitch	Basket Hitch
49-58-0030	1"	3' ± 1"	8,000 lbs	1,600 lbs	1,250 lbs	3,200 lbs
49-58-0035	1"	4' ± 1"	8,000 lbs	1,600 lbs	1,250 lbs	3,200 lbs
49-58-0040	1"	6' ± 1.5"	8,000 lbs	1,600 lbs	1,250 lbs	3,200 lbs
49-58-0045	1"	8' ± 2"	8,000 lbs	1,600 lbs	1,250 lbs	3,200 lbs
49-58-0050	2"	6' ± 1.5"	16,000 lbs	3,200 lbs	2,500 lbs	6,400 lbs
49-58-0055	2"	8' ± 2"	16,000 lbs	3,200 lbs	2,500 lbs	6,400 lbs

Model	Width	Length A	Minimum Tensile Strength (Vertical Hitch)	Capacity		
				Vertical Hitch	Choker Hitch	Basket Hitch
49-58-0060	2"	10' ± 2.5"	16,000 lbs	3,200 lbs	2,500 lbs	6,400 lbs
49-58-0065	2"	12' ± 3"	16,000 lbs	3,200 lbs	2,500 lbs	6,400 lbs
49-58-0070	4"	10' ± 2.5"	32,000 lbs	6,400 lbs	5,000 lbs	12,800 lbs
49-58-0075	4"	12' ± 3"	32,000 lbs	6,400 lbs	5,000 lbs	12,800 lbs
49-58-0080	4"	15' ± 3"	32,000 lbs	6,400 lbs	5,000 lbs	12,800 lbs



HOISTS & SLINGS



Nothing but **HEAVY DUTY**®

ACCESSORIES

Milwaukee® offers a broad line of heavy duty cutting, drilling, fastening and material removing accessories to meet the needs of professional contractors.





SAWZALL® BLADE SELECTION GUIDE

- 1 Identify the material to be cut in the columns below
 - 2 Follow the column down to find **BEST PERFORMANCE** or **ACCEPTABLE PERFORMANCE**
 - 3 Follow the row to the left to identify the appropriate teeth per inch (TPI) or specialty blade
- Note: Fewer TPI cut faster but rougher, while more TPI cut smoother but slower

	WOOD WITH NAILS	PVC & PLASTICS	ALUMINUM & OTHER NON-FERROUS METALS	THICK METAL (1/4" - 3/8")	MEDIUM METAL (3/16" - 1/4")	THIN METAL (1/8" - 3/16")	SHEET METAL (UP TO 1/8")	CLEAN WOOD	TIMBER & GREEN WOOD	PLASTER/ DRYWALL	TILE	FIBERGLASS	BRICK	CAST IRON
WOOD CUTTING Pg. 35	4/6 TPI FASTER/ ROUGHER													
	5/8 TPI													
	6 TPI													
GENERAL PURPOSE Pg. 35	8 TPI	FASTER/ ROUGHER	FASTER/ ROUGHER	FASTER/ ROUGHER										
	8/12 TPI SLOWER/ SMOOTHER													
	10/14 TPI													
METAL CUTTING Pg. 36	10 TPI	SLOWER/ SMOOTHER	SLOWER/ SMOOTHER		FASTER/ ROUGHER									
	14 TPI			SLOWER/ SMOOTHER		FASTER/ ROUGHER								
	18 TPI				SLOWER/ SMOOTHER		FASTER/ ROUGHER							
	24 TPI					SLOWER/ SMOOTHER	SLOWER/ SMOOTHER							
SPECIALTY Pg. 37	PRUNING													
	CLEAN WOOD													
	PLASTER													
	CARBIDE GRIT													
	DIAMOND GRIT													

- 4 Choose the Blade Length (Width of Material + 3" = Minimum Blade Length)

EXAMPLE



CUTTING ACCESSORIES



Nothing but **HEAVY DUTY**.[®]

BUY NOW

5 Choose the Blade Profile

A) DEMOLITION BLADES:

MAXIMUM DURABILITY

- A thicker, more rigid blade body resists fracturing and bending

STRAIGHTER CUTS

- The 1" tall blade body reduces blade twisting for straighter, more accurate cuts



B) STANDARD BLADES:

- Traditional blade thickness and profile



C) SCROLL CUTTING BLADES:

- Low profile for tight contour cutting



WOOD CUTTING SAWZALL[®] BLADES

Optimized for best cutting performance in nail-embedded dimensional lumber, OSB, plywood and other engineered lumbers.



FAST CUTTING

- Precision forming process creates sharper teeth



EASY PLUNGING

- Full raker tooth on blade tip

Description	TPI	Length	Height	Width	5 Pack	25 Pack	50 Pack	Bulk Pack	Qty	Application
	6	6"	3/4"	0.050"	48-00-5035	-	48-01-6035	48-01-7035	100	
THE AX™	5/8	6"	1"	0.062"	48-00-5021	48-00-8021	-	48-01-7021	100	
	6	9"	3/4"	0.050"	48-00-5036	48-00-8036	48-01-6036	48-01-7036	100	
THE AX™	5/8	9"	1"	0.062"	48-00-5026	48-00-8026	-	48-01-7026	100	
	6	12"	3/4"	0.050"	48-00-5037	-	48-01-6037	48-01-7037	100	
THE AX™	5/8	12"	1"	0.062"	48-00-5027	48-00-8027	-	48-01-7027	100	

See the specialty SAWZALL[®] blade section for additional wood cutting options, including 4/6 TPI scrolling blades

GENERAL PURPOSE SAWZALL[®] BLADES

Designed for versatile cutting performance across the broadest selection of materials including nail-embedded wood, plastics, ferrous and non-ferrous metals.



LONG LIFE

- Double relief angle reduces tooth stress



FAST CUTTING

- Precision forming process creates sharper teeth

Description	TPI	Length	Height	Width	5 Pack	25 Pack	50 Pack	Bulk Pack	Qty	Application
	8/12	6"	3/4"	0.050"	48-00-5091	-	48-01-6091	48-01-7091	100	
	8/12	6"	3/4"	0.050"	48-00-4091	-	-	48-01-9091	50	
THE WRECKER™	8	6"	1"	0.062"	48-00-5701	48-00-8701	-	48-01-7701	100	
	8/12	8"	3/4"	0.050"	48-00-5093	48-00-8093	48-01-6093	48-01-7093	100	
	8/12	8"	3/4"	0.050"	48-00-4093	-	-	48-01-9093	50	
THE WRECKER™	8	9"	1"	0.062"	48-00-5706	48-00-8706	-	48-01-7706	100	
	8/12	12"	3/4"	0.050"	48-00-5094	-	48-01-6094	-	-	
THE WRECKER™	8	12"	1"	0.062"	48-00-5711	48-00-8711	-	48-01-7711	100	
	10/14	8"	5/8"	0.035"	48-00-5193	-	-	-	-	1/4" - 3/8"
	10/14	12"	5/8"	0.035"	48-00-5194	-	-	-	-	1/4" - 3/8"

CUTTING ACCESSORIES

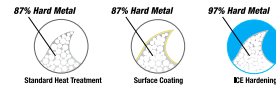


Nothing but **HEAVY DUTY**®

For the Longest Life, Look For:



Up to 50% Longer Life



METAL CUTTING SAWZALL® BLADES

Optimized for best cutting performance in pipe, conduit, strut, threaded rod, angle iron, duct and other metal building materials.



LONG LIFE

- Double relief angle reduces tooth stress



FAST CUTTING

- Precision forming process creates sharper teeth

Description	TPI	Length	Height	Width	5 Pack	25 Pack	50 Pack	Bulk Pack	Qty	Application
	10	4"	3/4"	0.035"	48-00-5090	-	-	-	-	1/4" - 3/8"
	10	6"	3/4"	0.035"	48-00-5092	-	48-01-6092	48-01-7092	100	1/4" - 3/8"
THE TORCH™	10	6"	1"	0.042"	48-00-5712	48-00-8712	-	48-01-7712	100	1/4" - 3/8"
THE TORCH™ ice hardened	10	6"	1"	0.042"	48-00-4712	-	-	48-01-9712	50	1/4" - 3/8"
THE TORCH™	10	9"	1"	0.042"	48-00-5713	48-00-8713	-	48-01-7713	100	1/4" - 3/8"
THE TORCH™ ice hardened	10	9"	1"	0.042"	48-00-4713	-	-	48-01-9713	50	1/4" - 3/8"
THE TORCH™	10	12"	1"	0.042"	48-00-5714	-	-	-	-	1/4" - 3/8"
	14	4"	3/4"	0.035"	48-00-5181	-	-	-	-	3/16" - 1/4"
	14	6"	3/4"	0.035"	48-00-5182	48-00-8182	48-01-6182	48-01-7182	100	3/16" - 1/4"
	14	6"	5/8"	0.035"	48-00-5282	-	48-01-6282	48-01-7282	100	3/16" - 1/4"
ice hardened	14	6"	3/4"	0.035"	48-00-4182	-	-	48-01-9182	50	3/16" - 1/4"
THE TORCH™	14	6"	1"	0.042"	48-00-5782	48-00-8782	-	48-01-7782	100	3/16" - 1/4"
THE TORCH™ ice hardened	14	6"	1"	0.042"	48-00-4782	-	-	48-01-9782	50	3/16" - 1/4"
	14	9"	3/4"	0.035"	48-00-5187	-	48-01-6187	48-01-7187	100	3/16" - 1/4"
ice hardened	14	9"	3/4"	0.035"	48-00-4187	-	-	48-01-9187	50	3/16" - 1/4"
THE TORCH™	14	9"	1"	0.042"	48-00-5787	48-00-8787	-	48-01-7787	100	3/16" - 1/4"
THE TORCH™ ice hardened	14	9"	1"	0.042"	48-00-4787	-	-	48-01-9787	50	3/16" - 1/4"
THE TORCH™	14	12"	1"	0.042"	48-00-5794	-	-	-	-	3/16" - 1/4"
	18	4"	3/4"	0.035"	48-00-5183	-	-	-	-	1/8" - 3/16"
	18	6"	3/4"	0.035"	48-00-5184	48-00-8184	48-01-6184	48-01-7184	100	1/8" - 3/16"
	18	6"	5/8"	0.035"	48-00-5284	-	48-01-6284	48-01-7284	100	1/8" - 3/16"
ice hardened	18	6"	3/4"	0.035"	48-00-4184	-	-	48-01-9184	50	1/8" - 3/16"
THE TORCH™	18	6"	1"	0.042"	48-00-5784	48-00-8784	-	48-01-7784	100	1/8" - 3/16"
THE TORCH™ ice hardened	18	6"	1"	0.042"	48-00-4784	-	-	48-01-9784	50	1/8" - 3/16"
	18	9"	3/4"	0.035"	48-00-5188	-	48-01-6188	48-01-7188	100	1/8" - 3/16"
ice hardened	18	9"	3/4"	0.035"	48-00-4188	-	-	48-01-9188	50	1/8" - 3/16"
THE TORCH™	18	9"	1"	0.042"	48-00-5788	48-00-8788	-	48-01-7788	100	1/8" - 3/16"
THE TORCH™ ice hardened	18	9"	1"	0.042"	48-00-4788	-	-	48-01-9788	50	1/8" - 3/16"
	18	12"	3/4"	0.035"	48-00-5189	-	48-01-6189	48-01-7189	100	1/8" - 3/16"
ice hardened	18	12"	3/4"	0.035"	48-00-4189	-	-	-	-	1/8" - 3/16"
THE TORCH™	18	12"	1"	0.042"	48-00-5789	48-00-8789	-	48-01-7789	100	1/8" - 3/16"
	24	4"	3/4"	0.035"	48-00-5185	-	-	-	-	Up to 1/8"
	24	6"	3/4"	0.035"	48-00-5186	48-00-8186	48-01-6186	48-01-7186	100	Up to 1/8"
	24	6"	5/8"	0.035"	48-00-5286	-	-	48-01-7286	100	Up to 1/8"
ice hardened	24	6"	3/4"	0.035"	48-00-4186	-	-	48-01-9186	50	Up to 1/8"

See the specialty SAWZALL® blade section for additional metal cutting options, including scrolling blades

CUTTING ACCESSORIES



Nothing but **HEAVY DUTY.**

BUY NOW


SPECIALTY SAWZALL® BLADES



Description	Special Features	TPI	Length	Height	Width	1 Pack	3 Pack	5 Pack	50 Pack	Bulk Pack	Qty	Application	
PRUNING	<ul style="list-style-type: none"> Fast cutting Clean cutting Long life 	5	9"	3/4"	0.049"	-	-	48-00-1301	-	-	-		
		5	12"	3/4"	0.049"	-	-	48-00-1303	-	-	-		
CLEAN WOOD	<ul style="list-style-type: none"> 25% faster cutting Clean cutting 	6	6"	3/4"	0.050"	-	-	48-00-5015	-	48-01-7015	100		
		6	9"	3/4"	0.050"	-	-	48-00-5016	-	48-01-7016	100		
		6	12"	3/4"	0.050"	-	-	48-00-5017	-	-	-		
SCROLLING	<ul style="list-style-type: none"> Fast contour cutting Long life 	4/6	6"	1/2"	0.050"	-	-	48-00-5041	-	-	-		
		10	3-5/8"	5/16"	0.035"	-	-	48-00-5161	-	-	-		
		14	3-5/8"	5/16"	0.035"	-	-	48-00-5162	-	-	-		
PLASTER	<ul style="list-style-type: none"> Fast cutting Clean cutting Easy plunging 	6	5"	3/4"	0.050"	-	-	48-00-5052	-	-	-		
		CARBIDE GRIT	GRIT	6"	3/4"	0.032"	-	48-00-1420	-	48-01-6420	-	-	
			GRIT	9"	3/4"	0.032"	-	48-00-1430	-	48-01-6430	-	-	
DIAMOND GRIT THE TORCH™	<ul style="list-style-type: none"> 2X faster cutting 30X life* 	GRIT	6"	1"	0.042"	48-00-1440	-	-	-	-	-		
		GRIT	9"	1"	0.042"	48-00-1450	-	-	-	-	-		

* vs. carbide grit

SAWZALL® BLADE SETS



9 Pc Set 49-22-1145	12 Pc Set 49-22-1129	14 Pc Set 49-22-1131	Heavy Duty Case 48-55-0185
<ul style="list-style-type: none"> Up to 21% value vs. purchasing blades separately 	<ul style="list-style-type: none"> Up to 30% value vs. purchasing blades separately 	<ul style="list-style-type: none"> Up to 32% value vs. purchasing blades separately 	<ul style="list-style-type: none"> Innovative patent pending design Jobsite durable Adjusts to hold up to 9" blades
<p>Includes:</p> <ul style="list-style-type: none"> (3) 6" 24 TPI blades (3) 6" 14 TPI blades (2) 6" 6 TPI blades (1) 9" 6 TPI blade Heavy duty case 	<p>Includes:</p> <ul style="list-style-type: none"> (4) 6" 18 TPI The TORCH™ blades (2) 6" 8 TPI The WRECKER™ blades (2) 6" 5/8 TPI The AX™ blades (2) 9" 5/8 TPI The AX™ blades (2) 9" 14 TPI The TORCH™ blades Heavy duty case 	<p>Includes:</p> <ul style="list-style-type: none"> (4) 6" 14 TPI blades (4) 6" 18 TPI blades (2) 9" 10 TPI The TORCH™ blades (2) 9" 14 TPI The TORCH™ blades (2) 9" 18 TPI The TORCH™ blades Roll-up storage pouch 	

CUTTING ACCESSORIES



Nothing but **HEAVY DUTY**®

HACKZALL™ BLADES

Designed to optimize the cutting performance of HACKZALL™ recip saws.

EXTENDED RUN TIME

- Thin kerf design delivers up to 35% more cuts per charge

LONG LIFE

- Wear resistant bi-metal extends tooth life

ACCESSIBILITY

- Shorter blades allow access to tight spaces

Length	Part Number	Pkg Qty	Blade Application
3-1/2"	49-00-5310	5	Wood Scroll
3-1/2"	49-00-5324	5	Metal Scroll
4"	49-00-5400	3	Fiberglass
4"	49-00-5410	5	Multi-Material
4"	49-00-5414	5	PVC
4"	49-00-5418	5	EMT
4"	49-00-5424	5	Duct
4"	49-00-5460	5	Wood
4"	49-00-5461	5	Plaster & Drywall
6"	49-00-5614	5	PVC



10 Pc HACKZALL™ Blade Set
49-22-0220

- Includes:**
- (2) Wood blades
 - (2) Duct blades
 - (3) PVC blades
 - (3) EMT blades
 - Storage pouch

SAWZALL®/HACKZALL™ ACCESSORIES

Compatible with HACKZALL™ and SAWZALL® recip saws.

1-1/2" Scraper Blade
49-00-5463

3" Scraper Blade
49-00-5456

Carbide Grit Grout Removal Tool
49-00-5450



MAXIMUM DURABILITY

- High strength steel resists chipping and breaking

LONG LIFE

- Blade coating resists corrosion
- Resharpener design



LONG LIFE

- Tungsten carbide grit resists wear

MAXIMUM CONTROL

- Rounded blade edge reduces bouncing

MAXIMUM DURABILITY

- High strength steel resists chipping and breaking

BAND SAW BLADE SELECTION GUIDE

- Identify the work piece thickness in the columns
- Follow the column down to find work piece type:

MOST SOLID MATERIALS or

VERY HARD SOLID MATERIALS (like stainless steel) or

INTERRUPTED CUTTING (like structurals and profiles)

- Follow the row to the left to identify the appropriate teeth per inch (TPI)

Note: Fewer TPI cut faster but rougher, while more TPI cut smoother but slower

		WORK PIECE THICKNESS			
		5/16" - 1/2"	3/16" - 5/16"	5/32" - 3/16"	UP TO 5/32"
BAND SAW BLADES	10 TPI	SOFTEST MATERIAL			
	14 TPI	HARDEST MATERIAL	SOFTEST MATERIAL		
	18 TPI		HARDEST MATERIAL	SOFTEST MATERIAL	
	24 TPI			HARDEST MATERIAL	SOFTEST MATERIAL
	10/14 TPI				
	14/18 TPI				

BI-METAL PORTABLE BAND SAW BLADES

MAXIMUM DURABILITY

- Matrix II high speed steel protects teeth from chipping and breaking

EXTENDED LIFE

- Alloy backing steel resists kinking and snapping

CLEAN CUTS

- Precision formed teeth cut quickly and smoothly

Deep Cut Blades

- Designed to maximize performance of any portable band saw that takes a 44-7/8" blade

Length	TPI	1 Pack	2 Pack	3 Pack	Bulk	Qty
44-7/8"	10	48-39-0500	-	48-39-0501	48-39-0502	100
44-7/8"	14	48-39-0510	48-39-0514	48-39-0511	48-39-0512	100
44-7/8"	18	48-39-0520	48-39-0524	48-39-0521	48-39-0522	100
44-7/8"	24	48-39-0530	48-39-0534	48-39-0531	48-39-0532	100
44-7/8"	10/14	48-39-0550	48-39-0554	48-39-0551	48-39-0552	100
44-7/8"	14/18	48-39-0560	-	48-39-0561	48-39-0562	100

Compact Blades

- Designed to maximize performance of Milwaukee® Compact Band Saws

Length	TPI	1 Pack	3 Pack	Bulk	Qty
35-3/8"	10	48-39-0508	48-39-0509	48-39-0507	100
35-3/8"	14	48-39-0518	48-39-0519	48-39-0517	100
35-3/8"	18	48-39-0528	48-39-0529	48-39-0527	100
35-3/8"	24	48-39-0538	48-39-0539	48-39-0537	100



Nothing but **HEAVY DUTY.**[®]

BUY NOW

HACK SAW BLADES

Bi-Metal Blades

- Lasts up to 3X longer than conventional blades

Part Number	Length	TPI	Set	Pkg Qty
48-43-0600	12"	14	Raker	10
48-43-0610	12"	18	Raker	10
48-43-0620	12"	24	Wavy	10
48-43-0630	12"	32	Wavy	10

Carbide Grit Blades

- Cuts cast iron, ceramic tile, fiberglass, slate, brick and marble

Part Number	Length	TPI	Set	Pkg Qty	Description
48-43-0200	12"	Carbide Grit	Med	1	Hack Saw
48-43-0250	12"	Carbide Grit	N/A	1	Rod Saw

DRY CUT METAL CIRCULAR SAW BLADES

LONG LIFE

- Micro ground carbide teeth stay sharper longer

ACCURATE CUTS

- Fully hardened, tensioned steel plate prevents warping

FAST CUTTING

- Extra thin kerf for faster, cleaner cuts



Diameter	Part Number	# of Teeth	Tooth Material	Arbor	Max RPM	Pkg Qty	Materials
6-1/2"	48-40-4005	60	Carbide	5/8"	4,200	1	Non-Ferrous
6-1/2"	48-40-4015	48	Carbide	5/8"	4,200	1	Ferrous
6-7/8"	48-40-4006	52	Carbide	20mm	4,200	1	Non-Ferrous
6-7/8"	48-40-4016	36	Carbide	20mm	4,200	1	Ferrous
8"	48-40-4515	42	Cermet	5/8"	5,000	1	Ferrous
8"	48-40-4520	50	Cermet	5/8"	5,000	1	Ferrous
8"	48-40-4530	60	Carbide	5/8"	5,000	1	Non-Ferrous
8"	48-40-4540	60	Carbide	5/8"	5,000	1	Non-Ferrous
14"	48-40-4505	72	Carbide	1"	1,800	1	Ferrous
14"	48-40-4510	90	Carbide	1"	1,800	1	Ferrous

CONSTRUCTION CIRCULAR SAW BLADES

Diameter	Part Number	# of Teeth	Tooth Material	Arbor	Max RPM	Pkg Qty	Materials
6-1/2"	48-40-4108	24	Carbide	5/8"	7,000	1	Framing
6-1/2"	48-40-4112	40	Carbide	5/8"	7,000	1	Trim
7-1/4"	48-40-4116	16	Carbide	5/8"	7,000	1	Framing
7-1/4"	48-40-4120	24	Carbide	5/8"	7,000	1	Ripping
7-1/4"	48-40-4123	24	Carbide	5/8"	7,000	25	Ripping
7-1/4"	48-40-4126	40	Carbide	5/8"	7,000	1	Trim
7-1/4"	48-40-4132	48	Carbide	5/8"	7,000	1	Non-Ferrous
7-1/4"	48-40-4138	140	Steel	5/8"	7,000	1	Plywood
7-1/4"	48-40-4140	-	Steel	5/8"	7,000	1	Ferrous
8-1/4"	48-40-4148	18	Carbide	5/8"	7,000	1	Framing
8-1/4"	48-40-4150	24	Carbide	5/8"	7,000	1	Ripping
8-1/4"	48-40-4152	40	Carbide	5/8"	7,000	1	Trim
10"	48-40-4160	24	Carbide	5/8"	6,000	1	Framing
10"	48-40-4162	40	Carbide	5/8"	6,000	1	Trim
10"	48-40-4164	60	Carbide	5/8"	6,000	1	Trim
10"	48-40-4166	80	Carbide	5/8"	6,000	1	Trim
10"	48-40-4168	80	Carbide	5/8"	6,000	1	Non-Ferrous
10-1/4"	48-40-4170	28	Carbide	5/8"	6,000	1	Ripping
10-1/4"	48-40-4172	40	Carbide	5/8"	6,000	1	Trim

CUTTING ACCESSORIES



Nothing but **HEAVY DUTY**®

JIG SAW BLADES

BI-METAL BLADES

- Combines high speed steel and high carbon steel for extreme versatility

HIGH SPEED STEEL BLADES

- Fully hardened blade for cutting ferrous and non-ferrous metals

HIGH CARBON STEEL BLADES

- Good for soft materials like wood and plastic

T-Shank



U-Shank



	Length	TPI	Part Number	Qty	Blade Material	Recommended Use	Shank	
GENERAL PURPOSE	4"	6	48-42-5300	5	Bi-Metal	Fast cutting, nail embedded wood	T-Shank	
	4"	10	48-42-5310	5	Bi-Metal	Fast cutting, nail embedded wood	T-Shank	
	3"	12	48-42-5390	5	Bi-Metal	Scroll cutting in wood & metal	T-Shank	
	4"	6	48-42-5200	5	High Carbon Steel	Very fast rough cutting, wood	T-Shank	
	4"	8	48-42-5220	5	High Carbon Steel	Fast straight cutting, wood	T-Shank	
	4"	6	48-42-2300	5	Bi-Metal	Fast cutting, nail embedded wood	U-Shank	
	4-1/8"	10	48-42-2310	5	Bi-Metal	Fast cutting, nail embedded wood	U-Shank	
	2-3/4"	12	48-42-2390	5	Bi-Metal	Scroll cutting in wood & metal	U-Shank	
	4"	6	48-42-0200	5	High Carbon Steel	Very fast rough cutting, wood	U-Shank	
	4"	8	48-42-0220	5	High Carbon Steel	Fast straight cutting, wood	U-Shank	
WOOD CUTTING	4"	6	48-42-5302	5	Bi-Metal	Very fast clean cutting	T-Shank	
	4"	10	48-42-5311	5	Bi-Metal	Fast clean cutting	T-Shank	
	3"	20	48-42-5385	5	Bi-Metal	Scroll cutting in wood & laminates	T-Shank	
	4"	6	48-42-5421	5	High Carbon Steel	Very fast rough cutting	T-Shank	
	4"	6	48-42-5500	5	High Carbon Steel	Very fast clean cutting	T-Shank	
	4"	6	48-42-5512	5	High Carbon Steel	Very fast, rough curve cutting	T-Shank	
	4"	10	48-42-5240	5	High Carbon Steel	Clean cutting	T-Shank	
	4"	10	48-42-5540	5	High Carbon Steel	Reverse tooth, no top splinters	T-Shank	
	3"	12	48-42-5640	5	High Carbon Steel	Clean scroll cutting	T-Shank	
	4"	6	48-42-2302	5	Bi-Metal	Very fast clean cutting	U-Shank	
	4"	10	48-42-2311	5	Bi-Metal	Fast clean cutting	U-Shank	
	2-3/4"	20	48-42-2385	5	Bi-Metal	Scroll cutting in wood & laminates	U-Shank	
	4"	6	48-42-0421	5	High Carbon Steel	Very fast rough cutting	U-Shank	
	4"	6	48-42-0500	5	High Carbon Steel	Very fast clean cutting	U-Shank	
	3-1/8"	8	48-42-0240	5	High Carbon Steel	Clean cutting	U-Shank	
	3-5/8"	10	48-42-0540	5	High Carbon Steel	Straight clean cutting	U-Shank	
	4"	10	48-42-0640	5	High Carbon Steel	Reverse tooth, no top splinters	U-Shank	
	2-3/4"	12	48-42-0650	5	High Carbon Steel	Clean scroll cutting	U-Shank	
	METAL CUTTING	4"	8	48-42-5850	5	Bi-Metal	Aluminum, non-ferrous metals	T-Shank
		3"	14	48-42-5190	5	Bi-Metal	Thick metal over 1/4 inch thick	T-Shank
5-1/4"		14	48-42-5192	5	Bi-Metal	Thick metal, tubing, etc.	T-Shank	
3"		18	48-42-5121	5	Bi-Metal	Metal over 1/8 inch thick	T-Shank	
3"		24	48-42-5161	5	Bi-Metal	Metal under 1/8 inch thick	T-Shank	
5-1/4"		24	48-42-5166	5	Bi-Metal	Thin metal under 1/8 inch thick	T-Shank	
3"		14	48-42-5101	5	High Speed Steel	Metal over 1/4 inch thick	T-Shank	
4"		8	48-42-0850	5	Bi-Metal	Aluminum, non-ferrous metals	U-Shank	
3-5/8"		14	48-42-2190	5	Bi-Metal	Thick metal over 1/4 inch thick	U-Shank	
5"		14	48-42-2192	5	Bi-Metal	Thick metal, tubing, etc.	U-Shank	
2-3/4"		18	48-42-2120	5	Bi-Metal	Metal over 1/8 inch thick	U-Shank	
2-3/4"		24	48-42-2160	5	Bi-Metal	Metal under 1/8 inch thick	U-Shank	
5"		24	48-42-2166	5	Bi-Metal	Thin metal under 1/8 inch thick	U-Shank	
2-3/4"		14	48-42-0101	5	High Speed Steel	Metal over 1/4 inch thick	U-Shank	
2-3/4"		18	48-42-0120	5	High Speed Steel	Metal over 1/8 inch thick	U-Shank	
2-3/4"		24	48-42-0140	5	High Speed Steel	Metal under 1/8 inch thick	U-Shank	
SPECIALTY		2-3/4"	GRIT	48-42-0801	5	Carbide-Tipped	Ceramics, tile	U-Shank

JIG SAW BLADE SETS

5 Pk T-Shank Blade Assortment 49-22-1178	5 Pk U-Shank Blade Assortment 49-22-1168
Includes: <ul style="list-style-type: none"> 48-42-5121 Metal cutting blade 48-42-5190 Metal cutting blade 48-42-5310 General purpose blade 48-42-5161 Metal cutting blade 48-42-5300 General purpose blade 	Includes: <ul style="list-style-type: none"> 48-42-2120 Metal cutting blade 48-42-2300 General purpose blade 48-42-2310 General purpose blade 48-42-2160 Metal cutting blade 48-42-2190 Metal cutting blade

CUTTING ACCESSORIES



Nothing but **HEAVY DUTY**®

BUY NOW

HOLE SAW SELECTION GUIDE

- 1 Identify the material to be cut in the columns below
- 2 Follow the column down to find **RECOMMENDED** or **ACCEPTABLE**

		METAL	STAINLESS STEEL	ALUMINUM & OTHER NON-FERROUS METALS	WOOD WITH NAILS	CEILING TILE	PLASTER/ DRYWALL	PVC & PLASTICS	CLEAN WOOD	FIBERGLASS	CEMENT BOARD	TILE	CAST IRON	BRICK & BLOCK
HOLE SAWS Pg. 41	BI-METAL													
	CARBIDE TIPPED													
	CARBIDE GRIT													
	RECESSED LIGHT													
PILOT BITS Pg. 43	THUNDERBOLT®													
	CARBIDE TIPPED													

BI-METAL HOLE SAWS



LONG LIFE

- ICE HARDENED™ cryogenically treated for up to 50% longer life
- Bi-metal construction with 8% cobalt for increased wear resistance

FAST CUTTING

- Optimized tooth form for up to 2X faster cutting

EASY PLUG REMOVAL

- Wide, angled and offset slots for easy plug access

GENERAL PURPOSE CUTTING

- Designed for cutting machinable and non-ferrous metals, wood products and plastics

ice hardened

Up to 50% Longer Life

87% Hard Metal

Standard Heat Treatment

87% Hard Metal

Surface Coating

97% Hard Metal

ICE Hardening

Size	Metric	Hanging Container	Shrink Wrap	Packaged with Arbor	Bulk Package		Conduit & Pipe	Pipe Tap	Copper Tube
					Item	Qty			
5/8"	16 mm	49-56-0012							1/4"
11/16"	18 mm	49-56-0017							3/8"
3/4"	19 mm	49-56-0023	49-56-9605		49-56-5090	25	3/8"	1/2"	1/2"
13/16"	21 mm	49-56-0027							
7/8"	22 mm	49-56-0032	49-56-9607		49-56-5100	25	1/2"	3/4"	5/8"
15/16"	24 mm	49-56-0037							
1"	25 mm	49-56-0043	49-56-9609	49-56-9662	49-56-5110	25			3/4"
1-1/16"	27 mm	49-56-0047							
1-1/8"	29 mm	49-56-0052	49-56-9611	49-56-9663	49-56-5120	25	3/4"	1"	
1-3/16"	30 mm	49-56-0057							
1-1/4"	32 mm	49-56-0062	49-56-9613	49-56-9664	49-56-5130	25			1"
1-5/16"	33 mm	49-56-0067							
1-3/8"	35 mm	49-56-0072	49-56-9615		49-56-5140	25	1"		
1-7/16"	37 mm	49-56-0077							
1-1/2"	38 mm	49-56-0082	49-56-9617	49-56-9665	49-56-5150	25		1-1/4"	1-1/4"
1-9/16"	40 mm	49-56-0087							
1-5/8"	41 mm	49-56-0092			49-56-5152	25			
1-11/16"	43 mm	49-56-0097							
1-3/4"	44 mm	49-56-0102	49-56-9621	49-56-9666	49-56-5155	25	1-1/4"	1-1/2"	1-1/2"
1-13/16"	46 mm	49-56-0107							
1-7/8"	48 mm	49-56-0112							
2"	51 mm	49-56-0117	49-56-9624	49-56-9667	49-56-5160	25	1-1/2"		
2-1/16"	52 mm	49-56-0122							
2-1/8"	54 mm	49-56-0127	49-56-9626	49-56-9668	49-56-5165	25			
2-1/4"	57 mm	49-56-0132			49-56-5167	25		2"	2"
2-5/16"	59 mm	49-56-0137							
2-3/8"	60 mm	49-56-0142	49-56-9630						
2-1/2"	64 mm	49-56-0147	49-56-9631	49-56-9669	49-56-5170	25	2"		
2-9/16"	65 mm	49-56-0153							
2-5/8"	67 mm	49-56-0158	49-56-9633		49-56-5175	16		2-1/2"	
2-3/4"	70 mm	49-56-0163	49-56-9635						
2-7/8"	73 mm	49-56-0167							
3"	76 mm	49-56-0173	49-56-9637	49-56-9670	49-56-5180	16	2-1/2"		2-1/2"
3-1/8"	79 mm	49-56-0177	49-56-9638						
3-1/4"	83 mm	49-56-0183	49-56-9639					3"	
3-3/8"	86 mm	49-56-0187							
3-1/2"	89 mm	49-56-0193	49-56-9641		49-56-5190	9			
3-5/8"	92 mm	49-56-0197	49-56-9642		49-56-5195	9	3"		
3-3/4"	95 mm	49-56-0203						3-1/2"	
3-7/8"	98 mm	49-56-0207							
4"	102 mm	49-56-0213	49-56-9645		49-56-5200	9			
4-1/8"	105 mm	49-56-0217	49-56-9646		49-56-5205	9	3-1/2"		3-1/2"
4-1/4"	108 mm	49-56-0223	49-56-9647					4"	4"
4-3/8"	111 mm	49-56-0227							
4-1/2"	114 mm	49-56-0233	49-56-9649				4"		
4-3/4"	121 mm	49-56-0237							
5"	127 mm	49-56-0243	49-56-9652						
5-1/2"	140 mm	49-56-0247					5"		5"
6"	152 mm	49-56-0253	49-56-9656						



Nothing but **HEAVY DUTY**®

BI-METAL HOLE SAW KITS



Contents	8 Pc General Purpose Kit 49-22-4005	13 Pc General Purpose Kit 49-22-4025	15 Pc General Purpose Kit 49-22-4175	28 Pc General Purpose Kit 49-22-4185	10 Pc Plumber's Kit 49-22-4145	18 Pc Plumber's Kit 49-22-4155	10 Pc Electrician's Kit 49-22-4095	19 Pc Electrician's Kit 49-22-4105	Door Lock Kit 49-22-4063
HOLE SAWS	3/4" 7/8" 1" 1-1/8" 1-1/2"	3/4" 7/8" 1-1/8" 1-3/8" 1-1/2" 1-3/4" 2" 2-1/8" 2-1/2"	3/4" 7/8" 1" 1-1/8" 1-3/8" 1-1/2" 1-3/4" 2" 2-1/8" 2-1/4" 2-1/2"	3/4" 7/8" 1" 1-1/4" 1-1/2" 2-1/4" 2-5/8" 3" 3-1/4" 3-3/8" 3-5/8" 3-3/4" 4-1/8" 4-1/4" 4-3/4"	3/4" 7/8" 1-1/8" 1-1/2" 1-3/4" 2-1/4"	3/4" 7/8" 1-1/8" 1-1/2" 2-1/4" 3" 3-1/2" 4" 4-1/2"	7/8" 1-1/8" 1-3/8" 1-3/4" 1-3/8" 2" 2-1/2" 2-1/2"	3/4" 7/8" 1-1/8" 1-1/2" 1-3/4" 2-1/2" 2-5/8" 3" 4-1/8" 4-3/4"	1" 2-1/8"
ARBORS	49-56-7210 TWIST RELEASE™	49-56-7010 49-56-7250	49-56-7010 49-56-9100	49-56-7000 49-56-7010 49-56-9100	49-56-7010 49-56-9100	49-56-7010 49-56-9100	49-56-7010 49-56-9100	49-56-7010 49-56-9100	49-56-7010
PILOT BITS	Additional 49-56-8010	(2) 49-56-8010	(2) Additional 49-56-8010	(3) Additional 49-56-8010	(2) Additional 49-56-8010	(3) Additional 49-56-8010	(2) Additional 49-56-8010	(3) Additional 49-56-8010	49-56-8010
OTHER	49-56-6560 Adapter 49-67-0120 Spacer 1/8" Hex Key		49-56-6560 Adapter 49-67-0120 Spacer		49-56-6560 Adapter 49-67-0120 Spacer	49-56-6560 Adapter 49-67-0120 Spacer	49-56-6560 Adapter 49-67-0120 Spacer	49-56-6560 Adapter 49-67-0120 Spacer	49-56-6560 Adapter 49-67-0120 Spacer

CARBIDE GRIT HOLE SAWS

SPECIALTY APPLICATIONS

- Designed for cutting abrasive materials such as brick, block, cement board, fiberglass and tile

FAST CUTTING

- Coarse grit and segmented edge for fast cutting

EASY PLUG REMOVAL

- Wide, angled and offset slots for easy plug access



CARBIDE TIPPED HOLE SAWS

SPECIALTY APPLICATIONS

- Designed for cutting cement board, ceramic tiles, fiberglass, cast iron and wood products such as fiberboard, flakeboard and plywood

LONG LIFE

- Tungsten carbide tipped for long life

FAST CUTTING

- Aggressive tooth form for fast cutting

EASY PLUG REMOVAL

- Wide, angled and offset slots for easy plug access



Size	Metric	Individual Package	Conduit & Pipe	Copper Tube
3/4"	19 mm	49-56-0405	3/8"	1/2"
7/8"	22 mm	49-56-0409	1/2"	5/8"
1"	25 mm	49-56-0413		3/4"
1-1/8"	29 mm	49-56-0417	3/4"	
1-1/4"	32 mm	49-56-0422		1"
1-3/8"	35 mm	49-56-0426	1"	
1-3/4"	44 mm	49-56-0437	1-1/4"	1-1/2"
2"	51 mm	49-56-0444	1-1/2"	
2-1/4"	57 mm	49-56-0449		2"
2-1/2"	64 mm	49-56-0456	2"	

All sizes include carbide tipped pilot bit

RECESSED LIGHT HOLE SAWS

SMOOTH CUTS

- Continuous grit edge for smooth cuts

ACCURATE HOLE SIZES

- Solid, welded construction provides accurately sized holes

EASY PLUG REMOVAL

- Open back for easy plug removal



Size	Metric	Individual Package
3-1/8"	79 mm	49-56-0296
4-3/8"	111 mm	49-56-0300
5-3/8"	137 mm	49-56-0303
6-3/8"	162 mm	49-56-0305
6-5/8"	168 mm	49-56-0310
6-7/8"	175 mm	49-56-0315

All sizes include pilot bit

Size	Metric	Individual Package	Conduit & Pipe	Pipe Tap	Copper Tube
5/8"	16 mm	49-56-0623			
3/4"	19 mm	49-56-0753	3/8"	1/2"	1/2"
7/8"	22 mm	49-56-0873	1/2"	3/4"	5/8"
1"	25 mm	49-56-1003			3/4"
1-1/8"	29 mm	49-56-1123	3/4"	1"	
1-1/4"	32 mm	49-56-1253			1"
1-3/8"	35 mm	49-56-1373	1"		
1-1/2"	38 mm	49-56-1503		1-1/4"	1-1/4"
1-5/8"	41 mm	49-56-1623			
1-3/4"	44 mm	49-56-1753	1-1/4"	1-1/2"	1-1/2"
1-7/8"	48 mm	49-56-1873			
2"	51 mm	49-56-2003	1-1/2"		
2-1/8"	54 mm	49-56-2123			
2-1/4"	57 mm	49-56-2253		2"	2"
2-3/8"	60 mm	49-56-2373			
2-1/2"	64 mm	49-56-2503	2"		
2-5/8"	67 mm	49-56-2623		2-1/2"	
2-3/4"	70 mm	49-56-2753			
2-7/8"	73 mm	49-56-2873			
3"	76 mm	49-56-3003	2-1/2"		2-1/2"
3-1/4"	83 mm	49-56-3253		3"	
3-1/2"	89 mm	49-56-3503			
3-5/8"	92 mm	49-56-3623	3"		
3-3/4"	95 mm	49-56-3753		3-1/2"	
4"	102 mm	49-56-4003			
4-1/4"	108 mm	49-56-4253		4"	4"
4-1/2"	114 mm	49-56-4503	4"		
5"	127 mm	49-56-5003			
6"	152 mm	49-56-6003			

DRILLING ACCESSORIES



Nothing but **HEAVY DUTY**.®

BUY NOW

ARBORS FOR HOLE SAWS

UNIVERSAL FIT

- Works with all major brands of hole saws
- Accepts any 1/4" straight or 3-flat shank pilot bit

DURABLE

- Made from hardened steel and alloy steel for greater durability

QUICK CHANGE ARBORS

- Tool-free operation
- Universal, quick change with all brands of hole saws
- No adapters required



TOOL FREE OPERATION



	49-56-7210	49-56-7010	49-56-7000	49-56-6950	49-56-7055	49-56-7040	49-56-9100	49-56-7250	49-56-7240
	Quick Change				Quick Change		Quick Change	Quick Change	Quick Change
Hole Saw Size Range	Up to 1-3/16"				1-1/4" & Larger				
Minimum Chuck Size	3/8"	3/8"	1/2"	1/4"	1/2"	3/8"	1/2"	3/8"	1/2"
Works with Pilot Bits	49-56-8000, 49-56-8010, 49-56-8005			49-56-8000, 49-56-8005		49-56-8000, 49-56-8010, 49-56-8005			

PILOT BITS FOR HOLE SAWS

DURABLE

- THUNDERBOLT® tapered web resists breaking



UNIVERSAL FIT

- Will work with most brands of arbors

STARTS ON CONTACT

- 135° split point for precision start and no walking

No SPIN **SECURE-GRIP**

- 3-Flat shank won't slip in arbor or chuck on THUNDERBOLT® bits

Description	Length	Diameter	Individual Package	Bulk Package		For Use With
				Item	Qty	
HSS THUNDERBOLT® Bit	3-1/2"	1/4"	49-56-8010	49-56-8033	12	Metal, wood, drywall, plaster, plastics, fiberglass
HSS THUNDERBOLT® Bit	4"	1/4"	49-56-8000	49-56-8031	12	
Carbide Tipped Bit	4"	1/4"	49-56-8005			Fiberglass, cement board, tile, brick, block

DRILLING ACCESSORIES



Nothing but **HEAVY DUTY**®

Compression Forged Tip
Ideal fit and reduces breakage

Shock Zone Geometry™
Designed to flex with spring-like action
Reduces stress at the tip

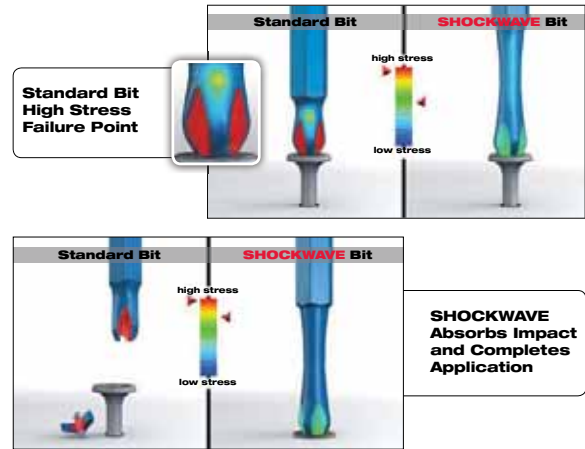
Custom Engineered Steel & Heat Treatment
High shock resistance

Up To 10x Life

* patent pending

SHOCKWAVE
IMPACT DUTY™

**IMPACT DRIVING STRESS COMPARISON
STANDARD BIT VS. SHOCKWAVE™ BIT**



SHOCKWAVE™ INSERT BITS

PHILLIPS INSERT BITS



Description	Individual Part Number	Qty	Bulk Part Number	Qty
#1 Phillips SHOCKWAVE™ Insert Bit	48-32-4411	2		
#2 Phillips SHOCKWAVE™ Insert Bit	48-32-4412	2		
#2 Phillips SHOCKWAVE™ Insert Bit	48-32-4601	5	48-32-4712	25
#2 Phillips SHOCKWAVE™ Insert Bit 25 Pc Tic-Tac	48-32-4604	25		
#3 Phillips SHOCKWAVE™ Insert Bit	48-32-4413	2		
#2 Phillips Reduced Diameter SHOCKWAVE™ Insert Bit	48-32-4444	2		
#2 Phillips SHOCKWAVE™ 2" Power Bit	48-32-4462	1	48-32-4762	25
#2 Phillips SHOCKWAVE™ 2" Power Bit	48-32-4602	5		
#3 Phillips SHOCKWAVE™ 2" Power Bit	48-32-4463	1		
#2 Phillips SHOCKWAVE™ 3-1/2" Power Bit	48-32-4562	1	48-32-4791	25

SQUARE RECESS INSERT BITS



Description	Individual Part Number	Qty	Bulk Part Number	Qty
#1 Square Recess SHOCKWAVE™ Insert Bit	48-32-4421	2	48-32-4761	25
#2 Square Recess SHOCKWAVE™ Insert Bit	48-32-4422	2		
#2 Square Recess SHOCKWAVE™ Insert Bit	48-32-4605	5	48-32-4722	25
#2 Square Recess SHOCKWAVE™ Insert Bit 10 Pc Tic-Tac	48-32-4607	10		
#3 Square Recess SHOCKWAVE™ Insert Bit	48-32-4423	2		
#1 Square Recess SHOCKWAVE™ 2" Power Bit	48-32-4471	1		
#2 Square Recess SHOCKWAVE™ 2" Power Bit	48-32-4472	1	48-32-4772	25
#2 Square Recess SHOCKWAVE™ 2" Power Bit	48-32-4606	5		
#3 Square Recess SHOCKWAVE™ 2" Power Bit	48-32-4473	1		
#2 Square Recess SHOCKWAVE™ 3-1/2" Power Bit	48-32-4572	1	48-32-4795	25

BIT HOLDERS



Description	Individual Part Number	Qty	Bulk Part Number	Qty
SHOCKWAVE™ Compact Magnetic Bit Tip Holder (2.36")	48-32-4502	1	48-32-4504	10
SHOCKWAVE™ Magnetic Bit Tip Holder (3")	48-32-4503	1	48-32-4505	10

TORX® INSERT BITS



Description	Individual Part Number	Qty	Bulk Part Number	Qty
T15 Torx® SHOCKWAVE™ 2" Power Bit	48-32-4483	1		
T20 Torx® SHOCKWAVE™ 2" Power Bit	48-32-4484	1	48-32-4784	25
T25 Torx® SHOCKWAVE™ 2" Power Bit	48-32-4485	1	48-32-4785	25
T30 Torx® SHOCKWAVE™ 2" Power Bit	48-32-4487	1		

SHOCKWAVE IMPACT DUTY™ SET

29 Pc SHOCKWAVE™ Driver Bit Set 48-32-4401

Includes:

- Phillips Bits: 1" - (1) P1, (7) P2, (2) P3; 2" Power - (2) P2, (1) P3
- Square Bits: 1" - (1) SQ1, (4) SQ2, (1) SQ3; 2" Power - (2) SQ2
- Torx® Bits: 1" - (1) T15, (1) T20, (1) T25; 2" Power - (1) T25
- Magnetic nut drivers: (1) 1/4" Red, (1) 5/16" Amber, (1) 3/8" Blue
- Magnetic bit holder
- Case with bulk storage container



FASTENING ACCESSORIES



Nothing but **HEAVY DUTY.**

BUY NOW

SHOCKWAVE™ SOCKETS AND ADAPTERS

IMPACT DUTY STEEL

- Chrome-molybdenum sockets

DEEP WELL, THIN WALL CONSTRUCTION

- Provides access in tight areas

6-PT RECESSED CORNERS

- Maximum surface contact on fastener

LASER ETCHED SIZE MARKINGS

- Easy identification, won't wear off



Description	Individual Part Number	Qty
1/4" Hex Shank to 1/4" SHOCKWAVE™ Socket Adapter	48-32-5030	1
1/4" Hex Shank to 3/8" SHOCKWAVE™ Socket Adapter	48-32-5031	1
1/4" Hex Shank to 1/2" SHOCKWAVE™ Socket Adapter	48-32-5032	1
3/8" Square x 1/4" SHOCKWAVE™ Hex Adapter	48-03-4405	1
1/2" Square x 1/4" SHOCKWAVE™ Hex Adapter	48-03-4410	1
5/16" SHOCKWAVE™ Deep Well, 3/8" Drive	49-66-4422	1
3/8" SHOCKWAVE™ Deep Well, Thin Wall, 3/8" Drive	49-66-4424	1
7/16" SHOCKWAVE™ Deep Well, 3/8" Drive	49-66-4425	1
1/2" SHOCKWAVE™ Deep Well, 3/8" Drive	49-66-4426	1
9/16" SHOCKWAVE™ Deep Well, 3/8" Drive	49-66-4427	1
5/8" SHOCKWAVE™ Deep Well, 3/8" Drive	49-66-4428	1
11/16" SHOCKWAVE™ Deep Well, 3/8" Drive	49-66-4429	1
3/4" SHOCKWAVE™ Deep Well, 3/8" Drive	49-66-4430	1
13/16" SHOCKWAVE™ Deep Well, 3/8" Drive	49-66-4431	1
7/8" SHOCKWAVE™ Deep Well, 3/8" Drive	49-66-4432	1
8 Pc 3/8" SHOCKWAVE™ Drive Deep Well Set (5/16", 3/8", 7/16", 1/2", 9/16", 5/8", 11/16", 3/4")	49-66-4419	8

SHOCKWAVE™ MAGNETIC NUT DRIVERS

COLOR CODED BANDS

- For fast, easy identification



CHAMFERED EDGE

- Better fit
- Reduced rounding of fasteners

Description	Individual Part Number	Qty	Bulk Part Number	Qty
1/4" x 1-7/8" SHOCKWAVE™ Magnetic Nut Driver	49-66-4502	1	49-66-4702	10
5/16" x 1-7/8" SHOCKWAVE™ Magnetic Nut Driver	49-66-4503	1	49-66-4703	10
3/8" x 1-7/8" SHOCKWAVE™ Magnetic Nut Driver	49-66-4505	1	49-66-4705	10
7/16" x 1-7/8" SHOCKWAVE™ Magnetic Nut Driver	49-66-4506	1	49-66-4706	10
1-7/8" SHOCKWAVE™ Magnetic Nut Driver Set (1/4", 5/16", 3/8")	49-66-4561	3		
1-7/8" SHOCKWAVE™ Magnetic Nut Driver Set (1/4", 5/16", 3/8", 7/16")	49-66-4562	4		
1/4" x 1-7/8" SHOCKWAVE™ Magnetic Nut Driver	49-66-4522	3	49-66-4732	10
5/16" x 1-7/8" SHOCKWAVE™ Magnetic Nut Driver	49-66-4523	3	49-66-4733	10
3/8" x 1-7/8" SHOCKWAVE™ Magnetic Nut Driver	49-66-4525	3	49-66-4735	10
7/16" x 1-7/8" SHOCKWAVE™ Magnetic Nut Driver	49-66-4526	3	49-66-4736	10
1/4" x 2-9/16" SHOCKWAVE™ Magnetic Nut Driver	49-66-4532	1		
5/16" x 2-9/16" SHOCKWAVE™ Magnetic Nut Driver	49-66-4533	1		
3/8" x 2-9/16" SHOCKWAVE™ Magnetic Nut Driver	49-66-4535	1		
7/16" x 2-9/16" SHOCKWAVE™ Magnetic Nut Driver	49-66-4536	1		

STANDARD DRIVING BIT SETS



21 Pc Driver Bit Set
48-32-0221



21 Pc Drive Guide Set
48-32-1700



38 Pc QUIK-LOK™ Drill and Drive Set
48-32-1500



40 Pc Drive Guide Set
48-32-1505

ADAPTERS



30° Off-Set Drive Adapter



Right Angle Drive Attachment

Description	Part Number
30° Off-Set Drive Adapter	48-32-2100
Right Angle Drive Attachment	49-22-8510
1/2" Square to 7/16" Hex Quick Change Impact Adapter	48-66-0061

FASTENING ACCESSORIES



Nothing but **HEAVY DUTY**®.

METAL DRILLING SELECTION GUIDE

1 Identify the material to be cut in the columns below

2 Follow the column down to find the accessory with **BEST PERFORMANCE** or **ACCEPTABLE PERFORMANCE**

	CLEAN WOOD	PVC & PLASTICS	ALUMINUM & OTHER NON-FERROUS METALS	PLATE STEEL (1" - 2")	PLATE STEEL (1/2" - 1")	PLATE STEEL (1/4" - 1/2")	METAL (3/16" - 1/4")	METAL (1/8" - 3/16")	SHEET METAL (UP TO 1/8")	CAST IRON	STAINLESS STEEL	PLASTER/ DRYWALL	MILD STEEL	HIGH ALLOY STEEL
PG. 46 BLACK OXIDE														
PG. 48 TITANIUM														
PG. 48 COBALT														
PG. 49 STEP BITS														
PG. 51 CARBIDE TOOTH SHEET METAL CUTTERS														
PG. 51 CARBIDE TOOTH PLATE STEEL CUTTERS														
PG. 49 1" ANNULAR CUTTERS														
PG. 49 2" ANNULAR CUTTERS														
PG. 50 1 PC STEEL HAWG® CUTTER														
PG. 50 THREADED STEEL HAWG® CUTTER														
PG. 50 QUICK CHANGE TANG STEEL HAWG® CUTTER														

THUNDERBOLT® BLACK OXIDE DRILL BITS

LONG LIFE

- THUNDERBOLT® drill bits are designed with a thicker web, providing greater strength and longer life

EFFICIENT CHIP REMOVAL

- Parabolic flute clears chips fast

PRECISION STARTS, NO WALKING

- 135° split point geometry starts fast, on contact

CORROSION RESISTANT

- Black oxide coating provides lubricity and resists corrosion of the bit

NO SPIN SECURE-GRIP™

- 3-Flat shank holds bit secure in drill chuck



Size	Part Number	Qty/Card	Bulk Pack	Bulk Qty
1/16"	48-89-2710	2	48-89-2820	12
5/64"	48-89-2711	2	48-89-2821	12
3/32"	48-89-2712	2	48-89-2822	12
7/64"	48-89-2713	2	48-89-2823	12
1/8"	48-89-2714	2	48-89-2824	12
9/64"	48-89-2715	1	48-89-2825	12
5/32"	48-89-2716	1	48-89-2826	12
11/64"	48-89-2717	1	48-89-2827	12
3/16"	48-89-2718	1	48-89-2828	12
13/64"	48-89-2719	1	48-89-2829	12
7/32"	48-89-2720	1	48-89-2830	12
15/64"	48-89-2721	1	48-89-2831	12
1/4"	48-89-2722	1	48-89-2832	12
17/64"	48-89-2723	1	48-89-2833	6
9/32"	48-89-2724	1	48-89-2834	6
19/64"	48-89-2725	1	48-89-2835	6
5/16"	48-89-2726	1	48-89-2836	6
21/64"	48-89-2727	1	48-89-2837	6
11/32"	48-89-2728	1	48-89-2838	6
23/64"	48-89-2729	1	48-89-2839	6
3/8"	48-89-2730	1	48-89-2840	6
25/64"	48-89-2731	1	48-89-2841	6
13/32"	48-89-2732	1	48-89-2842	6
27/64"	48-89-2733	1	48-89-2843	6
7/16"	48-89-2734	1	48-89-2844	6
29/64"	48-89-2735	1	48-89-2845	6
15/32"	48-89-2736	1	48-89-2846	6
31/64"	48-89-2737	1	48-89-2847	6
1/2"	48-89-2738	1	48-89-2848	6

DRILLING ACCESSORIES



Nothing but **HEAVY DUTY**®

BUY NOW

THUNDERBOLT® BLACK OXIDE DRILL BIT SETS



14 Pc THUNDERBOLT® Black Oxide Drill Bit Set 48-89-2800	15 Pc THUNDERBOLT® Black Oxide Drill Bit Set 48-89-2803	21 Pc THUNDERBOLT® Black Oxide Drill Bit Set 48-89-2801	29 Pc THUNDERBOLT® Black Oxide Drill Bit Set 48-89-2802
Includes: <ul style="list-style-type: none"> 1/16", 5/64", 3/32", 7/64", (2) 1/8", 9/64", 5/32", 3/16", 7/32", 1/4", 5/16", 3/8", 1/2" 	Includes: <ul style="list-style-type: none"> 1/16", 5/64", 3/32", 7/64", 1/8", 9/64", 5/32", 11/64", 3/16", 13/64", 7/32", 1/4", 9/32", 5/16", 3/8" 	Includes: <ul style="list-style-type: none"> (2) 1/16", (2) 5/64", 3/32", 7/64", (2) 1/8", 9/64", 5/32", 11/64", (2) 3/16", 13/64", 7/32", 15/64", (2) 1/4", 5/16", 3/8", 1/2" 	Includes: <ul style="list-style-type: none"> 1/16", 5/64", 3/32", 7/64", 1/8", 9/64", 5/32", 11/64", 3/16", 13/64", 7/32", 15/64", 1/4", 17/64", 9/32", 19/64", 5/16", 21/64", 11/32", 23/64", 3/8", 25/64", 13/32", 27/64", 7/16", 29/64", 15/32", 31/64", 1/2"

BLACK OXIDE S&D DRILL BITS



3M **SECURE-GRIP**

Size	Part Number	Qty/Card
17/32"	48-88-2739	1
9/16"	48-89-2740	1
19/32"	48-89-2741	1
5/8"	48-89-2742	1
21/32"	48-89-2743	1
11/16"	48-89-2744	1
23/32"	48-89-2745	1
3/4"	48-89-2746	1
25/32"	48-89-2747	1
13/16"	48-89-2748	1
27/32"	48-89-2749	1
7/8"	48-89-2750	1
29/32"	48-89-2751	1
15/16"	48-89-2752	1
31/32"	48-89-2753	1
1"	48-89-2754	1
1-1/16"	48-89-2755	1
1-1/8"	48-89-2756	1
1-3/16"	48-89-2757	1
1-1/4"	48-89-2758	1

BLACK OXIDE 12" AIRCRAFT LENGTH BITS



3M **SECURE-GRIP**

Size	Part Number	Qty/Card
1/8"	48-89-2770	1
3/16"	48-89-2771	1
1/4"	48-89-2772	1
5/16"	48-89-2773	1
3/8"	48-89-2774	1
7/16"	48-89-2775	1
1/2"	48-89-2776	1

SHOCKWAVE IMPACT DUTY™ HEX SHANK DRILL BITS



LONG LIFE

- THUNDERBOLT® drill bits are designed with a thicker web, providing greater strength and longer life

EFFICIENT CHIP REMOVAL

- Parabolic flute clears chips fast

PRECISION STARTS, NO WALKING

- 135° split point geometry starts fast, on contact

QUICK CHANGE

- 1/4" Hex power groove shank

Size	Part Number	Qty/Card
1/16"	48-89-4401	1
3/32"	48-89-4403	1
1/8"	48-89-4405	1
5/32"	48-89-4407	1
3/16"	48-89-4409	1
7/32"	48-89-4411	1
1/4"	48-89-4413	1

SHOCKWAVE IMPACT DUTY™ HEX SHANK DRILL BIT SET



SHOCKWAVE **IMPACT DUTY**

Up To **10x** Life

7 Pc Impact Duty Hex Shank Drill Bit Set 48-89-4431
Includes: <ul style="list-style-type: none"> 1/16", 3/32", 1/8", 9/64", 5/32", 3/16", 7/32", 1/4",



Nothing but **HEAVY DUTY**®

THUNDERBOLT® TITANIUM DRILL BITS

LONG LIFE

- Titanium coating reduces heat build-up for up to 3X life

EFFICIENT CHIP REMOVAL

- Parabolic flute clears chips fast

PRECISION STARTS, NO WALKING

- 135° split point geometry starts fast, on contact

CORROSION RESISTANT

- Titanium coating provides added protection from heat build-up

NO SPIN SECURE-GRIP™

- 3-Flat shank holds bit secure in drill chuck



Size	Part Number	Qty/Card
1/16"	48-89-2201	2
5/64"	48-89-2202	2
3/32"	48-89-2203	2
7/64"	48-89-2204	2
1/8"	48-89-2205	2
9/64"	48-89-2206	1
5/32"	48-89-2207	1
11/64"	48-89-2208	1
3/16"	48-89-2209	1
13/64"	48-89-2210	1
7/32"	48-89-2211	1
1/4"	48-89-2213	1
17/64"	48-89-2214	1
5/16"	48-89-2217	1
21/64"	48-89-2218	1
11/32"	48-89-2219	1
3/8"	48-89-2221	1
13/32"	48-89-2223	1
7/16"	48-89-2225	1
1/2"	48-89-2229	1

THUNDERBOLT® TITANIUM DRILL BIT SETS



14 Pc THUNDERBOLT® Titanium Drill Bit Set 48-89-0011	20 Pc Titanium Drill Bit Set 48-89-1105	29 Pc THUNDERBOLT® Titanium Drill Bit Set 48-89-0012
Includes: <ul style="list-style-type: none"> ▪ 1/16", 5/64", 3/32", 7/64", (2)1/8", 9/64", 5/32", 3/16", 7/32", 1/4", 5/16", 3/8", 1/2" 	Includes: <ul style="list-style-type: none"> ▪ (2) 1/16", (2) 5/64", (2) 3/32", (2) 7/64", (2) 1/8", 9/64", 5/32", 11/64", 3/16", 13/64", 7/32", 1/4", 5/16", 3/8", 1/2" 	Includes: <ul style="list-style-type: none"> ▪ 1/16", 5/64", 3/32", 7/64", 1/8", 9/64", 5/32", 11/64", 3/16", 13/64", 7/32", 15/64", 1/4", 17/64", 9/32", 19/64", 5/16", 21/64", 11/32", 23/64", 3/8", 25/64", 13/32", 27/64", 7/16", 29/64", 15/32", 31/64", 1/2"

THUNDERBOLT® COBALT DRILL BITS

LONG LIFE

- THUNDERBOLT® drill bits are designed with a thicker web, providing greater strength and longer life

EFFICIENT CHIP REMOVAL

- Parabolic flute clears chips fast

PRECISION STARTS, NO WALKING

NO SPIN SECURE-GRIP™

- 3-Flat Shank holds bit secure



THUNDERBOLT® COBALT DRILL BIT SET



Size	Part Number	Qty/Card
3/32"	48-89-2303	1
7/64"	48-89-2304	1
1/8"	48-89-2305	1
9/64"	48-89-2306	1
5/32"	48-89-2307	1
3/16"	48-89-2309	1
1/4"	48-89-2313	1
5/16"	48-89-2317	1
3/8"	48-89-2321	1
7/16"	48-89-2325	1
1/2"	48-89-2329	1

14 Pc THUNDERBOLT® Cobalt Drill Bit Set 48-89-0026
Includes: <ul style="list-style-type: none"> ▪ 1/16", 5/64", 3/32", 7/64", (2)1/8", 9/64", 5/32", 3/16", 7/32", 1/4", 5/16", 3/8", 1/2"



Nothing but **HEAVY DUTY**.®

BUY NOW

STEP DRILL BITS

TRUE ROUND HOLES

- Single flute produces perfectly round holes

NO SPIN **SECURE-GRIP™**

- 3-Flat shank holds bit secure in drill chuck

EASY SIZE IDENTIFICATION

- Laser etched markings ensure fast size identification and won't wear off



Size	Part Number	Qty/Card	Description
MET-2	48-89-8955	1	6 Hole, 3/16" - 1/2" (1/16") Step Drill Bit
MET-5	48-89-8960	1	10 Hole, 1/4" - 1-3/8" (1/8") Step Drill Bit
MET-21	48-89-8965	1	10 Hole, 13/16" - 1-3/8" (1/16") Step Drill Bit, Hole Enlarging
MET-1	48-89-9100	1	13 Hole, 1/8" - 1/2" (1/32") Step Drill Bit
MET-3	48-89-9105	1	9 Hole, 1/4" - 3/4" (1/16") Step Drill Bit
MET-20	48-89-9110	1	8 Hole, 9/16" - 1" (1/16") Step Drill Bit, Hole Enlarging
MET-11	48-89-9115	1	Single Hole Size, 7/8" Step Drill Bit
MET-4	48-89-9130	1	12 Hole, 3/16" - 7/8" (1/16") Step Drill Bit
MET-9	48-89-9135	1	2 Hole 7/8" and 1-1/8" Step Drill Bit (1/2" and 3/4" Knock-Out)

STEP DRILL BIT SETS



2 Pc Set 48-89-9050	3 Pc Set 48-89-8990
<ul style="list-style-type: none"> 2 piece set - 13 hole and 9 hole step drill bits 	<ul style="list-style-type: none"> 3 piece set - 13 hole, 6 hole, 9 hole step drill bits
Includes: <ul style="list-style-type: none"> MET-1, MET-3, soft case 	Includes: <ul style="list-style-type: none"> MET-1, MET-2, MET-3, soft case

ANNULAR CUTTERS



FASTER CUTTING

- Thinner wall design for faster, more efficient cutting

LONG LIFE

- Proprietary steel, optimized for steel cutting

UNIVERSAL SHANK

- Fits directly into Milwaukee® compact magnetic drill press
- Works with 3/4" Weldon® style shank arbor

Size	1" Depth	2" Depth	Size	1" Depth	2" Depth
1/2"	49-59-0500	49-59-2050	1-5/16"	49-59-1312	49-59-2131
9/16"	49-59-0562	49-59-2056	1-3/8"	49-59-1375	49-59-2138
5/8"	49-59-0625	49-59-2063	1-7/16"	49-59-1437	49-59-2144
11/16"	49-59-0687	49-59-2069	1-1/2"	49-59-1500	49-59-2150
3/4"	49-59-0750	49-59-2075	1-9/16"	49-59-1562	49-59-2156
13/16"	49-59-0812	49-59-2081	1-5/8"	49-59-1625	49-59-2163
7/8"	49-59-0875	49-59-2089	1-11/16"	49-59-1687	49-59-2169
15/16"	49-59-0937	49-59-2094	1-3/4"	49-59-1750	49-59-2175
1"	49-59-1000	49-59-2100	1-13/16"	49-59-1812	49-59-2181
1-1/16"	49-59-1062	49-59-2106	1-7/8"	49-59-1875	49-59-2188
1-1/8"	49-59-1125	49-59-2113	1-15/16"	49-59-1937	49-59-2194
1-3/16"	49-59-1187	49-59-2119	2"	49-59-2000	49-59-2200
1-1/4"	49-59-1250	49-59-2125			

ANNULAR CUTTER SETS



6 Pc Annular Cutter Set (1" Depth) 49-22-8400	9 Pc Annular Cutter Set (2" Depth) 49-22-8410
Includes: <ul style="list-style-type: none"> 9/16", 5/8", 11/16", 13/16", 15/16", 1-1/16" and ejector pin 	Includes: <ul style="list-style-type: none"> 1/2", 9/16", 5/8", 11/16", 3/4", 13/16", 7/8", 15/16", 1-1/16" and (2) ejector pins

ANNULAR CUTTER ACCESSORIES

Description	Part Number
#3 Morse Taper To Weldon® Shank Arbor	49-56-0025
Arbor Wrench Set	49-96-0010
(2) 1" Ejector Pins	44-60-1720
(2) 2" Ejector Pins	44-60-1721
HAWG WASH® Lubricant (16 Oz Bottle)	49-32-0081
HAWG WASH® Hand Pump	44-46-0090
HAWG WASH® Hand Pump Oil Hose	43-75-0010

DRILLING ACCESSORIES



Nothing but **HEAVY DUTY**®

THREADED STEEL HAWG® CUTTERS

FAST CUTTING

- Alternating tooth geometry for up to 3X faster cutting

LONG LIFE

- Hardened carbide steel teeth provide longer life

2" CUTTING DEPTH



Size	Part Number	Size	Part Number
3/4"	49-57-0750	2-3/8"	49-57-2370
13/16"	49-57-0812	2-1/2"	49-57-2500
7/8"	49-57-0875	2-9/16"	49-57-2560
15/16"	49-57-0937	2-5/8"	49-57-2620
1"	49-57-1000	2-3/4"	49-57-2750
1-1/16"	49-57-1062	2-7/8"	49-57-2870
1-1/8"	49-57-1125	3"	49-57-3000
1-3/16"	49-57-1187	3-1/8"	49-57-3120
1-1/4"	49-57-1250	3-1/4"	49-57-3250
1-5/16"	49-57-1312	3-3/8"	49-57-3370
1-3/8"	49-57-1375	3-1/2"	49-57-3500
1-7/16"	49-57-1437	3-5/8"	49-57-3620
1-1/2"	49-57-1500	3-3/4"	49-57-3750
1-9/16"	49-57-1562	3-7/8"	49-57-3870
1-5/8"	49-57-1625	4"	49-57-4000
1-11/16"	49-57-1687	4-1/8"	49-57-4120
1-3/4"	49-57-1750	4-1/4"	49-57-4250
1-13/16"	49-57-1812	4-3/8"	49-57-4370
1-7/8"	49-57-1875	4-1/2"	49-57-4500
1-15/16"	49-57-1937	4-5/8"	49-57-4620
2"	49-57-2000	4-3/4"	49-57-4750
2-1/16"	49-57-2060	5"	49-57-5000
2-1/8"	49-57-2120	5-1/2"	49-57-5500
2-1/4"	49-57-2250	6"	49-57-6000
2-5/16"	49-57-2310		

ARBORS



#3 Morse Taper Arbor 49-57-0010	3/4" Shank Arbor 49-57-0030
<ul style="list-style-type: none"> ▪ Works with threaded STEEL HAWG® cutters ▪ Use with motors 4292-1 and 4297-1 	<ul style="list-style-type: none"> ▪ Works with threaded STEEL HAWG® cutters ▪ Use with 4262-1 motor
Includes: <ul style="list-style-type: none"> ▪ Oil hose and hand pump 	Includes: <ul style="list-style-type: none"> ▪ Oil hose and hand pump

QUICK CHANGE TANG STEEL HAWG® CUTTERS

FAST CUTTING

- Alternating tooth geometry for up to 3X faster cutting

LONG LIFE

- Hardened carbide steel teeth provide longer life

QUICK CHANGE

- Tool-free operation for fast changes

1" CUTTING DEPTH



Size	Part Number	Size	Part Number
1/2"	49-57-0251	1-5/16"	49-57-1314
9/16"	49-57-0564	1-3/8"	49-57-1377
5/8"	49-57-0626	1-7/16"	49-57-1439
11/16"	49-57-0689	1-1/2"	49-57-1502
3/4"	49-57-0752	1-9/16"	49-57-1564
13/16"	49-57-0814	1-5/8"	49-57-1627
7/8"	49-57-0877	1-11/16"	49-57-1689
15/16"	49-57-0939	1-3/4"	49-57-1752
1"	49-57-1002	1-13/16"	49-57-1814
1-1/16"	49-57-1064	1-7/8"	49-57-1877
1-1/8"	49-57-1127	1-15/16"	49-57-1939
1-3/16"	49-57-1189	2"	49-57-2002
1-1/4"	49-57-1252		

ARBORS



#3 Morse Taper Quick Change Arbor 49-57-0012	#3 Morse Taper Quick Change Arbor w/Chip Breaker 49-57-0013	3/4" Straight Shank Quick Change Arbor 49-57-0032
<ul style="list-style-type: none"> ▪ Works with quick-change tang STEEL HAWG® cutters ▪ Use with motors 4292-1 and 4297-1 	<ul style="list-style-type: none"> ▪ Works with quick-change tang STEEL HAWG® cutters ▪ Use with motors 4292-1 and 4297-1 	<ul style="list-style-type: none"> ▪ Works with quick-change tang STEEL HAWG® cutters ▪ Use with 4262-1 motor
Includes: <ul style="list-style-type: none"> ▪ Oil hose and hand pump 	Includes: <ul style="list-style-type: none"> ▪ Oil hose and hand pump 	Includes: <ul style="list-style-type: none"> ▪ Oil hose and hand pump

ONE PIECE STEEL HAWG® CUTTERS

1/2" CUTTING DEPTH

- Recommended for use with Milwaukee® electromagnetic drill presses or hand drill



Size	Part Number
11/16"	49-57-8068
13/16"	49-57-8081
Pilot Bit	49-57-0038



Nothing but **HEAVY DUTY**.®

BUY NOW

CARBIDE TOOTH CUTTERS FOR SHEET METAL

CLEAN HOLES

- Drills burr-free holes
- Specifically designed for hand held applications to produce drill press quality holes

LONG LIFE

- Carbide tips stay sharper longer than high-speed steel or bi-metal cutters

VERSATILE

- For material up to 3/16" thick
- Ideal for stainless steel, structural steel studs and electrical boxes



Size	Metric	Part Number
3/4"	19 mm	49-57-8305
7/8"	22 mm	49-57-8309
1"	25 mm	49-57-8311
1-1/8"	29 mm	49-57-8315
1-7/32"	31 mm	49-57-8317
1-1/4"	32 mm	49-57-8319
1-5/16"	33 mm	49-57-8321
1-3/8"	35 mm	49-57-8323
1-7/16"	37 mm	49-57-8325
1-1/2"	38 mm	49-57-8327
1-3/4"	44 mm	49-57-8329
2"	51 mm	49-57-8331
2-1/8"	54 mm	49-57-8333
2-1/4"	57 mm	49-57-8335
2-3/8"	60 mm	49-57-8337
2-1/2"	64 mm	49-57-8339
2-5/8"	67 mm	49-57-8341
3"	76 mm	49-57-8343

SHEET METAL CARBIDE TOOTH CUTTER KITS



5 Pc Electrician's Kit 49-22-8300	7 Pc Electrician's Kit 49-22-8310
Includes: <ul style="list-style-type: none"> 7/8", 1-1/8", 1-3/8" carbide steel plate cutters Arbor with pilot bit and one additional pilot bit 	Includes: <ul style="list-style-type: none"> 7/8", 1-1/8", 1-3/8", 1-3/4" & 2" carbide sheet metal cutters Arbor with pilot bit and one additional pilot bit

CARBIDE TOOTH CUTTERS FOR STEEL PLATE

CLEAN HOLES

- Drills burr-free holes

LONG LIFE

- Carbide tips stay sharper longer than high-speed steel or bi-metal cutters

VERSATILE

- For material up to 1/2" thick
- Ideal for stainless steel, structural steel studs and electrical boxes



Size	Metric	Part Number
11/16"	18 mm	49-57-8201
3/4"	19 mm	49-57-8203
13/16"	21 mm	49-57-8205
7/8"	22 mm	49-57-8207
15/16"	24 mm	49-57-8209
1"	25 mm	49-57-8211
1-1/16"	27 mm	49-57-8213
1-1/8"	29 mm	49-57-8215
1-3/16"	30 mm	49-57-8217
1-1/4"	32 mm	49-57-8219
1-5/16"	33 mm	49-57-8221
1-3/8"	35 mm	49-57-8223
1-7/16"	37 mm	49-57-8225
1-1/2"	38 mm	49-57-8227

STEEL PLATE CARBIDE TOOTH CUTTER KITS



5 Pc Contractor's Kit 49-22-8200	7 Pc Contractor's Kit 49-22-8210
Includes: <ul style="list-style-type: none"> 11/16", 13/16" & 15/16" carbide steel plate cutters Arbor with pilot bit and one additional pilot bit 	Includes: <ul style="list-style-type: none"> 11/16", 13/16", 15/16", 1-1/8" & 1-3/8" carbide steel plate cutters Arbor with pilot bit and one additional pilot bit

ARBORS AND PILOT BITS FOR CARBIDE TOOTH CUTTERS

QUICK CHANGE ARBOR



Description	Part Number
Quick Change Arbor For All Carbide Cutters	49-57-0035
Pilot Bit For 49-57-0035 Quick Change Arbor	49-57-0038
Ejector Spring For 49-57-0035 Quick Change Arbor	40-50-8780

RETRACTABLE PIN ARBOR



Description	Part Number
Centering Pin Arbor With Detachable Drill Cap*	49-57-0037
Drill Cap For 49-57-0037 Quick Change Arbor*	42-52-1015

*Drill cap is for drilling a pilot hole if used in a hand held application

DRILLING ACCESSORIES



Nothing but **HEAVY DUTY**®

WOOD BORING SELECTION GUIDE

- 1 Identify the material to be cut in the columns below
- 2 Follow the column down to find **BEST PERFORMANCE** or **ACCEPTABLE PERFORMANCE**

	CLEAN WOOD	WOOD WITH NAILS	HOLE FINISH	FAST DRILLING	DRILLS POCKET HOLES	WIRE PULLING	IMPACT RATED
PG. 52 SELFEED BIT			ROUGH ↑				
PG. 54 BIG HAWK®							
PG. 54 SHIP AUGER							
PG. 55 SPUR AUGER							
PG. 55 SPEED FEED™							
PG. 55 FLAT BORING							
PG. 56 BRAD POINT							
PG. 56 FORSTNER			FINE ↓				
PG. 56 BELLHANGER							
PG. 56 CABLE							

SWITCHBLADE™ SELFEED BITS

LONG LIFE

- Cutting edge is replaceable, made with hardened steel to increase bit life

FAST DRILLING

- Aggressive feed screw design allows the bit to pull through the wood faster

EASY SIZE REFERENCE

- Bit and blades are engraved for quick and easy size identification

SWITCHBLADE™



Size	Part Number	Qty	Shank Type	Entrance For Pipe and Rigid Conduit	Entrance For Tubing
1-3/8"	48-25-5120	1	7/16" Hex	1"	1-1/4"
1-1/2"	48-25-5125	1	7/16" Hex		1-3/8"
2"	48-25-5135	1	7/16" Hex	1-1/2"	1-7/8"
2-1/8"	48-25-5140	1	7/16" Hex		2"
2-1/4"	48-25-5143	1	7/16" Hex		2-1/8"
2-9/16"	48-25-5150	1	7/16" Hex	2"	2-1/2"

SWITCHBLADE™ SELFEED BIT KIT



5 Pc SWITCHBLADE™ Plumber's Kit
49-22-5100

Includes:

- (1) Each SWITCHBLADE™ selffeed bits (1-3/8", 1-1/2", 2-1/8", 2-9/16")
- (1) 5-1/2" QUIK-LOK™ extension
- (1) Each replacement blades
- (4) Feed screws
- (4) Set screws
- (1) Hex wrench
- Case with bulk storage container

SWITCHBLADE™ REPLACEMENT BLADES

Size	Part Number	Qty	Size	Part Number	Qty
1-3/8"	48-25-5420	1	2-1/8"	48-25-5240	3*
1-1/2"	48-25-5425	1	2-9/16"	48-25-5250	3*
2"	48-25-5435	1	1-3/8"	48-25-5320	10*
2-1/8"	48-25-5440	1	1-1/2"	48-25-5325	10*
2-1/4"	48-25-5443	1	2"	48-25-5335	10*
2-9/16"	48-25-5450	1	2-1/8"	48-25-5340	10*
1-3/8"	48-25-5220	3*	2-9/16"	48-25-5350	10*
1-1/2"	48-25-5225	3*			
2"	48-25-5235	3*			

*Includes hex wrench and case



Replacement Feedscrew Pack
48-25-5275



SWITCHBLADE™ Accessory Service Kit
48-25-5280

STANDARD SELFEEED BITS

FAST DRILLING

- Aggressive feed screw design allows the bit to pull through the wood faster

CLEAN HOLES

- Alloy steel kerf cutters provide clean holes

RESHARPENABLE

- Cutting edge can be resharpened



Size	Part Number	Qty	Shank Type	Entrance For Pipe and Rigid Conduit	Entrance For Tubing	Package Type
1"	48-25-1001	1	7/16" Hex	1/2"	7/8"	Carton
1"	48-25-1002	1	7/16" Hex	1/2"	7/8"	Clamshell
1-1/8"	48-25-1121	1	7/16" Hex	1/2"	1"	Carton
1-1/8"	48-25-1122	1	7/16" Hex	1/2"	1"	Clamshell
1-1/4"	48-25-1251	1	7/16" Hex	3/4"	1-1/8"	Carton
1-1/4"	48-25-1252	1	7/16" Hex	3/4"	1-1/8"	Clamshell
1-3/8"	48-25-1371	1	7/16" Hex	1"	1-1/4"	Carton
1-3/8"	48-25-1372	1	7/16" Hex	1"	1-1/4"	Clamshell
1-1/2"	48-25-1501	1	7/16" Hex		1-3/8"	Carton
1-1/2"	48-25-1502	1	7/16" Hex		1-3/8"	Clamshell
1-3/4"	48-25-1751	1	7/16" Hex	1-1/4"	1-1/2"	Carton
1-3/4"	48-25-1752	1	7/16" Hex	1-1/4"	1-1/2"	Clamshell
2"	48-25-2001	1	7/16" Hex	1-1/2"	1-7/8"	Carton
2"	48-25-2002	1	7/16" Hex	1-1/2"	1-7/8"	Clamshell
2-1/8"	48-25-2121	1	7/16" Hex		2"	Carton
2-1/8"	48-25-2122	1	7/16" Hex		2"	Clamshell
2-1/4"	48-25-2251	1	7/16" Hex		2-1/8"	Carton
2-1/4"	48-25-2252	1	7/16" Hex		2-1/8"	Clamshell
2-9/16"	48-25-2561	1	7/16" Hex	2"	2-1/2"	Carton
2-9/16"	48-25-2562	1	7/16" Hex	2"	2-1/2"	Clamshell
3"	48-25-3001	1	3-Flat	2-1/2"	2-7/8"	Carton
3-5/8"	48-25-3621	1	3-Flat	3"	3-1/2"	Carton
4-1/8"	48-25-4125	1	3-Flat	3**		Carton
4-5/8"	48-25-4621	1	3-Flat	4"	4-1/2"	Carton

STANDARD SELFEEED BIT KITS

7 Pc Plumber's Kit 49-22-0065	7 Pc Contractor's Kit 49-22-0130	4 Pc Contractor's Kit 49-22-0135
Includes: <ul style="list-style-type: none"> (1) Each augers (7/8", 1-1/8", 1-1/4", 1-1/2") (1) Each selffeed bits (1-3/4", 2-1/8", 2-9/16") (1) 5-1/2" Hex key extension 	Includes: <ul style="list-style-type: none"> (2) Each augers (7/8", 1-1/8", 1-1/4", 1-1/2") (1) Each selffeed bits (1", 1-1/8", 1-1/4", 1-1/2", 1-3/4", 2-1/8", 2-9/16") (1) 5-1/2" Hex key extension 	Includes: <ul style="list-style-type: none"> (1) Each selffeed bits (1-3/8", 1-1/2", 2-1/8", 2-9/16") (1) 5-1/2" Hex key extension

STANDARD SELFEEED BIT ACCESSORIES

Small Standard Selffeed Bit Accessory Kit 48-25-6000	Coarse Thread Feed Screw for Selffeed Bit 48-28-6870	1/8" Hex Wrench for Selffeed Bit 49-96-0060
Includes set screws, feed screws and hex key for sizes: <ul style="list-style-type: none"> 1" - 2-9/16" 	Includes feed screw for sizes: <ul style="list-style-type: none"> 1" - 2-9/16" 	Includes hex wrench for sizes: <ul style="list-style-type: none"> 1" - 2-9/16"
Large Standard Selffeed Bit Accessory Kit 48-25-7000	Replacement Feed Screw for Selffeed Bit 48-28-6880	5/32" Hex Wrench for Selffeed Bit 49-96-0070
Includes set screws, feed screws and hex key for sizes: <ul style="list-style-type: none"> 3" - 4-5/8" 	Includes feed screw for sizes: <ul style="list-style-type: none"> 3" - 4-5/8" 	Includes hex wrench for sizes: <ul style="list-style-type: none"> 3" - 4-5/8"

EXTENSIONS

UNIVERSAL FIT

- All extensions work with all major brands

QUIK-LOK™ EXTENSIONS

- Fits any 1/4" or 7/16" hex shank product
- Impact rated for maximum durability
- Releases by hand for quick operation



Part Number	Shank Size	Length	Type	Accepts Shank Size
48-28-1000	1/4"	3"	QUIK-LOK™	1/4"
48-28-1010	1/4"	6"	QUIK-LOK™	1/4"
48-28-1020	1/4"	12"	QUIK-LOK™	1/4"
48-28-4008	3/8"	12"	Hex Wrench	3/8"
48-28-1030	7/16"	5-1/2"	QUIK-LOK™	7/16"
48-28-1040	7/16"	12"	QUIK-LOK™	7/16"
48-28-1050	7/16"	18"	QUIK-LOK™	7/16"
48-28-1060	7/16"	24"	QUIK-LOK™	7/16"
48-28-4001	7/16"	5-1/2"	Hex Wrench	7/16"
48-28-4006	7/16"	12"	Hex Wrench	7/16"
48-28-4011	7/16"	18"	Hex Wrench	7/16"
48-28-4016	7/16"	24"	Hex Wrench	7/16"



Nothing but **HEAVY DUTY**®

BIG HAWG™ HOLE CUTTERS

FAST CUTTING

- Aggressive tooth geometry for up to 10X faster cutting than hole saws

LONG LIFE

- Cuts up to 600 holes in wood without needing to be resharpened

DURABLE

- Three hardened steel teeth provide maximum durability against unintended nail impacts

EASY PLUG REMOVAL

- Wide and deep gullets for easy plug removal

Size	Part Number	With Pilot Bit
1-3/8"	49-56-8995	49-56-9110
2-1/8"	49-56-9000	49-56-9120
2-1/4"	49-56-9005	-
2-9/16"	49-56-9010	49-56-9130
3"	49-56-9020	-
3-3/8"	49-56-9025	-

Size	Part Number	With Pilot Bit
3-5/8"	49-56-9030	-
4-1/4"	49-56-9045	-
4-5/16"	49-56-9047	-
4-5/8"	49-56-9050	-
5-1/4"	49-56-9055	-
6-1/4"	49-56-9065	-

BIGHAWG™



UP TO
10x
FASTER THAN
HOLE SAWS

UP TO
600
HOLES WITHOUT
RESHARPENING

BIG HAWG™ HOLE CUTTER KITS



7 Pc BIG HAWG™ Hole Cutter Kit 49-56-9075	8 Pc Plumbers BIG HAWG™ Hole Cutter Kit 49-56-9080	10 Pc BIG HAWG™ Hole Cutter Kit 49-56-9085
Includes: <ul style="list-style-type: none"> (1) Each BIG HAWG™ hole cutters (2-1/8", 2-9/16", 3-5/8") (1) Arbor with pilot bit (2) Additional pilot bits (1) Diamond file (1) Hex wrench 	Includes: <ul style="list-style-type: none"> (1) Each BIG HAWG™ hole cutters (2-1/8", 2-9/16", 3-5/8", 4-5/8") (1) Arbor with pilot bit (2) Additional pilot bits (1) Diamond file (1) Hex wrench 	Includes: <ul style="list-style-type: none"> (1) Each BIG HAWG™ hole cutters (2-1/8", 2-1/4", 2-9/16", 3", 3-5/8", 4-1/4") (1) Arbor with pilot bit (2) Additional pilot bits (1) Diamond file (1) Hex wrench

BIG HAWG™ HOLE CUTTER ACCESSORIES

Description	Part Number
BIG HAWG™ File	48-09-5055
BIG HAWG™ Pilot Bit	48-27-1401
BIG HAWG™ Hole Cutter Arbor	49-56-9105

SHIP AUGERS

DURABLE

- Hardened tip for added nail durability

FAST CHIP REMOVAL

- Coated flutes for fast chip removal

IMPACT RATED



Size	Part Number	Shank	Overall Length	Twist Length
3/8"	48-13-0373	5/16"	6"	3"
1/2"	48-13-0503	5/16"	6"	3"
5/8"	48-13-0623	7/16"	6"	3"
11/16"	48-13-0683	7/16"	6"	3"
3/4"	48-13-0753	7/16"	6"	3"
13/16"	48-13-0813	7/16"	6"	3"
7/8"	48-13-0873	7/16"	6"	3"
15/16"	48-13-0933	7/16"	6"	3"
1"	48-13-1003	7/16"	6"	3"
1-1/16"	48-13-1063	7/16"	6"	3"
1-1/8"	48-13-1123	7/16"	6"	3"
1-1/4"	48-13-1253	7/16"	6"	3"
1-3/8"	48-13-1373	7/16"	6"	3"
1-1/2"	48-13-1503	7/16"	6"	3"

Size	Part Number	Shank	Overall Length	Twist Length
3/8"	48-13-5500	5/16"	18"	15"
7/16"	48-13-5520	5/16"	18"	15"
1/2"	48-13-5540	5/16"	18"	15"
9/16"	48-13-5560	7/16"	18"	15"
5/8"	48-13-5620	7/16"	18"	15"
11/16"	48-13-5680	7/16"	18"	15"
3/4"	48-13-5750	7/16"	18"	15"
13/16"	48-13-5810	7/16"	18"	15"
7/8"	48-13-5870	7/16"	18"	15"
15/16"	48-13-5930	7/16"	18"	15"
1"	48-13-6000	7/16"	18"	15"
1-1/16"	48-13-6010	7/16"	18"	15"
1-1/8"	48-13-6120	7/16"	18"	15"
1-1/4"	48-13-6250	7/16"	18"	15"
1-3/8"	48-13-6370	7/16"	18"	15"
1-1/2"	48-13-6500	7/16"	18"	15"



SHIP AUGER SET

3 Pc Ship Auger Bit Set (18") 49-13-3000
Includes: <ul style="list-style-type: none"> 1/2", 3/4", 1"



DRILLING ACCESSORIES



Nothing but **HEAVY DUTY**™

BUY NOW

SPUR AUGERS

CLEAN HOLES

- Double wing spurs for clean hole cutting

FAST CHIP REMOVAL

- Coated flutes for fast chip removal

IMPACT RATED



Size	Part Number	Shank	Overall Length	Twist Length
1/2"	48-13-0700	5/16"	6-1/2"	4"
5/8"	48-13-0725	7/16"	6-1/2"	4"
3/4"	48-13-0750	7/16"	6-1/2"	4"
7/8"	48-13-0870	7/16"	6-1/2"	4"
1"	48-13-1000	7/16"	6-1/2"	4"
1-1/8"	48-13-1120	7/16"	6-1/2"	4"
1-1/4"	48-13-1250	7/16"	6-1/2"	4"
1-3/8"	48-13-1370	7/16"	6-1/2"	4"
1-1/2"	48-13-1500	7/16"	6-1/2"	4"

SPUR AUGER SET



4 Pc Spur Auger Bit Set (6-1/2")
48-13-4000

Includes:

- 1/2", 3/4", 7/8", 1"

SPEED FEED™ SELF-FEEDING WOOD BITS

FAST CUTTING

- Up to 10X faster than flat boring bits

CLEAN HOLES

- Double wing spurs for clean hole cutting

FAST CHIP REMOVAL

- Coated flutes for fast chip removal



Size	Part Number
1/2"	48-13-0048
5/8"	48-13-0058
3/4"	48-13-0068
7/8"	48-13-0078
1"	48-13-0088
1-1/4"	48-13-0108

SPEED FEED™

SPEED FEED™ SELF-FEEDING WOOD BIT SET

4 Pc Speed Feed™ Self-Feeding Wood Bit Set
48-13-0400

Includes:

- 1/2", 5/8", 3/4", 1"

FLAT BORING BITS

FAST CUTTING

- Cutting edge designed for fast, easy wood boring

CLEAN HOLES

- Double wing spurs for clean hole cutting

Size	Part Number	Length
1/2"	48-27-0070	3-1/2"
5/8"	48-27-0075	3-1/2"
3/4"	48-27-0080	3-1/2"
7/8"	48-27-0085	3-1/2"
15/16"	48-27-0090	3-1/2"
1"	48-27-0095	3-1/2"
1-1/8"	48-27-0100	3-1/2"
1-1/4"	48-27-0200	3-1/2"
1-1/2"	48-27-0205	3-1/2"
1/4"	48-27-0251	6"
5/16"	48-27-0311	6"

Size	Part Number	Length
3/8"	48-27-0371	6"
7/16"	48-27-0441	6"
1/2"	48-27-0501	6"
9/16"	48-27-0561	6"
5/8"	48-27-0621	6"
11/16"	48-27-0681	6"
3/4"	48-27-0751	6"
13/16"	48-27-0811	6"
7/8"	48-27-0871	6"
15/16"	48-27-0941	6"
1"	48-27-1001	6"

Size	Part Number	Length
1-1/8"	48-27-1121	6"
1-1/4"	48-27-1251	6"
1-3/8"	48-27-1371	6"
1-1/2"	48-27-1501	6"
3/8"	48-27-0170	16"
1/2"	48-27-0175	16"
5/8"	48-27-0180	16"
3/4"	48-27-0185	16"
7/8"	48-27-0190	16"
1"	48-27-0195	16"



FLAT BORING BIT SETS



6 Pc Stubby Flat Boring Bit Set (3-1/2")
49-22-0185

Includes:

- 3/4", 7/8", 15/16", 1", 1-1/8" and 6" QUIK-LOK™ extension



8 Pc Universal QUIK-LOK™ Flat Boring Set (6")
49-22-0175

Includes:

- 3/8", 1/2", 5/8", 3/4", 7/8", 1", 1-1/8", and 6" QUIK-LOK™ extension



6 Pc Flat Boring Bit Kit (6")
49-22-0071

Includes:

- 3/8", 1/2", 5/8", 3/4", 7/8", 1"

DRILLING ACCESSORIES



Nothing but **HEAVY DUTY**®

BELLHANGER BITS

VERSATILE

- Wire pulling hole for easy wire installation

FAST CHIP REMOVAL

- Coated flutes for fast chip removal

NO SPIN

- 3-Flat shank holds bit secure in drill chuck

Size	Part Number	Length
1/4"	48-13-7125	12"
5/16"	48-13-7131	12"
3/8"	48-13-7137	12"
3/16"	48-13-7218	18"
1/4"	48-13-7225	18"
5/16"	48-13-7231	18"
3/8"	48-13-7237	18"
7/16"	48-13-7243	18"
1/2"	48-13-7249	18"
1/4"	48-13-7325	24"
3/8"	48-13-7337	24"



CABLE BITS

FLEXIBLE

- Flexible steel shaft allows user to reach areas between or behind walls

VERSATILE

- Wire pulling holes at both ends for easy wire installation



Size	Part Number	Length
3/8"	48-13-8237	54"
1/2"	48-13-8250	54"
9/16"	48-13-8256	54"
3/4"	48-13-8275	54"
3/8"	48-13-8337	72"
1/2"	48-13-8350	72"
9/16"	48-13-8356	72"
3/4"	48-13-8375	72"

Placement Guide 48-08-0275



BRAD POINT BITS

EASY VISUAL REFERENCE

- 1/4" depth marks for easy identification

ACCURATE, CLEAN HOLES

- Brad point style tip for accurate hole placement

LONG LASTING

- Precision ground tip maintains a sharp cutting edge

Size	Part Number
1/8"	48-15-0125
3/16"	48-15-0185
1/4"	48-15-0250
5/16"	48-15-0312
3/8"	48-15-0375
7/16"	48-15-0437
1/2"	48-15-0500



FORSTNER BITS

ACCURATE HOLES

- Precision ground kerf cutters create accurate holes

CLEAN HOLE FINISH

- Polished surface finish makes very clean, flat holes

PRECISION CONTROL

- Round shank style reduces runout for more precise holes

Size	Part Number
3/8"	48-14-0376
1/2"	48-14-0501
5/8"	48-14-0626
3/4"	48-14-0751
1"	48-14-1001
1-3/8"	48-14-1374
35 mm	48-14-1376



FORSTNER BIT SET



4 Pc Forstner Bit Set
48-14-0004

Includes:

- 1/4", 1/2", 5/8", 3/4"



Nothing but **HEAVY DUTY.**

BUY NOW

MASONRY DRILLING

HAMMER DRILL BITS

FASTER DRILLING


- Unique flute geometry provides efficient dust and debris removal

STARTS ON CONTACT

- Patented self-centering carbide tip maintains hole placement

NO SPIN **SECURE-GRIP™**

- 3-Flat shank holds bit secure in drill chuck



Size	Part Number	Useable Length	Overall Length	Pack Qty
1/8"	48-20-8800	1-1/2"	3"	2
5/32"	48-20-8801	4"	6"	2
3/16"	48-20-8805	2"	4"	2
3/16"	48-20-8806	4"	6"	2
1/4"	48-20-8810	2"	4"	1
1/4"	48-20-8811	4"	6"	1
1/4"	48-20-8812	10"	12"	1
5/16"	48-20-8816	4"	6"	1
5/16"	48-20-8817	10"	12"	1
3/8"	48-20-8821	4"	6"	1
3/8"	48-20-8822	10"	12"	1
3/8"	48-20-8823	16"	18"	1
7/16"	48-20-8825	4"	6"	1
1/2"	48-20-8830	4"	6"	1
1/2"	48-20-8831	10"	12"	1
1/2"	48-20-8832	16"	18"	1
9/16"	48-20-8835	4"	6"	1
5/8"	48-20-8840	4"	6"	1
5/8"	48-20-8841	10"	12"	1
5/8"	48-20-8842	16"	18"	1

Size	Part Number	Useable Length	Overall Length	Pack Qty
3/4"	48-20-8845	4"	6"	1
3/4"	48-20-8846	10"	12"	1
7/8"	48-20-8847	4"	6"	1
7/8"	48-20-8848	10"	12"	1
1"	48-20-8849	4"	6"	1
1"	48-20-8854	10"	12"	1
3/16"	48-20-8957	4"	6"	5
1/4"	48-20-8961	2"	4"	5
1/4"	48-20-8962	4"	6"	5
1/8"	48-20-8900	1-1/2"	3"	25
5/32"	48-20-8901	4"	6"	25
3/16"	48-20-8905	2"	4"	25
3/16"	48-20-8906	4"	6"	25
1/4"	48-20-8910	2"	4"	25
1/4"	48-20-8911	4"	6"	25
5/16"	48-20-8916	4"	6"	25
3/8"	48-20-8921	4"	6"	20
7/16"	48-20-8925	4"	6"	20
1/2"	48-20-8930	4"	6"	15
5/8"	48-20-8940	4"	6"	10

HAMMER DRILL BIT SETS

3 Pc 3-Flat SECURE-GRIP™ Hammer Drill Bit Set 48-20-8850	5 Pc 3-Flat SECURE-GRIP™ Hammer Drill Bit Set 48-20-8851
Includes: <ul style="list-style-type: none"> ▪ 5/32" x 6" ▪ 3/16" x 6" ▪ 1/4" x 6" 	Includes: <ul style="list-style-type: none"> ▪ 5/32" x 6" ▪ 3/16" x 6" ▪ 1/4" x 6" ▪ 5/16" x 6" ▪ 3/8" x 6"
6 Pc 3-Flat SECURE-GRIP™ Hammer Drill Bit Set 48-20-8856	7 Pc 3-Flat SECURE-GRIP™ Hammer Drill Bit Set 48-20-8852
Includes: <ul style="list-style-type: none"> ▪ (2) 1/4" x 6" ▪ 5/32" x 6" ▪ 3/16" x 6" ▪ 5/16" x 6" ▪ 3/8" x 6" 	Includes: <ul style="list-style-type: none"> ▪ (2) 3/16" x 6" ▪ (2) 1/4" x 6" ▪ 5/32" x 6" ▪ 5/16" x 6" ▪ 3/8" x 6"

SDS+ ROTARY HAMMER BITS

4-CUTTER PREMIUM MX4 SDS+ CARBIDE BITS

LONG LIFE

- 4-Cutter solid carbide tip for up to 3X life in rebar



ACCURATE HOLES

- Centering tip and 4-Cutter design drills more accurate holes for anchoring applications

Size	Useable Length	Overall Length	Individual Part Number	Bulk Part Number	Bulk Qty
3/16"	2"	4"	48-20-7310	-	-
3/16"	4"	6"	48-20-7311	48-20-7911	15
3/16"	6"	8"	48-20-7312	-	-
3/16"	8"	10"	48-20-7313	-	-
3/16"	10"	12"	48-20-7314	-	-
1/4"	2"	4"	48-20-7330	-	-
1/4"	4"	6"	48-20-7331	48-20-7931	15
1/4"	6"	8"	48-20-7332	-	-
1/4"	8"	10"	48-20-7334	-	-
1/4"	10"	12"	48-20-7335	-	-
5/16"	4"	6"	48-20-7341	-	-
3/8"	4"	6"	48-20-7351	48-20-7951	10
3/8"	10"	12"	48-20-7354	-	-
3/8"	16"	18"	48-20-7357	-	-
1/2"	4"	6"	48-20-7371	48-20-7971	10
1/2"	10"	12"	48-20-7374	-	-
1/2"	16"	18"	48-20-7377	-	-

4-CUTTER SDS+ BITS

DURABLE

- 4-Cutter design lasts longer when encountering small diameter rebar and mesh

ACCURATE STARTS

- Centering point ensures correct hole placement

FASTER DRILLING

- Unique face design directs dust through the 4 fluted spiral for faster drilling

Size	Part Number	Useable Length	Overall Length
5/8"	48-20-7200	6"	8"
5/8"	48-20-7203	10"	12"
5/8"	48-20-7206	16"	18"
3/4"	48-20-7210	6"	8"
3/4"	48-20-7215	10"	12"
3/4"	48-20-7220	16"	18"
7/8"	48-20-7225	6"	8"
7/8"	48-20-7230	10"	12"
7/8"	48-20-7236	16"	18"
1"	48-20-7240	8"	10"
1"	48-20-7246	16"	18"
1-1/8"	48-20-7250	8"	10"
1-1/8"	48-20-7256	16"	18"

DRILLING ACCESSORIES



Nothing but **HEAVY DUTY**®

SDS+ ROTARY HAMMER BITS

2-CUTTER SDS+ CARBIDE BITS

ACCURATE STARTS

- Centering point ensures correct hole placement

FAST DRILLING

- Chisel shaped head for fast drilling in hard materials
- High volume flute entrance quickly channels debris to the flute

4 FLUTED SPIRAL IN SMALL DIAMETERS

- Fast debris removal
- Minimizes bending and breaking
- Minimizes vibrations



Size	Useable Length	Overall Length	Individual Part Number	Bulk Part Number	Bulk Qty	Monster Pack Part Number	Qty
5/32"	2"	4-1/2"	48-20-7400	48-20-7500	25	-	-
5/32"	4"	6"	48-20-7401	48-20-7501	25	-	-
3/16"	2"	4-1/2"	48-20-7410	48-20-7510	25	48-20-7810	200
3/16"	4"	6"	48-20-7411	48-20-7511	25	48-20-7811	200
3/16"	6"	8"	48-20-7412	48-20-7512	25	-	-
3/16"	8"	10"	48-20-7413	48-20-7513	25	-	-
3/16"	10"	12"	48-20-7414	48-20-7514	25	-	-
3/16"	12"	14"	48-20-7415	48-20-7515	25	-	-
3/16"	14"	16"	48-20-7416	48-20-7516	25	-	-
7/32"	4"	6"	48-20-7421	48-20-7521	25	-	-
7/32"	6"	8"	48-20-7422	48-20-7522	25	-	-
7/32"	9"	11"	48-20-7424	48-20-7524	25	-	-
7/32"	12"	14"	48-20-7425	48-20-7525	25	-	-
7/32"	14"	16"	48-20-7426	48-20-7526	25	-	-
1/4"	2"	4-1/2"	48-20-7430	48-20-7530	25	48-20-7830	200
1/4"	4"	6"	48-20-7431	48-20-7531	25	48-20-7831	200
1/4"	6"	8"	48-20-7432	48-20-7532	25	-	-
1/4"	9"	11"	48-20-7434	48-20-7534	25	-	-
1/4"	12"	14"	48-20-7435	48-20-7535	25	-	-
1/4"	14"	16"	48-20-7436	48-20-7536	25	-	-
1/4"	18"	20"	48-20-7438	-	-	-	-
5/16"	4"	6"	48-20-7441	48-20-7541	25	48-20-7841	150
5/16"	10"	12"	48-20-7444	-	-	-	-
3/8"	4"	6"	48-20-7451	48-20-7551	20	48-20-7851	125
3/8"	6"	8"	48-20-7452	-	-	-	-
3/8"	8"	10"	48-20-7453	-	-	-	-
3/8"	10"	12"	48-20-7454	48-20-7554	20	-	-
3/8"	16"	18"	48-20-7457	-	-	-	-
3/8"	22"	24"	48-20-7459	-	-	-	-

Size	Useable Length	Overall Length	Individual Part Number	Bulk Part Number	Bulk Qty	Monster Pack Part Number	Qty
7/16"	4"	6"	48-20-7461	-	-	-	-
7/16"	10"	12-1/2"	48-20-7464	-	-	-	-
7/16"	16"	18"	48-20-7467	-	-	-	-
1/2"	4"	6"	48-20-7471	48-20-7571	15	48-20-7871	100
1/2"	8"	10"	48-20-7473	-	-	-	-
1/2"	10"	12"	48-20-7474	48-20-7574	15	-	-
1/2"	16"	18"	48-20-7477	-	-	-	-
1/2"	22"	24"	48-20-7479	-	-	-	-
9/16"	4"	6-1/2"	48-20-7481	-	-	-	-
9/16"	10"	12-1/2"	48-20-7484	-	-	-	-
9/16"	16"	18"	48-20-7487	-	-	-	-
5/8"	4"	6"	48-20-7601	-	-	-	-
5/8"	6"	8"	48-20-7602	48-20-7702	10	-	-
5/8"	10"	12"	48-20-7604	-	-	-	-
5/8"	16"	18"	48-20-7607	-	-	-	-
5/8"	22"	24"	48-20-7609	-	-	-	-
11/16"	6"	8"	48-20-7058	-	-	-	-
3/4"	6"	8"	48-20-7061	-	-	-	-
3/4"	8"	10"	48-20-7063	-	-	-	-
3/4"	10"	12"	48-20-7065	-	-	-	-
3/4"	16"	18"	48-20-7066	-	-	-	-
3/4"	22"	24"	48-20-7067	-	-	-	-
27/32"	6"	8"	48-20-7069	-	-	-	-
7/8"	6"	8"	48-20-7071	-	-	-	-
7/8"	10"	12"	48-20-7072	-	-	-	-
7/8"	16"	18"	48-20-7075	-	-	-	-
1"	8"	10"	48-20-7080	-	-	-	-
1"	16"	18"	48-20-7085	-	-	-	-

2-CUTTER SDS+ CARBIDE BIT SETS

5 Pc SDS+ Kit 48-20-7490	6 Pc SDS+ Kit 48-20-7495
Includes: <ul style="list-style-type: none"> 3/16" x 4-1/2" 1/4" x 6" 5/16" x 6" 3/8" x 6" 1/2" x 6" 	Includes: <ul style="list-style-type: none"> (2) 3/16" x 6" (2) 1/4" x 6" (1) 3/8" x 6" (1) 1/2" x 6"

2-CUTTER SDS+ BITS WITH HEX SHOULDER

- Fits hex 5/16" CONDRIVE™ sleeve for Tap-Con® screw system

Size	Useable Length	Overall Length	Individual Part Number	Bulk Part Number	Bulk Qty
5/32"	2"	5"	48-20-7090	-	-
5/32"	3"	6"	48-20-7096	48-20-7196	25
5/32"	4"	7"	48-20-7091	48-20-7191	25
3/16"	2"	5"	48-20-7097	-	-
3/16"	3"	6"	48-20-7098	48-20-7198	25
3/16"	4"	7"	48-20-7092	48-20-7192	25

DRILLING ACCESSORIES



Nothing but **HEAVY DUTY.**

BUY NOW

SDS-MAX ROTARY HAMMER BITS

LONG LIFE

- Brazing formula optimizes drilling for up to 20% longer life

FAST DUST REMOVAL

- Unique flute geometry provides efficient dust removal

PRECISE ROUND HOLES

- Centering point and 4-Cutter design provide accurate and precise round holes



Size	Useable Length	Overall Length	2-Cutter Part Number	4-Cutter Part Number
1/2"	7-1/2"	13"	48-20-3902	-
1/2"	15-1/2"	21"	48-20-3904	-
9/16"	7-1/2"	13"	48-20-3910	-
9/16"	15-1/2"	21"	48-20-3912	-
5/8"	7-1/2"	13"	-	48-20-3916
5/8"	15-1/2"	21"	-	48-20-3918
5/8"	30-1/2"	36"	-	48-20-3922
11/16"	15-1/2"	21"	-	48-20-3926
3/4"	8"	13"	-	48-20-3930
3/4"	17"	21"	-	48-20-3932
3/4"	31"	36"	-	48-20-3936
13/16"	17"	21"	-	48-20-3938
7/8"	8"	13"	-	48-20-3944
7/8"	17"	21"	-	48-20-3946
1"	8"	13"	-	48-20-3952
1"	17"	21"	-	48-20-3954

Size	Useable Length	Overall Length	2-Cutter Part Number	4-Cutter Part Number
1"	31"	36"	-	48-20-3956
1-1/16"	18"	23"	-	48-20-3958
1-1/8"	12"	17"	-	48-20-3964
1-1/8"	17"	21"	-	48-20-3966
1-3/16"	18"	23"	-	48-20-3968
1-1/4"	10"	15"	-	48-20-3970
1-1/4"	18"	23"	-	48-20-3972
1-1/4"	31"	36"	-	48-20-3974
1-3/8"	18"	23"	-	48-20-3980
1-7/16"	18"	23"	-	48-20-3984
1-1/2"	18"	23"	-	48-20-3988
1-9/16"	18"	23"	-	48-20-3990
1-5/8"	18"	23"	-	48-20-3991
1-3/4"	18"	23"	-	48-20-3992
2"	18"	23"	-	48-20-3993

SPLINE ROTARY HAMMER BITS

LONG LIFE

- Brazing formula optimizes drilling for up to 20% longer life

FAST DUST REMOVAL

- Unique flute geometry provides efficient dust removal

ACCURATE PRECISE ROUND HOLES

- Centering point and 4-Cutter design provides accurate and precise round holes



Size	Useable Length	Overall Length	2-Cutter	4-Cutter
3/8"	5"	10"	48-20-4037	-
1/2"	5"	10"	48-20-4050	-
1/2"	11"	16"	48-20-4051	-
1/2"	17"	22"	48-20-4052	-
1/2"	22"	27"	48-20-4053	-
1/2"	31"	36"	48-20-4054	-
9/16"	5"	10"	48-20-4056	-
9/16"	18"	23"	48-20-4057	-
5/8"	5"	10"	48-20-4062	48-20-4300
5/8"	11"	16"	48-20-4063	48-20-4305
5/8"	17"	22"	48-20-4064	48-20-4310
5/8"	24"	29"	-	48-20-4315
5/8"	31"	36"	-	48-20-4320
11/16"	11"	16"	48-20-4068	48-20-4325
3/4"	5"	10"	48-20-4075	48-20-4330
3/4"	11"	16"	48-20-4076	48-20-4335
3/4"	17"	22"	48-20-4078	48-20-4340
3/4"	24"	29"	-	48-20-4345

Size	Useable Length	Overall Length	2-Cutter	4-Cutter
3/4"	31"	36"	-	48-20-4350
13/16"	11"	16"	48-20-4081	-
7/8"	11"	16"	48-20-4087	48-20-4360
7/8"	17"	22"	48-20-4088	48-20-4365
1"	11"	16"	48-20-4100	48-20-4370
1"	17"	22"	48-20-4101	48-20-4375
1"	31"	36"	-	48-20-4380
1-1/8"	11"	16"	48-20-4112	48-20-4385
1-1/8"	17"	22"	48-20-4113	48-20-4390
1-1/4"	11"	16"	48-20-4125	48-20-4395
1-1/4"	17"	22"	48-20-4126	48-20-4400
1-1/4"	31"	36"	-	48-20-4405
1-3/8"	11"	16"	48-20-4137	-
1-3/8"	17"	22"	48-20-4138	48-20-4410
1-1/2"	11"	16"	48-20-4150	-
1-1/2"	17"	22"	48-20-4151	48-20-4415
1-3/4"	18"	23"	-	48-20-4418
2"	18"	23"	-	48-20-4419

DRILLING ACCESSORIES



Nothing but **HEAVY DUTY**®

SDS+ THIN WALL CARBIDE TIPPED CORE BITS



Size	Depth	Core Body w/ Guide Plate & Centering Pin*	8" SDS+ Adapter Shank	12" SDS+ Adapter Shank	7-1/2" Extension	Replacement Guide Plate	Replacing Centering Pin
1"	3-3/16"	48-20-5005*	48-03-3545	48-03-3551	48-95-6070	-	-
1-1/8"	3-3/16"	48-20-5010*	48-03-3545	48-03-3551	48-95-6070	-	-
1-1/4"	3-3/16"	48-20-5015	48-03-3545	48-03-3551	48-95-6070	48-20-6151	48-20-6150
1-3/8"	3-3/16"	48-20-5020	48-03-3545	48-03-3551	48-95-6070	48-20-6152	48-20-6150
1-1/2"	3-3/16"	48-20-5025	48-03-3545	48-03-3551	48-95-6070	48-20-6153	48-20-6150
1-3/4"	2-13/16"	48-20-5030	48-03-3555	48-03-3561	48-95-6075	48-20-6156	48-20-6155
2"	2-13/16"	48-20-5035	48-03-3555	48-03-3561	48-95-6075	48-20-6157	48-20-6155
2-1/2"	2-13/16"	48-20-5040	48-03-3555	48-03-3561	48-95-6075	48-20-6158	48-20-6155
3"	2-13/16"	48-20-5045	48-03-3555	48-03-3561	48-95-6075	48-20-6159	48-20-6155
3-1/2"	2-13/16"	48-20-5050	48-03-3555	48-03-3561	48-95-6075	48-20-6160	48-20-6155
4"	2-13/16"	48-20-5055	48-03-3555	48-03-3561	48-95-6075	48-20-6161	48-20-6155

*Guide plate and centering pin not included with 1" & 1-1/8" diameter core bits

SDS-MAX AND SPLINE THICK WALL CARBIDE TIPPED CORE BITS



	Size	Depth	Core Body w/ Guide Plate & Centering Pin	12" SPLINE Adapter Shank	18" SPLINE Adapter Shank	12" SDS-MAX Adapter Shank	18" SDS-MAX Adapter Shank	7-1/2" Extension	Replacement Guide Plate	Replacement Centering Pin
THICK WALL	1-1/2"	4-1/16"	48-20-5125	48-03-3564	48-03-3565	48-03-3572	48-03-3573	48-95-6085	48-20-5168	48-20-5199
	1-3/4"	4-1/16"	48-20-5130	48-03-3564	48-03-3565	48-03-3572	48-03-3573	48-95-6085	48-20-5169	48-20-5199
	2"	4-1/16"	48-20-5135	48-03-3564	48-03-3565	48-03-3572	48-03-3573	48-95-6085	48-20-5170	48-20-5199
	2-1/2"	4-1/16"	48-20-5140	48-03-3564	48-03-3565	48-03-3572	48-03-3573	48-95-6085	48-20-5171	48-20-5199
	3"	4-1/16"	48-20-5145	48-03-3564	48-03-3565	48-03-3572	48-03-3573	48-95-6085	48-20-5172	48-20-5199
	3-1/2"	4-1/16"	48-20-5150	48-03-3564	48-03-3565	48-03-3572	48-03-3573	48-95-6085	48-20-5173	48-20-5199
	4"	4-1/16"	48-20-5155	48-03-3564	48-03-3565	48-03-3572	48-03-3573	48-95-6085	48-20-5174	48-20-5199
	5"	4-1/16"	48-20-5160	48-03-3564	48-03-3565	48-03-3572	48-03-3573	48-95-6085	48-20-5175	48-20-5199
THIN WALL	5"	2-13/16"	48-20-5060	48-03-3540	-	48-03-3574	-	48-95-6075	48-20-6162	48-20-6155
	6"	2-13/16"	48-20-5065	48-03-3540	-	48-03-3574	-	48-95-6075	48-20-6163	48-20-6155

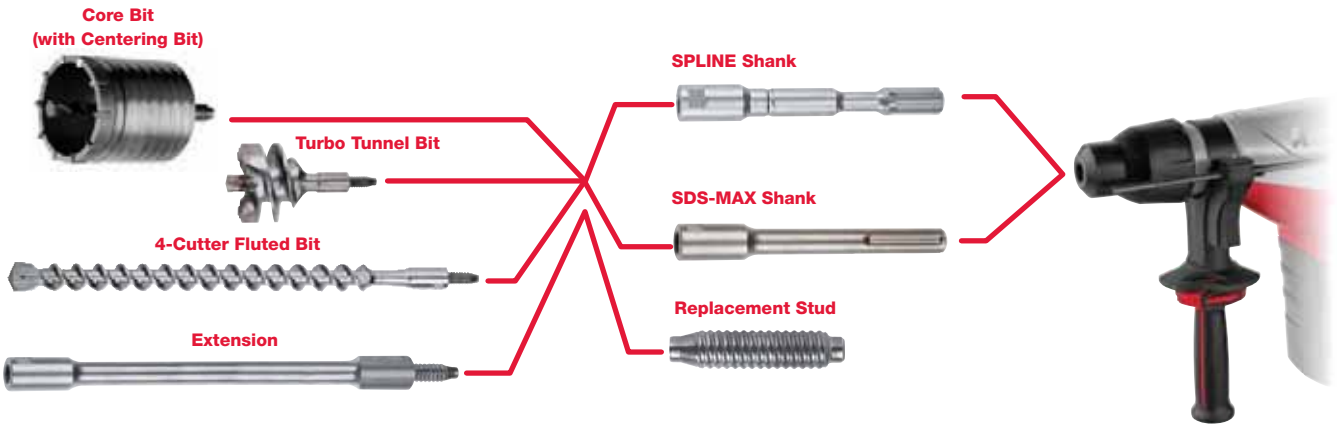
DRILLING ACCESSORIES



Nothing but **HEAVY DUTY.**

BUY NOW

LHS SYSTEM



LHS 4-CUTTER FLUTED BITS



Size	Part Number	Depth
1-1/8"	48-20-5070	18"
1-1/4"	48-20-5071	18"

TURBO TUNNEL BITS

Size	Part Number	Depth
1-3/8"	48-20-5082	35 mm
1-1/2"	48-20-5083	40 mm
1-3/4"	48-20-5084	45 mm
2-1/8"	48-20-5085	55 mm
2-5/8"	48-20-5087	68 mm
3-1/8"	48-20-5089	80 mm



LHS REPLACEMENT PARTS

Description	Part Number
7" SPLINE Shank	48-20-5075
7-1/2" SDS-MAX Shank	48-20-5077
11" Extension	48-20-5079
2-1/2" Replacement Threaded Stud	48-20-5081

LHS THICK WALL CARBIDE-TIPPED CORE BITS

Size	Part Number	Depth	Metric
1-1/2"	48-20-5090	3"	40 mm
1-3/4"	48-20-5091	3"	45 mm
2-1/8"	48-20-5092	3"	55 mm
2-5/8"	48-20-5093	3"	68 mm
3-1/8"	48-20-5094	3"	80 mm
3-1/2"	48-20-5095	3"	90 mm
4"	48-20-5096	3"	100 mm
5"	48-20-5097	3"	120 mm
	48-20-5099	Replacement Centering Bit	



CARBIDE BIT ADAPTERS

Description	Part Number
SPLINE to "B" Taper Adapter	48-66-6503
SPLINE to "A" Taper Adapter	48-66-6502
SPLINE To SDS+ Bit Adapter	48-03-3015
SDS-MAX To SDS+ Bit Adapter	48-03-3025
SDS+ to 3-Jaw Chuck Adapter Kit	48-66-1370
SDS+ Dust Shield	48-03-3030

DRILLING ACCESSORIES



Nothing but **HEAVY DUTY**®

DEMOLITION HAMMER ACCESSORIES (SDS+, SDS-MAX, SPLINE, 3/4" HEX)

Type	Description	Size	SDS+			SDS-MAX (Slotted 18 mm Round)			SPLINE or Round Hex (3/4" Hex with 21/32" Round)			3/4" Hex		
			Individual Part Number	Bulk Part Number	Qty	Individual Part Number	Bulk Part Number	Qty	Individual Part Number	Bulk Part Number	Qty	Individual Part Number	Bulk Part Number	Qty
BULL POINT	Starts holes in concrete slabs, general chipping and breaking	10"	48-62-6010	48-62-6110	25	-	-	-	-	-	-	-	-	
		12"	-	-	-	48-62-4075	48-62-4175	25	48-62-2000	48-62-2100	25	48-62-3000	-	-
		18"	-	-	-	48-62-4077	48-62-4177	25	48-62-2010	48-62-2110	25	48-62-3005	-	-
FLAT CHISEL	General chipping and breaking	3/4" x 10"	48-62-6015	48-62-6115	25	-	-	-	-	-	-	-	-	
		1" x 12"	-	-	-	48-62-4079	48-62-4179	25	48-62-2020	48-62-2120	25	48-62-3010	48-62-3110	25
		1" x 18"	-	-	-	48-62-4081	48-62-4181	25	48-62-2030	48-62-2130	25	48-62-3015	-	-
SCALING CHISEL	Cleans concrete, scale, rust, cuts troughs and some asphalt	1-1/2" x 10"	48-62-6020	48-62-6120	25	-	-	-	-	-	-	-	-	
		1-1/2" x 12"	-	-	-	48-62-4082	-	-	48-62-2040	-	-	48-62-3020	-	-
		2" x 12"	-	-	-	48-62-4085	48-62-4185	25	48-62-2050	48-62-2150	25	48-62-3035	-	-
		3" x 12"	-	-	-	48-62-4087	48-62-4187	25	48-62-2055	48-62-2155	25	48-62-3030	48-62-3130	25
SCRAPING CHISEL	Scrapes surface rather than breaking material on top	2" x 12"	-	-	-	48-62-4089	-	-	48-62-2065	-	-	48-62-3025	-	-
SLOTTING TOOL	Breaks out the "web" between closely spaced drilled holes to make a large opening	1-1/4" x 15"	-	-	-	48-62-4073	-	-	-	-	-	-	-	
		1-1/2" x 12"	-	-	-	-	-	-	48-62-2060	-	-	-	-	-
SEAM TOOL	Removes mortar between brick or block, cuts narrow channels	1" x 15"	-	-	-	48-62-4080	-	-	48-62-2080	-	-	-	-	
BUSHING TOOL - ONE PIECE	Removes excess concrete, produces exterior finish, roughens surface before surface coating	1-3/4" Sq. x 10-1/2"	-	-	-	48-62-4065	-	-	-	-	-	-	-	
		1-3/4" Sq. x 9-3/4"	-	-	-	-	-	-	48-62-2070	48-62-2170	15	48-62-3085	48-62-3185	15
ASPHALT CUTTER	Cuts asphalt or hard packed gravel (Do NOT use for concrete)	5" x 16-1/2"	-	-	-	48-62-4066	-	-	-	-	-	48-62-3090	-	-
CLAY SPADE	Digging clay, hard packed gravel (Do NOT use for concrete)	4-1/2" x 16-5/8"	-	-	-	48-62-4068	48-62-4168	12	-	-	-	-	-	
		4-1/2" x 16-3/4"	-	-	-	-	-	-	48-62-2095	-	-	48-62-3040	48-62-3140	12
GROUND ROD DRIVER	Drives soft ground rods. Socket depth - 2-3/4", inner dia. - .906"	9-3/4"L - 5/8" & 3/4" Rod Dia.	-	-	-	48-62-4091	-	-	-	-	-	48-62-3070	-	-
		10"L - 5/8" & 3/4" Rod Dia.	-	-	-	-	-	-	48-62-2046	-	-	-	-	-
TAMPER PLATE SHANK	Used to mount tamper plate	12"	-	-	-	48-62-4092	-	-	48-62-2097	-	-	48-62-3065	-	-
TAMPER PLATE	Compacts dirt, tamps asphalt	5" x 5"	-	-	-	48-62-3060	-	-	48-62-3060	-	-	48-62-3060	-	-

DEMOLITION HAMMER ACCESSORIES (1-1/8" COLLARED HEX WITH NOTCH)

Type	Description	Size	Individual Part Number	Bulk Part Number	Qty
MOIL POINT	Starts holes in concrete slabs, general chipping and breaking	20"	48-62-4000	48-62-4100	8
NARROW CHISEL	General chipping and breaking	20-1/2"	48-62-4005	48-62-4105	8
CHISEL	Wide chisel with two 60° cutting angles cleans concrete, scale, rust, cuts troughs and some asphalt	3" x 20-1/2"	48-62-4010	48-62-4110	8
ASPHALT CUTTER	Cuts asphalt or hard ground (DO NOT use for concrete)	5" x 17-1/2"	48-62-4020	48-62-4120	6
CLAY SPADE	Digs clay, hard packed gravel, dirt (DO NOT use for concrete)	5-1/2" x 20"	48-62-4030	48-62-4130	5
SPIKE PIN DRIVER	Drives anchoring pins for concrete forms	14-1/2"	48-62-4040	-	-
GROUND ROD DRIVER	Drives ground rods	15-1/2" long / 3" Depth	48-62-4045	-	-
TAMPER PLATE	Compacts dirt, tamps asphalt. Use with 48-62-4060	6" x 6"	48-62-4050	-	-
		8" x 8"	48-62-4055	-	-
TAMPER SHANK	For use with 48-62-4050, 48-62-4055 and 48-62-4061	15-1/2"	48-62-4060	-	-
TENT STAKE DRIVER	Used to drive in large tent stakes. Use with 48-62-4060	5-1/2" L / 3-1/2" OD / 2-3/4" ID	48-62-4061	-	-

Demolition Accessory Set
48-20-4200

Includes: 48-20-4051, 48-20-4063, 48-20-4076, 48-62-2000, 48-62-2020

MATERIAL REMOVAL ACCESSORIES



Nothing but **HEAVY DUTY.**

BUY NOW

DIAMOND CORE BITS

Premium Series

- Designed to offer exceptional drilling life and speed in cured concrete with hard aggregate and medium steel reinforcement



Contractor Series

- Optimized to provide value for coring fewer holes in cured concrete with no reinforcement or with small diameter steel mesh and rebar



Pre-Stressed Series

- Designed specifically for the extra demands of drilling pre-stressed concrete



Size	Thread	Premium	Contractor	Pre-Stressed
3/4"	5/8" - 11	48-16-0756	-	-
7/8"	5/8" - 11	48-16-0876	-	-
1"	5/8" - 11	48-16-1006	-	48-16-1007
1-1/4"	5/8" - 11	48-16-1260	-	-
1-1/2"	5/8" - 11	48-16-1506	-	48-16-1507
2"	1-1/4" - 7	48-16-2013	48-16-2007	48-16-2014
2-1/2"	1-1/4" - 7	48-16-2513	48-16-2507	48-16-2514
2-3/4"	1-1/4" - 7	48-16-2756	-	-
3"	1-1/4" - 7	48-16-3013	48-16-3007	48-16-3014
3-1/2"	1-1/4" - 7	48-16-3511	48-16-3507	48-16-3512
4"	1-1/4" - 7	48-16-4013	48-16-4007	48-16-4014
4-1/4"	1-1/4" - 7	-	48-16-4257	-
4-1/2"	1-1/4" - 7	48-16-4506	-	48-16-4507
5"	1-1/4" - 7	48-16-5013	48-16-5007	48-16-5014
6"	1-1/4" - 7	48-16-6013	48-16-6007	48-16-6014
7"	1-1/4" - 7	48-16-7006	-	-
8"	1-1/4" - 7	48-16-8006	-	-
9"	1-1/4" - 7	48-16-9006	-	-
10"	1-1/4" - 7	48-16-9506	-	-
12"	1-1/4" - 7	48-16-9605	-	-
14"	1-1/4" - 7	48-16-9705	-	-

DIAMOND CORE BIT ACCESSORIES



Threaded Adaptor 48-04-0160	Copper Spindle Spacer 45-88-8565	3/16" Socket Wrench 49-96-0085	1-3/8" Open End Wrench 49-96-4700
<ul style="list-style-type: none"> Reduces 1-1/4"-7 threads to 5/8"-11 for diamond core bits and extensions 	<ul style="list-style-type: none"> Minimizes friction lock 	<ul style="list-style-type: none"> For mounting DYMODRILLS to cradle 	<ul style="list-style-type: none"> For use with DYMODRILLS. Also for threaded adaptors and bit extensions



Spacer Assembly 49-67-0110	Spacer Assembly 49-67-0050	Spacer Assembly 49-67-0115
<ul style="list-style-type: none"> For use with models: 4125, 4130, and 4136 Mounts between cradle and DYMODRILL motor to increase DYMO-RIG bit capacity from 10" to 14" Net weight 3 lbs. Shipping weight 5 lbs 	<ul style="list-style-type: none"> For use with previous DYMO-RIG models 4104, 4114 and 4119 Spacer 1" thick, mounts between cradle and DYMODRILL motor Allows use of bits thru 10" diameter 	<ul style="list-style-type: none"> For use with models 4115, 4120, 4115-21, 4115-22, 4120-21 and 4120-22 to increase bit capacity from 10" to 14" Net weight 3-1/2 lbs. Shipping weight 5-1/2 lbs



9" Bit Extension 48-95-1500
<ul style="list-style-type: none"> Extension threaded on both ends with 1-1/4"-7 thread, for use with Diamond Core Bits over 2" diameter with 1-1/4"-4 thread Extension mounts directly to DYMODRILL – up to two can be coupled together for extended coring



10-1/2" Bit Extension 48-95-2100
<ul style="list-style-type: none"> Extension threaded on both ends with 5/8"-11 thread, for use with 1-1/4" and 1-1/2" diameter Diamond Core bits with 5/8"-11 thread Extension requires 48-04-0160 threaded adaptor for mounting to DYMODRILLS – up to two can be coupled together for extended coring

DRILLING ACCESSORIES



Nothing but **HEAVY DUTY**®

MATERIAL REMOVAL



TYPE 1 CUT-OFF WHEELS

- Designed for fast cutting and long life
- Type 1 cut-off wheels are designed for cutting only



TYPE 27 DEPRESSED CENTER WHEELS

- Designed for fast cutting and long life

TYPE 27 GRINDING WHEELS

- Designed for grinding, blending and other general purpose applications



TYPE 27 DEPRESSED CENTER WHEELS WITH 5/8"-11 THREADED HUB

- Designed for grinding, blending and other general purpose applications

TYPE 1 PREMIUM ABRASIVE CUT-OFF WHEELS FOR CUT-OFF MACHINES

Size	Thickness	Arbor	Part Number	Abrasive Type	Abrasive Spec.	Application	Max RPM	Qty
FOR STATIONARY ABRASIVE CUT-OFF MACHINES (NOT INTENDED FOR USE ON HAND HELD CUT-OFF MACHINES)								
12"	3/32"	1"	49-94-1220	Aluminum Oxide	A36P	General Purpose - Metal	5,095	10
14"	3/32"	1"	49-94-1405	Aluminum Oxide	A36P	General Purpose - Metal (Double Reinforced)	4,365	5
14"	3/32"	1"	49-94-1410	Aluminum Oxide	A36P	Metal Stud	4,365	10
14"	3/32"	1"	49-94-1415	Aluminum Oxide	A36P	General Purpose - Metal (Center Reinforced)	4,365	5
FOR HAND HELD ABRASIVE CUT-OFF MACHINES (NOT INTENDED FOR USE ON STATIONARY CUT-OFF MACHINES)								
12"	1/8"	20mm	49-94-1270	Aluminum Oxide	A24R	General Purpose - Metal	6,360	10
12"	1/8"	1"	49-94-1275	Aluminum Oxide	A24R	General Purpose - Metal	6,360	10
12"	1/8"	20mm	49-94-1280	Silicon Carbide	C24T	Masonry	6,360	10
12"	1/8"	1"	49-94-1285	Silicon Carbide	C24T	Masonry	6,360	10
14"	1/8"	20mm	49-94-1470	Aluminum Oxide	A24R	General Purpose - Metal	5,400	10
14"	1/8"	1"	49-94-1475	Aluminum Oxide	A24R	General Purpose - Metal	5,400	10
14"	1/8"	20mm	49-94-1480	Silicon Carbide	C24T	Masonry	5,400	10
14"	1/8"	1"	49-94-1485	Silicon Carbide	C24T	Masonry	5,400	10

TYPE 1 AND TYPE 27 REINFORCED DEPRESSED CENTER WHEELS

Size	Thickness	Arbor	Part Number	Abrasive Spec.	Applications	Characteristics	Max RPM	Case Qty
TYPE 1 CUT-OFF WHEELS								
4-1/2"	0.045"	7/8"	49-94-4500	A60T	Metal/Stainless Cutting	Fast Cut/Long Life	13,580	25
5"	0.045"	7/8"	49-94-5000	A60T	Metal/Stainless Cutting	Fast Cut/Long Life	12,225	25
6"	0.045"	7/8"	49-94-6300	A60T	Metal/Stainless Cutting	Fast Cut/Long Life	10,185	25
7"	3/32"	5/8"	49-94-7050	A24R	General Purpose - Metal	Fast Cut/Long Life	8,730	25
7"	1/8"	5/8"	49-94-7055	C24T	Masonry Cutting	Fast Cut/Long Life	8,730	25
TYPE 27 CUT-OFF WHEELS								
4-1/2"	0.045"	7/8"	49-94-4505	A60T	Metal/Stainless Cutting	Fast Cut/Long Life	13,580	25
5"	0.045"	7/8"	49-94-5005	A60T	Metal/Stainless Cutting	Fast Cut/Long Life	12,225	25
6"	0.045"	7/8"	49-94-6305	A60T	Metal/Stainless Cutting	Fast Cut/Long Life	10,185	25
TYPE 27 GRINDING WHEELS								
4-1/2"	1/8"	7/8"	49-94-4510	A30S	Pipeline - Light Grinding/Cutting	Fast Cut	13,580	10
4-1/2"	1/4"	5/8"-11	49-94-4515	A24R	Metal/Stainless Grinding	Long Life	13,580	5
4-1/2"	1/4"	7/8"	49-94-4520	A24R	Metal/Stainless Grinding	Long Life	13,580	10
4-1/2"	1/8"	5/8"-11	49-94-4525	A30S	Pipeline - Light Grinding/Cutting	Fast Cut	13,580	5
4-1/2"	1/4"	7/8"	49-94-4570	C24T	Concrete Grinding	Aggressive Material Removal	13,580	10
4-1/2"	1/4"	7/8"	49-94-4580	ZA24R	Metal Grinding	Extra Long Life	13,580	10
4-1/2"	1/4"	5/8"-11	49-94-4585	ZA24R	Metal Grinding	Extra Long Life	13,580	5
5"	1/8"	7/8"	49-94-5010	A30S	Pipeline - Light Grinding/Cutting	Fast Cut	12,225	10
5"	1/4"	7/8"	49-94-5020	A24R	Metal/Stainless Grinding	Long Life	12,225	10
5"	1/4"	7/8"	49-94-5730	C24T	Concrete Grinding	Aggressive Material Removal	12,225	10
5"	1/8"	7/8"	49-94-5740	C24T	Concrete Grinding	Aggressive Material Removal	12,225	10
5"	1/4"	7/8"	49-94-5080	ZA24R	Metal/Stainless Cutting	Extra Long Life	12,225	10
6"	1/4"	5/8"-11	49-94-6330	A24R	Metal/Stainless Grinding	Long Life	10,185	5
6"	1/4"	7/8"	49-94-6340	A24R	Metal/Stainless Grinding	Long Life	10,185	10
6"	1/8"	5/8"-11	49-94-6360	A30S	Pipeline - Light Grinding/Cutting	Fast Cut	10,185	5
7"	1/8"	5/8"-11	49-94-7015	A30S	Pipeline - Light Grinding/Cutting	Fast Cut	8,600	5
7"	1/4"	7/8"	49-94-7020	A24R	Metal/Stainless Grinding	Long Life	8,600	10
7"	1/4"	5/8"-11	49-94-7025	A24R	Metal/Stainless Grinding	Long Life	8,600	5
7"	1/4"	5/8"-11	49-94-7735	C24T	Concrete Grinding	Aggressive Material Removal	8,600	5
7"	1/8"	5/8"-11	49-94-7075	ZA24R	Pipeline - Light Grinding/Cutting	Extra Long Life	8,600	5
7"	1/4"	5/8"-11	49-94-7085	ZA24R	Metal Grinding	Extra Long Life	8,600	5
9"	1/8"	5/8"-11	49-94-9015	A30S	Pipeline - Light Grinding/Cutting	Fast Cut	6,600	10
9"	1/4"	5/8"-11	49-94-9025	A24R	Metal/Stainless Grinding	Long Life	6,600	10
9"	1/4"	5/8"-11	49-94-9735	C24T	Concrete Grinding	Aggressive Material Removal	6,600	10
9"	1/4"	5/8"-11	49-94-9085	ZA24R	Metal Grinding	Extra Long Life	6,600	10
ALUMINUM OXIDE RESINOID BOND GRINDING WHEELS (FOR USE WITH STRAIGHT GRINDERS ONLY)								
2-1/2"	1/2"	3/8"	49-92-0200	60 Grit	For use with Straight Grinders	Long Life	21,000	1
2-1/2"	1/2"	3/8"	49-92-0250	36 Grit	For use with Straight Grinders	Long Life	21,000	1
3"	1/2"	3/8"	49-92-0500	36 Grit	For use with Straight Grinders	Long Life	18,000	1
3"	1/2"	3/8"	49-92-0510	60 Grit	For use with Straight Grinders	Long Life	18,000	1
5"	1"	5/8"	49-92-2240	24 Grit	For use with Straight Grinders	Long Life	7,260	1
6"	1"	5/8"	49-92-3260	24 Grit	For use with Straight Grinders	Long Life	6,000	1

*Includes diamond knockout


MATERIAL REMOVAL ACCESSORIES



Nothing but **HEAVY DUTY**.[®]

BUY NOW

BACKING PAD ASSEMBLIES



Part Number	Diameter	Thread	Max RPM
SPIRAL RUBBER PAD ASSEMBLIES (INCLUDES RUBBER PAD AND DISC NUT)			
49-36-3800	7"	5/8"-11	7,500
49-36-3850	9"	5/8"-11	6,000
49-40-0360	Disc Nut Only	5/8"-11	-
RUBBER PAD ASSEMBLIES (INCLUDES RUBBER PAD AND DISC NUT)			
49-36-3700	7"	5/8"-11	8,500
49-36-3750	9"	5/8"-11	7,500
49-40-0360	Disc Nut Only	5/8"-11	-
STANDARD PHENOLIC DISC ASSEMBLIES (INCLUDES RUBBER PAD AND DISC NUT)			
49-36-6000	7"	5/8"-11	7,000
49-36-6050	9"	5/8"-11	7,000
49-40-0350	Disc Nut Only	5/8"-11	-
PHENOLIC DISC ONLY (WHEN PURCHASED SEPARATELY)			
48-80-6000	7"	5/8"-11	7,000
48-80-6050	9"	5/8"-11	7,000
49-36-3500	Rubber Pad Only	-	7,000
49-40-0350	Disc Nut Only	5/8"-11	-


Part Number	Diameter	Thread	Max RPM
POLYPROPYLENE PAD KITS (INCLUDES BACKING PAD AND DISC NUT)			
49-36-3455	4-1/2"	5/8"-11	13,000
49-36-3450	4-1/2"	1/2"-13	13,000
49-36-3465	5"	5/8"-11	13,000
49-36-3460	5"	1/2"-13	13,000
POLYPROPYLENE PADS			
49-36-3452	4-1/2"	1/2"-13	13,000
49-36-3453	4-1/2"	5/8"-11	13,000
49-36-3462	5"	1/2"-13	13,000
49-36-3463	5"	5/8"-11	13,000
49-36-3900	7"	5/8"-11	10,000
49-36-3950	9"	5/8"-11	8,000
49-40-0350	Disc Nut	5/8"-11	-
49-40-0360	Disc Nut	5/8"-11	-
49-40-0370	Disc Nut	1/2"-13	-

RESIN BONDED ABRASIVE SANDING DISCS

Grit	4-1/2" 13,000 MAX RPM	5" 13,000 MAX RPM	7" 7,000 MAX RPM	9" 7,000 MAX RPM	Qty
ALUMINA ZIRCONIA RESIN FIBRE DISCS - FOR HEAVY WELD AND METAL GRINDING - IDEAL FOR ALL FERROUS METALS					
24	48-80-0681	48-80-0693	48-80-0705	48-80-0717	25
36	48-80-0683	48-80-0695	48-80-0707	48-80-0719	25
50	48-80-0685	48-80-0697	48-80-0709	48-80-0723	25
60	48-80-0687	48-80-0699	48-80-0713	48-80-0725	25
80	48-80-0689	48-80-0703	48-80-0715	48-80-0727	25
ALUMINUM OXIDE RESIN FIBRE DISCS - FOR ALUMINUM AND NON-FERROUS METALS, WOOD AND FIBERGLASS					
24	48-80-0622	48-80-0636	48-80-0652	-	5
24	48-80-0623	48-80-0637	48-80-0653	48-80-0667	25
36	48-80-0626	48-80-0642	48-80-0656	-	5
36	48-80-0627	48-80-0643	48-80-0657	48-80-0673	25
50	48-80-0632	48-80-0646	48-80-0662	-	5
50	48-80-0633	48-80-0647	48-80-0663	48-80-0677	25
CERAMIC RESIN FIBRE DISCS - FOR CARBON ALLOY APPLICATIONS ONLY - LONG LASTING AND SUPERIOR PERFORMANCE					
24	48-80-0770	48-80-0812	48-80-0820	48-80-0830	5
36	48-80-0780	48-80-0814	48-80-0822	48-80-0832	5
50	48-80-0790	48-80-0815	48-80-0824	48-80-0834	5
60	48-80-0800	48-80-0816	48-80-0826	48-80-0836	5
80	48-80-0810	48-80-0817	48-80-0828	48-80-0838	5
ALUMINUM OXIDE RESIN FIBRE DISCS - GENERAL PURPOSE - FOR RUST AND SCALE REMOVAL LIGHT GRINDING OF VARIOUS METALS					
ASSORT*	48-80-0501	48-80-0534	48-80-0572	-	5
16	-	-	48-80-0575	-	5
16	-	-	48-80-0576	48-80-0603	25
24	48-80-0504	48-80-0536	48-80-0579	-	5
24	48-80-0505	48-80-0537	48-80-0580	48-80-0605	25
36	48-80-0508	48-80-0542	48-80-0583	-	5
36	48-80-0509	48-80-0543	48-80-0584	48-80-0607	25
50	48-80-0514	48-80-0548	48-80-0587	-	5
50	48-80-0515	48-80-0549	48-80-0588	48-80-0609	25
60	48-80-0518	48-80-0554	48-80-0591	-	5
60	48-80-0519	48-80-0555	48-80-0592	48-80-0613	25
80	48-80-0524	48-80-0560	48-80-0595	-	5
80	48-80-0525	48-80-0561	48-80-0596	48-80-0615	25
120	48-80-0528	48-80-0566	48-80-0599	-	5
120	48-80-0529	48-80-0567	48-80-0601	48-80-0617	25

*Includes one each of: 36, 50, 60, 80 and 120 grit discs

DISC TRIMMER



Disc Trimmer
49-80-1000








Upper and Lower Blade Set
49-80-1155

MATERIAL REMOVAL
ACCESSORIES







Nothing but **HEAVY DUTY**®

WIRE BRUSHES

Description	Diameter	Thread	Wire Thickness	Max RPM	Carbon Steel	Stainless Steel
 KNOT WIRE CUP BRUSH	2-3/4"	5/8"-11	0.020"	12,000	48-52-5040	48-52-5050
	2-3/4"	1/2"-13	0.020"	12,000	48-52-1125	48-52-1130
	3-1/2"	5/8"-11	0.020"	13,000	48-52-5067	-
	4"	5/8"-11	0.020"	7,000	48-52-1350	-
	6"	5/8"-11	0.020"	6,000	48-52-1650	-
 CRIMPED WIRE CUP BRUSH	3"	5/8"-11	0.012"	12,000	48-52-5060	-
	3"	1/2"-13	0.012"	12,000	48-52-1135	-
	3-1/2"	5/8"-11	0.014"	12,000	48-52-5065	-
	4"	5/8"-11	0.014"	7,000	48-52-1300	-
	5"	5/8"-11	0.020"	8,000	48-52-1400	-
 BEVEL KNOT BRUSH	4"	5/8"-11	0.014"	12,000	48-52-1280	48-52-1290
	4"	1/2"-13	0.014"	12,000	48-52-1285	48-52-1295
	4"	5/8"-11	0.020"	12,000	48-52-1305	48-52-1315
	4"	1/2"-13	0.020"	12,000	48-52-1310	48-52-1320
 BEVEL CRIMPED BRUSH	4"	5/8"-11	0.014"	12,000	48-52-1325	48-52-1335
	4"	1/2"-13	0.014"	12,000	48-52-1330	48-52-1340
 CRIMPED END WIRE BRUSHES	1/2"	-	0.014"	25,000	48-52-1000	-
	3/4"	-	0.014"	22,000	48-52-1010	-
	1"	-	0.014"	22,000	48-52-1015	-
	1"	-	0.020"	22,000	48-52-1020	-
	3/4"	-	0.006"	22,000	-	48-52-1022
	1"	-	0.006"	22,000	-	48-52-1025
	1"	-	0.010"	22,000	-	48-52-1027
 KNOT END WIRE BRUSHES	3/4"	-	0.014"	22,000	48-52-1030	-
	3/4"	-	0.020"	22,000	48-52-1035	-
	1-1/8"	-	0.014"	22,000	48-52-1040	-
	1-1/8"	-	0.020"	22,000	48-52-1045	48-52-1055
 CUP FLARED, END BRUSH	2-1/2"	-	0.014"	22,000	48-52-1050	-

WIRE WHEELS

Description	Diameter	Thread	Wire Thickness	Max RPM	Carbon Steel	Stainless Steel
 STRINGER BEAD WIRE WHEEL	4"	5/8"-11	0.020"	12,000	48-52-5010	48-52-5000
	4"	1/2"-13	0.020"	12,000	48-52-2220	48-52-1225
	5"	5/8"-11	0.020"	12,500	48-52-1700	48-52-1705
	6"	5/8"-11	0.020"	9,500	48-52-1715	48-52-1720
 FULL CABLE TWIST KNOT WIRE WHEEL	4"	5/8"-11	0.020"	12,000	48-52-5030	48-52-5020
	4"	1/2"-13	0.020"	12,000	48-52-1250	48-52-2225
	5"	5/8"-11	0.020"	12,500	48-52-1710	-
 RADIAL CRIMPED WIRE WHEEL	4"	5/8"-11	0.014"	12,000	48-52-5070	-
	4"	1/2"-13	0.014"	12,000	48-52-1275	-
 KNOT WIRE WHEEL - FOR USE WITH STRAIGHT GRINDERS ONLY	3"	3/8"-1/2"	0.014"	25,000	48-52-2300	-
	5"	5/8"	0.014"	8,000	48-52-2310	-
	6"	1/2"-5/8"	0.014"	8,000	48-52-2510	-

THREADED ADAPTERS

Part Number	Description
48-03-1005	5/8"-11 - M10 x 1.25
48-03-1010	5/8"-11 - M10 x 1.50



MATERIAL REMOVAL ACCESSORIES



Nothing but **HEAVY DUTY**.[®]

BUY NOW

HOOK AND LOOP FOAM PADS, BLENDED WOOL PADS, AND TWISTED, TUFTED WOOL PADS

Diameter	Depth of Pile	Part Number	Description	Application
		49-48-0500		
		49-36-2175		
		49-36-0670		
		49-36-0600		
		49-36-2500		
8"	2"	49-36-0650*	White Foam Polishing Pad	Removes swirls on clearcoat, gelcoat and most finishes. Produces medium to high gloss
8"	2"	49-36-1550*	Yellow Foam Compounding Pad	Compounding removes 1500-2000 sand scratches. Produces low to medium gloss
8"	2"	49-36-0670*	Red Foam Finishing Pad	Final finishing on clearcoat, gelcoat and most finishes. For applying waxes and polish/sealants, produces high gloss finish
7-1/2"	1-1/2"	49-36-0600*	Blended Wool Pad	For polishing clearcoat, gelcoat and most finishes. Produces medium gloss
7-1/2"	1-1/2"	49-36-0500**	Blended Wool Pad	For polishing clearcoat, gelcoat and most finishes. Produces medium gloss
9"	1-1/2"	49-36-0700**	Blended Wool Pad	For polishing clearcoat, gelcoat and most finishes. Produces medium gloss
7-1/2"	1-1/2"	49-36-1500*	Twisted, Tufted 100% Wool Pad	Deep cleaning and compounding removes 1200-1500 sand scratches on clearcoat, gelcoat and most finishes. Produces low gloss
7-1/2"	1-1/2"	49-36-1450**	Twisted, Tufted 100% Wool Pad	Deep cleaning and compounding removes 1200-1500 sand scratches on clearcoat, gelcoat and most finishes. Produces low gloss
7-1/2"	2"	49-36-1455**	Twisted, Tufted 100% Wool Pad	Deep cleaning and compounding removes 1200-1500 sand scratches on clearcoat, gelcoat and most finishes. Produces low gloss
9"	1-1/2"	49-36-1600**	Twisted, Tufted 100% Wool Pad	Deep cleaning and compounding removes 1200-1500 sand scratches on clearcoat, gelcoat and most finishes. Produces low gloss
7"	1-1/2"	48-48-0500**	Blended Wool Acrylic Pad (tie on)	For polishing clearcoat, gelcoat and most finishes. Produces medium gloss
9"	1-1/2"	48-48-1000**	Blended Wool Acrylic Pad (tie on)	For polishing clearcoat, gelcoat and most finishes. Produces medium gloss
6-1/4"	-	49-36-2175	Hook and Loop Molded Urethane Back Up Plate	Flexible molded urethane provides forgiving flexibility lowering risk of spot heating and finish burning (includes centering tool)
7"	-	49-36-2500	Molded Rubber Backing Pad	Specifically designed to bolt buffing/polishing pads onto 5460-6, 5540 and 5455 speed control polishers (nut and washer sold separately)
8-1/2"	-	49-36-2200	Molded Rubber Backing Pad	Specifically designed to bolt buffing/polishing pads onto 5460-6, 5540 and 5455 speed control polishers (nut and washer sold separately)
-	-	49-67-0130	Pad Centering Tool	

*Hook and loop attachment, no disc nut needed

**Traditional bolt-on and tie attachment, requires appropriate rubber backing pad (49-36-2500 or 49-36-2200)

FLAP DISCS



Size	Arbor	Part Number	Abrasive Spec.	Grit Spec.	Applications	Max RPM	Case Qty
TYPE 27							
4-1/2"	7/8"	48-80-8100	Zirconia Alumina	36	Stock removal, deburring, blending welds, edge chamfering	13,300	5
4-1/2"	7/8"	48-80-8101	Zirconia Alumina	60	Surface preparation, cleaning and finishing	13,300	5
4-1/2"	7/8"	48-80-8102	Zirconia Alumina	80	Surface preparation, cleaning and finishing	13,300	5
4-1/2"	5/8"-11	48-80-8110	Zirconia Alumina	36	Stock removal, deburring, blending welds, edge chamfering	13,300	5
4-1/2"	5/8"-11	48-80-8111	Zirconia Alumina	60	Surface preparation, cleaning and finishing	13,300	5
4-1/2"	5/8"-11	48-80-8112	Zirconia Alumina	80	Surface preparation, cleaning and finishing	13,300	5
TYPE 27 - EXTRA THICK							
4-1/2"	7/8"	48-80-8200	Zirconia Alumina	36	Stock removal, deburring, blending welds, edge chamfering	13,000	5
4-1/2"	7/8"	48-80-8201	Zirconia Alumina	60	Surface preparation, cleaning and finishing	13,000	5
4-1/2"	7/8"	48-80-8202	Zirconia Alumina	80	Surface preparation, cleaning and finishing	13,000	5
TYPE 29							
4-1/2"	7/8"	48-80-8000	Zirconia Alumina	36	Stock removal, deburring, blending welds, edge chamfering	13,300	5
4-1/2"	7/8"	48-80-8001	Zirconia Alumina	60	Surface preparation, cleaning and finishing	13,300	5
4-1/2"	7/8"	48-80-8002	Zirconia Alumina	80	Surface preparation, cleaning and finishing	13,300	5
4-1/2"	5/8"-11	48-80-8010	Zirconia Alumina	36	Stock removal, deburring, blending welds, edge chamfering	13,300	5
4-1/2"	5/8"-11	48-80-8011	Zirconia Alumina	60	Surface preparation, cleaning and finishing	13,300	5
4-1/2"	5/8"-11	48-80-8012	Zirconia Alumina	80	Surface preparation, cleaning and finishing	13,300	5
5"	7/8"	48-80-8020	Zirconia Alumina	36	Stock removal, deburring, blending welds, edge chamfering	12,000	5
5"	7/8"	48-80-8021	Zirconia Alumina	60	Surface preparation, cleaning and finishing	12,000	5
5"	7/8"	48-80-8022	Zirconia Alumina	80	Surface preparation, cleaning and finishing	12,000	5
7"	7/8"	48-80-8030	Zirconia Alumina	36	Stock removal, deburring, blending welds, edge chamfering	8,600	5
7"	7/8"	48-80-8031	Zirconia Alumina	60	Surface preparation, cleaning and finishing	8,600	5
7"	7/8"	48-80-8032	Zirconia Alumina	80	Surface preparation, cleaning and finishing	8,600	5
7"	5/8"-11	48-80-8040	Zirconia Alumina	36	Stock removal, deburring, blending welds, edge chamfering	8,600	5
7"	5/8"-11	48-80-8041	Zirconia Alumina	60	Surface preparation, cleaning and finishing	8,600	5
7"	5/8"-11	48-80-8042	Zirconia Alumina	80	Surface preparation, cleaning and finishing	8,600	5



Nothing but **HEAVY DUTY**®

TOOL BELTS AND STORAGE



33 Pocket / 3 Pc Tool Belt
49-17-0190



33 Pocket / 5 Pc Tool Belt
49-17-0195



Contractor Parts Organizer
49-17-0110



50 Pocket Bucket-Less Tool Organizer
49-17-0180

GLOVES



Size	General Purpose	Fingerless	Contractor	Cold Weather	Demolition
Medium	49-17-0111	49-17-0121	49-17-0131	49-17-0141	49-17-0151
Large	49-17-0112	49-17-0122	49-17-0132	49-17-0142	49-17-0152
X-Large	49-17-0113	49-17-0123	49-17-0133	49-17-0143	49-17-0153
XX-Large	49-17-0114	49-17-0124	49-17-0134	49-17-0144	49-17-0154

SHEAR AND NIBBLER ACCESSORIES

SHEAR ACCESSORIES

Description	Part Number	For Use With
14 Gauge Shear Blade Set	48-44-0112	6815
16 and 18 Gauge Shear Blade Set	48-44-0122	6805
Shear Blade Set	48-44-0070	-
Center Blade	48-44-0150	6852-20
Left Blade	48-44-0160	6852-20
Right Blade	48-44-0170	6852-20



Replacement Swivel Shear
Head Assembly
48-08-0500

NIBBLER ACCESSORIES

Description	Part Number	For Use With
Replacement Punch	48-44-0260	6890
Replacement Punch	48-44-0265	6880
Replacement Die	48-44-0270	6890
Replacement Die	48-44-0275	6880



Nothing but **HEAVY DUTY**.®

BUY NOW

FACTORY SERVICE CENTERS

Chicago

6310 W. Gross Point Rd.
Niles, IL 60714

Minneapolis

9705 Valley View Rd.
Eden Prairie, MN 55344

Denver

2500 West 8th Ave. - Unit E
Denver, CO 80204

LA/Anaheim

1130 N. Magnolia Ave.
Anaheim, CA 92801

Houston

3566 West T.C. Jester
Houston, TX 77018

Canada

755 Progress Ave.
Scarborough, Ontario M1H 2W7
1-800-268-4015

New York

30-68 Whitestone Expy.
Flushing, NY 11354

SF/Oakland

41601 Albrae St.
Fremont, CA 94538

Atlanta

6155 Jimmy Carter Blvd.
Ste F-2
Norcross, GA 30071

Cleveland

7595 Granger Rd.
Cleveland, OH 44125

Las Vegas

6380 S. Valley View Blvd.
Ste 118
Las Vegas, NV 89118

Mexico

Blvd. Abraham Lincoln, #13
Colonia Los Reyes,
Zona Industrial
Tlalneapantla, C.P. 54073
5255 5565-1414

Philadelphia

821 West Sproul Rd.
Springfield, PA 19064

Dallas

400 W. Mockingbird Ln.
Dallas, TX 75247

Milwaukee

13145 West Lisbon Rd.
Brookfield, WI 53005

Miami

3311 N.W. 82 Ave.
Miami, FL 33122

San Antonio

14329 San Pedro Ave. Ste D
San Antonio, TX 78232

PORTABLE POWER TOOL FIVE YEAR LIMITED WARRANTY

Every MILWAUKEE **power tool** (including cordless product – tool, battery pack(s) & battery charger and Work Light – cordless flashlight) is warranted to the **original purchaser** only to be free from defects in material and workmanship. Subject to certain exceptions, MILWAUKEE will repair or replace any part on an electric power tool which, after examination, is determined by MILWAUKEE to be defective in material or workmanship for a period of five (5) years* after the date of purchase. Return of the power tool to a MILWAUKEE factory Service Center location or MILWAUKEE Authorized Service Station, freight prepaid and insured is required. A copy of the proof of purchase should be included with the return product. This warranty does not apply to damage that MILWAUKEE determines to be from repairs made or attempted by anyone other than MILWAUKEE authorized personnel, misuse, alterations, abuse, normal wear and tear, lack of maintenance, or accidents.

*Every MILWAUKEE **V™-technology (V18™ & V28™) LITHIUM-ION Battery Pack** and **M18™ XC LITHIUM-ION Battery Pack** is warranted for **five (5) years / 2000 charges** from the date of purchase, whichever first occurs. The first 1000 charges or 2 years of the warranty, whichever first occurs, are covered through free replacement of the defective battery. This means that for the earlier of the first 1000 charges or two (2) years from the date of purchase/first charge, a replacement battery will be provided to the customer for any defective battery free of charge. Thereafter, the remaining charges up to a total of 2000 or the remainder of the five (5) year period from the date of purchase, whichever first occurs, will be covered on a pro rata basis. This means that every customer gets an additional 1000 charges or three (3) years of pro rata warranty on the V™ technology **LITHIUM-ION Battery Pack** and **M18™ XC LITHIUM-ION Battery Pack** depending upon the amount of use.

*The warranty period for **ALL other LITHIUM-ION Battery Packs** is **two (2) years** from the date of purchase.

*The warranty period for **Ni-CD Battery Packs, Job Site Radios, M12™ Power Port and Trade Titan™ Industrial Work Carts** is **one (1) year** from the date of purchase.

*This **warranty** does not cover Air Nailers & Stapler, Airless Paint Sprayer, Gasoline Driven Portable Power Generators, Hand Tools, Hoist – Electric, Lever & Hand Chain, Reconditioned product and Test & Measurement products. **There are separate and distinct warranties** available for these products. Visit www.milwaukeetool.com for detailed warranty statements on these products.

Warranty Registration is not necessary to obtain the applicable warranty on a MILWAUKEE power tool product. The manufacturing date of the product will be used to determine the warranty period if no proof of purchase is provided at the time warranty service is requested.

ACCEPTANCE OF THE EXCLUSIVE REPAIR AND REPLACEMENT REMEDIES DESCRIBED HEREIN IS A CONDITION OF THE CONTRACT FOR THE PURCHASE OF EVERY MILWAUKEE PRODUCT. IF YOU DO NOT AGREE TO THIS CONDITION, YOU SHOULD NOT PURCHASE THE PRODUCT. IN NO EVENT SHALL MILWAUKEE BE LIABLE FOR ANY INCIDENTAL, SPECIAL, CONSEQUENTIAL OR PUNITIVE DAMAGES, OR FOR ANY COSTS, ATTORNEY FEES, EXPENSES, LOSSES OR DELAYS ALLEGED TO BE AS A CONSEQUENCE OF ANY DAMAGE TO, FAILURE OF, OR DEFECT IN ANY PRODUCT INCLUDING, BUT NOT LIMITED TO, ANY CLAIMS FOR LOSS OF PROFITS. SOME STATES DO NOT ALLOW THE EXCLUSION OR LIMITATION OF INCIDENTAL OR CONSEQUENTIAL DAMAGES, SO THE ABOVE LIMITATION OR EXCLUSION MAY NOT APPLY TO YOU. THIS WARRANTY IS EXCLUSIVE AND IN LIEU OF ALL OTHER EXPRESS WARRANTIES, WRITTEN OR ORAL. TO THE EXTENT PERMITTED BY LAW, MILWAUKEE DISCLAIMS ANY IMPLIED WARRANTIES, INCLUDING WITHOUT LIMITATION ANY IMPLIED WARRANTY OF MERCHANTABILITY OR FITNESS FOR A PARTICULAR USE OR PURPOSE; TO THE EXTENT SUCH DISCLAIMER IS NOT PERMITTED BY LAW, SUCH IMPLIED WARRANTIES ARE LIMITED TO THE DURATION OF THE APPLICABLE EXPRESS WARRANTY AS DESCRIBED ABOVE. SOME STATES DO NOT ALLOW LIMITATIONS ON HOW LONG AN IMPLIED WARRANTY LASTS, SO THE ABOVE LIMITATION MAY NOT APPLY TO YOU. THIS WARRANTY GIVES YOU SPECIFIC LEGAL RIGHTS, AND YOU MAY ALSO HAVE OTHER RIGHTS WHICH VARY FROM STATE TO STATE.

This warranty applies to product sold in the U.S.A. and Canada only.

Please consult the **'Service Center Search'** in the **Parts & Service** section of MILWAUKEE's website www.milwaukeetool.com or call 1.800.SAWDUST (1.800.729.3878) to locate your nearest service facility for warranty and non-warranty service on Milwaukee products.

1-800-SAWDUST (1-800-729-3878)

NEED TO HAVE YOUR MILWAUKEE® PRODUCT REPAIRED?

USE e-SERVICE

BENEFITS OF USING e-SERVICE

- **FREE FedEx® GROUND Shipping** to Milwaukee®'s Central Repair Facility
- **1,800+ convenient drop-off FedEx® Office (formerly FedEx® Kinkos) locations** – some locations available 24/7
- **all work is done by factory trained technicians**
- **only genuine Milwaukee® parts used - NO GENERIC PARTS**
- **repair of your tool in 5 working days or less (shipping times excluded)**
- **your tool is returned directly to you – no need to come back to pick it-up (saving time) – a return freight charge will apply**

fill out the form found at
www.milwaukeetool.com/e-service

EXTENSION CORDS

Grounded tools require a three wire extension cord. Double Insulated tools can use either a two or three wire extension cord. As the distance from the power supply increases, heavier gauge extensions are required. The use of extension cords of inadequate size wire causes a serious drop in voltage, resulting in loss of power and possible tool damage.

Recommended Minimum Wire Gauge For Extension Cords*

Nameplate AMPS	Extension Cord Length					
	25'	50'	75'	100'	150'	200'
0-5.0	16 gauge	16 gauge	16 gauge	14 gauge	12 gauge	12 gauge
5.1-8.0	16 gauge	16 gauge	14 gauge	12 gauge	10 gauge	-
8.1-12.0	14 gauge	14 gauge	12 gauge	10 gauge	-	-
12.1-15.0	12 gauge	12 gauge	10 gauge	10 gauge	-	-
15.1-20.0	10 gauge	10 gauge	10 gauge	-	-	-

*Based on limiting the line drop to five volts at 150% of the rated amperes

visit milwaukeetool.com for more details

2010 FULL LINE CATALOG



**MILWAUKEE ELECTRIC TOOL
13135 West Lisbon Road
Brookfield, WI 53005**

www.milwaukeetool.com