

Features

- Washout urinal.
- 1/2" rear spud.
- Touchless urinals deliver dependable water-saving performance and added hygiene.
- Washout
- Touchless™ electronic flush valve (battery operated).
- Includes tank cover and tank cover locks.
- 0.5 gpf (1.9 lpf)

Material

- Vitreous china

Water Conservation & Rebates

- 0.5 gallons per flush.
- ADA-compliant when rim is mounted no higher than 17" from finished floor.
- This product can help a building earn Water Efficiency points in the LEED Green Building Rating System™. See specification sheet for water use data.

Components

Additional included component/s: Stop valve assembly, 2" outlet spud, Strainer, Hanger (2 required), Flush Valve, Tank cover locks (pair), and 4 alkaline AA cell batteries.



ADA

Codes/Standards





ASME A112.19.2/CSA B45.1
DOE - Energy Policy Act 1992
ADA
ICC/ANSI A117.1

KOHLER® One-Year Limited Warranty

See website for detailed warranty information.

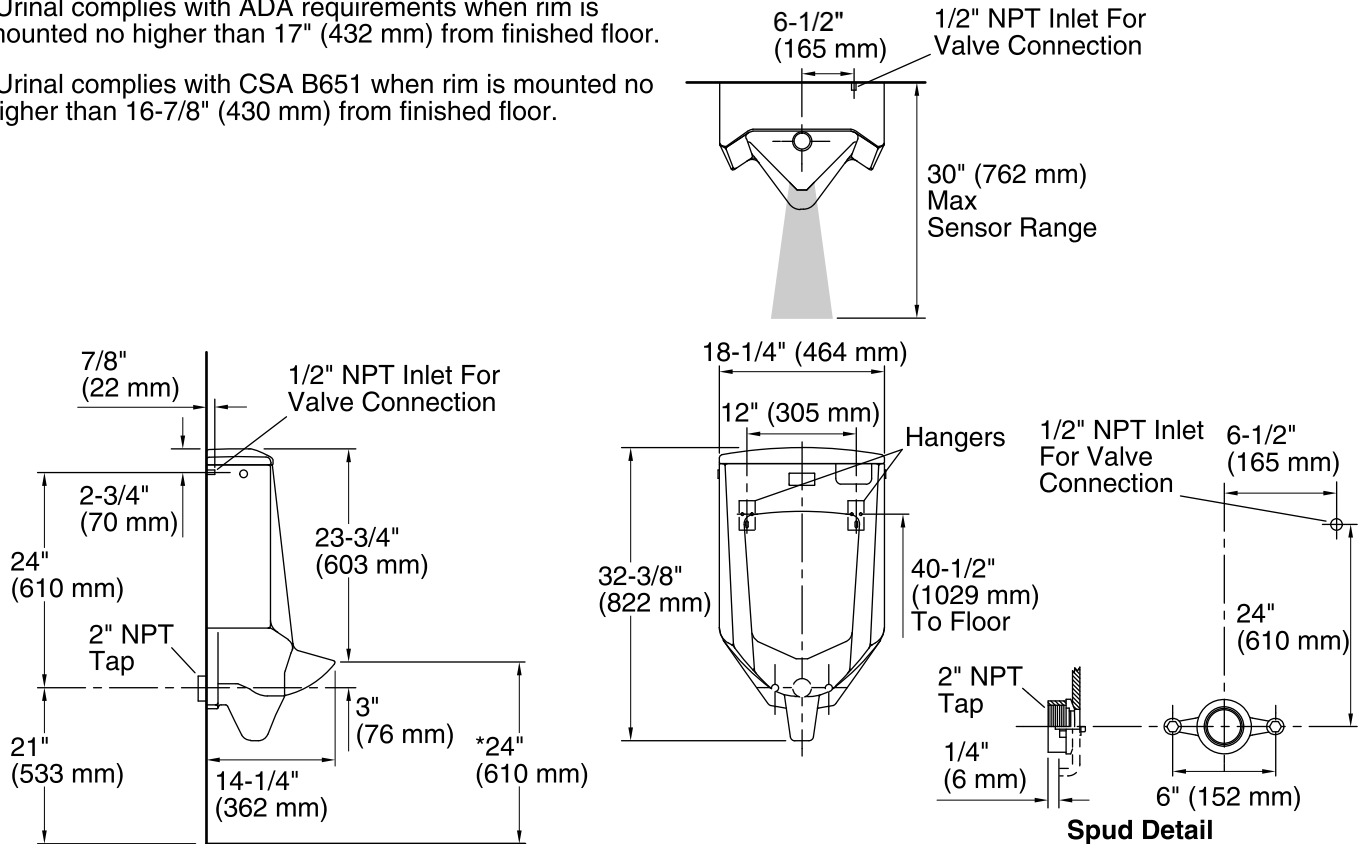
Available Color/Finishes

Color tiles intended for reference only.

Color	Code	Description
	0	White
	96	Biscuit
	47	Almond
	7	Black Black™

*Urinal complies with ADA requirements when rim is mounted no higher than 17" (432 mm) from finished floor.

*Urinal complies with CSA B651 when rim is mounted no higher than 16-7/8" (430 mm) from finished floor.



Technical Information

All product dimensions are nominal.

Flush outlet technology: Washout
 Spud size: 1/2", inlet, Rear
 Max. Water per Flush: 0.5 gal (1.9 L)
 Power source: AA 1.5 V, included

Notes

Install this product according to the installation guide.

ADA compliant when installed to the specific requirements of these regulations.