

**KITCHEN SINK FAUCET
K-16109**

ADA **CSA B651** **OBC**


Features

- Brass construction
- Brass valve bodies
- Quarter-turn washerless ceramic disc valves
- For 8" (203 mm) centers
- 9-3/16" (233 mm) swing spout reach
- Matching finish sidespray
- Lower flow aerator options are available (refer to the Kohler Price Book)
- 2.2 gpm (8.3 lpm) maximum flow rate

Codes/Standards Applicable

Specified model meets or exceeds the following:

- ADA
- ICC/ANSI A117.1
- CSA B651
- OBC
- ASME A112.18.1/CSA B125.1
- NSF 61
- Energy Policy Act of 2005
- All applicable US Federal and State material regulations





Colors/Finishes

- CP: Polished Chrome
- BN: Brushed Nickel
- BX: Vibrant® Brazen Bronze
- Other: Refer to Price Book for additional colors/finishes

Accessories

- NA: None applicable

Specified Model

Model	Description	Scroll Handles			Traditional Handles			
		<input type="checkbox"/> CP	<input type="checkbox"/> BN	<input type="checkbox"/> Other ____	<input type="checkbox"/> CP	<input type="checkbox"/> BN	<input type="checkbox"/> BX	<input type="checkbox"/> Other ____
K-16109-4	Kitchen sink faucet							
K-16109-4A	Kitchen sink faucet							
Optional Accessories								
1095353	Deep roughing-in kit for two-handle faucet and sidespray – fits 1-3/8" (35 mm) to 2-1/8" (54 mm) countertop thickness							<input type="checkbox"/> NA

Product Specification

The two-handle kitchen sink faucet shall be made of brass construction with brass valve bodies. Product shall have a maximum flow rate of 2.2 gallons (8.3 L) per minute with lower flow aerator options available (refer to the Kohler Price Book). Product shall feature quarter-turn washerless ceramic disc valves, a 9-3/16" (233 mm) swing spout reach, and matching finish sidespray. Product shall be for 8" (203 mm) centers. Faucet shall be Kohler Model K-16109-____-____.

