

### Features

- Metal construction.
- One-piece faucet, self-contained ceramic disc valve allows both volume and temperature control.
- Temperature memory allows faucet to be turned on and off at any temperature setting.
- High-temperature limit setting for added safety.
- 9" (229 mm) swing spout reach.
- Matching finish sidespray.
- Flexible supplies.
- Lower flow aerator options are available (refer to the Kohler Price Book).
- 2.2 gal/min (8.3 l/min) maximum flow rate [max at 60 psi (4.14 bar)].

### Optional Accessories

1030920



ADA

### Codes/Standards

ASME A112.18.1/CSA B125.1

NSF 61

NSF 372

DOE - Energy Policy Act 1992

ADA

ICC/ANSI A117.1

All applicable US Federal and State material regulations






### KOHLER® Faucet Lifetime Limited Warranty

See website for detailed warranty information.

### Available Color/Finishes

*Color tiles intended for reference only.*

Color	Code	Description
-------	------	-------------

	CP	Polished Chrome
	G	Brushed Chrome
	BN	Vibrant® Brushed Nickel
	VS	Vibrant® Stainless
	BV	Vibrant® Brushed Bronze

