



PORTABLE GENERATORS

Recreation • Home • Job Site



Where there's a need...
...there's a **Generac**





PROFESSIONAL GRADE

XP Series: 3600 – 10000 Watts

Engineered for the rigors of job site requirements.



PREMIUM QUALITY

XG Series: 3600 – 10000 Watts

User-friendly units ideal for home, event and job site use.



GENERAL PURPOSE

GP Series: 1800 – 17500 Watts

Affordable units in the widest range of power in the industry.



PROPANE SOLUTIONS

LP Series: 3250 Watts

Breakthrough design in portable propane backup power.



COMPACT INVERTERS

iX Series: 800 – 2000 Watts

Extra quiet units ideal for camping and tailgating.

Generac's iX2000 and XG8000E have been awarded the Handyman Member Tested and Recommended Seal.

All Generac portable generators have earned the Good Housekeeping Seal after evaluation by the Good Housekeeping Research Institute. The limited warranty reflected by the Good Housekeeping Seal means that if a product bearing the Seal is defective within the first two years of purchase, Good Housekeeping will replace the product or refund the purchase price.





It's all about the features

We listened closely to our customers when we engineered our portable products and utilized that feedback to develop the broadest range of portable products in the industry. The result is a range of choices that deliver well thought-out features at less cost than competitive models.

Reliability From the Start

It's in the engine. Because of Generac's focus on power generation, we know how to design an engine that can stand up to the long hours of continuous use generators can be required to run. All of Generac's engines include low oil shutdown and cast iron cylinders for added longevity, features not found on every portable generator engine. When you start your Generac portable generator, it immediately starts, stopping only when the job is done.

Easily Accessible Controls

A portable generator needs to be ready for use at all times. Generac added maintenance reminders right on the hour meter, so scheduled maintenance is easy to track, and the convenient fuel gauge provides at-a-glance fuel monitoring. Many portable models have controls located in inconvenient locations, making it difficult to access them quickly, especially in the dark. We gave control placement careful consideration, with comprehensive control sets conveniently located for easy access, and illuminated them on many models.

Framed for Durability

The hardened steel frame gives our portable generator cradles added strength and are a premium 1¼" thick, a full ¼" thicker in diameter than competitors' models. The addition of integrated brackets and impact resistant corners on most models gives contractors rugged options ideal for job site use.

Less Effort On the Move

Most models are equipped with never-flat wheels that have heavy-duty load capacity and provide increased mobility and improved traction – a must over uneven terrain. Lock the handles in place when needed, and easily fold them down for compact storage when necessary.

Effortless Electric Start, Battery Included

While all Generac models are equipped with effortless starting power, many models offer a single-touch electric start. Most electric start models are also equipped with a manual pull start for backup and include the battery.



How much power

How do you determine what size generator you need?

Sizing a portable generator is relatively easy. Check out this sample:

- 1 Choose which devices you want to power at the same time.
- 2 Record and add the running watts listed for each device that you need to power.
- 3 Record the starting watts listed for each device.
- 4 Select the one device with the highest starting watts. Add that number to the the total running watts to determine the total wattage requirement.

RUNNING WATTS

refers to the amount of current needed to keep a motor running.

STARTING WATTS

refers to the amount of additional current required to get the motor up to speed when it is first started.

Device	Running Watts	Additional Starting Watts	Generator Size
Paint Sprayer	600	1200	Minimum starting watts for your needs ↓ 9100 starting watts
Halogen Light	1000	0	
Belt Sander	1200	2400	
Table Saw	1800	4500	
Total	4600	+ 4500 =	

do you need?

wattage charts



HOUSEHOLD

Device	Running Watts	Additional Starting Watts
Coffee Maker	1500	-
Computer with a 17" Monitor	800	-
Electric Clothes Dryer	5750	1800
Electric Range - 8" Element	2100	-
Electric Water Heater	2000	1000
Garage Door Opener-1/2 HP	875	2350
Hair Dryer - 1250 Watt	1250	-
Light Bulb - 100 Watt	100	-
Microwave - 1000 Watts	1000	-
Refrigerator/Freezer	700	2200
Security System	500	-
Sump Pump 1/2 HP	1050	2150
Sump Pump 1/3 HP	800	1300
Television - 27"	500	-
Toaster	1200	-
Washing Machine	1150	2300
Well Pump - 1/2 HP	1000	2100
Well Pump - 1/3 HP	750	1400



RECREATION

Device	Running Watts	Additional Starting Watts
AM/FM Radio	100	-
Blender	400	450
Box Fan - 20"	200	-
CD / DVD Player	100	-
Cell Phone Battery Charger	25	-
Color TV - 13"	150	-
Electric Grill	1650	-
Inflator Pump	50	150
Outdoor Light String	250	-
RV Air Conditioner (13,500 BTU)	1500	700
Slow Cooker	250	-

Wattage listed is approximate. Check appliance for actual requirements.
Total wattage requirements assumes intermittent starting of devices.



LAWN & GARDEN

Device	Running Watts	Additional Starting Watts
Electric Hedge Trimmer	400	-
Electric Lawn Mower	1200	-
Electric Line Trimmer - 9"	350	-
Electric Edger	960	-
Electric Chain Saw - 12" (1/2HP)	900	-



JOBSITE

Device	Running Watts	Additional Starting Watts
Air Compressor - 1 HP	1600	4500
Air Compressor - 1/2 HP	1000	2000
Airless Paint Sprayer- 1/3 HP	600	1200
Belt Sander - 3"	1200	2400
Bench Grinder - 8"	1400	1100
Circular Saw - 7-1/4"	1400	2300
Hand Drill - 1/2"	600	900
Hand Drill - 3/8"	400	600
Miter Saw - 10"	1800	1800
Quartz Halogen Work Light	1000	-
Reciprocating Saw	960	-
Table Saw, 10"	2000	2000



HEATING & COOLING

Device	Running Watts	Additional Starting Watts
Central AC - 10,000 BTU*	1500	3000
Central AC - 24,000 BTU*	3800	4950
Furnace Fan Blower - 1/2 HP*	875	2300
Furnace Fan Blower - 1/3 HP*	700	1400
Heat Pump	4700	4500
Humidifier - 13 Gal.	175	-
Space Heater	1800	-
Window AC - 10,000 BTU	1200	1800
Window AC - 12,000 BTU	3250	3950

* Hard wired appliances require a professionally installed transfer switch for use with a portable generator.

At the **heart** of every Generac generator is a **Generac engine**

Why is this important? Generators can be called upon to run continuously for long periods of time - for hours, days or sometimes even weeks. Generac's engines are carefully engineered with this in mind, utilizing overhead valve technology that runs cooler, uses less fuel and has a longer life than conventional side valve engines. Generac goes a step further by adding premium features like low oil shutdown and cast iron cylinders, giving our engines even more built-in reliability.

Generac OHVI® Engine: The Premium in OHV Technology

Designed specifically for generators, the Generac industrial grade OHVI engine is the power behind our #1 selling home standby and our XP and XG Series of portable generators. It utilizes the same type of pressurized lubrication used on automobiles for a long and trouble-free life. *Additional industrial grade features deliver an engine that stands right up to the rigors of commercial use:*



Dual Element Air Filter

Protects the engine from dirt and extends service intervals, even in the toughest working environments.

Low Effort / One Pull Starts

The oversized recoil and high-efficiency decompression system reduces the effort required to pull the recoil (located on the other side of the engine).

Low Oil Pressure Protection


Protects the engine from damage due to improper lubrication by shutting down the engine if the oil level becomes dangerously low, or if the oil overheats and loses viscosity. This system is far superior to other systems that only sense oil level.

Automotive Grade Spin-on Oil Filter

Full pressure lubrication allows the OHVI engine to use an automotive grade oil filter. This filter removes dirt & carbon solids that cause premature engine wear, ensuring long engine life.

Pressurized Lubrication System

OHVI engines are positively lubricated from start-up to shutdown by a lubrication system that pumps oil directly to every critical engine bearing and at greater angles of operation.



XP SERIES 3600-10000 Watts

The undisputed workhorse of the portable market, Generac's professional grade XP Series is engineered specifically with contractors and construction sites in mind. XP units are powered by the Generac OHVI® engine for extended performance. They are noticeably more substantial than most portable generators, sporting impact-resistant cast metal corners and oversized, full-wrap frame tubing. Integrated handle supports and brackets are engineered as part of the casting for even more durability.



FEATURES:

- **Generac OHVI® Engine**
Provides full pressure lubrication with low-oil pressure shutdown
- **Idle Control**
Conserves fuel for extended run times and reduces noise
- **Full-panel GFCI Protection**
Meets OSHA safety requirements
- **Start/Stop Fuel Shut-off and Choke Controls**
Conveniently located on control panel (XP4000 - XP8000E models only)
- **120/240V Selector Switch**
Provides full 120V power (XP4000 & XP6500E models only)
- **Easy Access Engine Controls**
Engine choke, fuel shutoff, run/stop controls conveniently located on the control panel
- **Maintenance Kit Included**
- **Integrated Lifting-Eye**
Easy transport and security on the job site
- **Hour Meter with Maintenance Resets**
Tracks usage and monitors maintenance cycles.
- **TruePower™ Technology**
Delivers best-in-class power quality with less than 5% total harmonic distortion.

TruePower™ Technology

Clean, Smooth Power

Enjoy generator power on the job site as pure as utility power. Equipped with Generac's TruePower™ Technology, our XP units are some of the few portable generators to offer power with less than 5% total harmonic distortion. Confidently operate sensitive electronics, including laptops and many power tools, knowing they won't experience damaging surges.



XP SERIES	XP4000	XP6500E	XP8000E	XP10000E
Running Watts	3600	6500	8000	10000
Starting Watts	4500	8125	10000	12000
OHVI® Engine	•	•	•	•
TruePower™ Technology	•	•	•	•
Electric Start w/ Battery		•	•	•
Never-flat Wheels & Fold-down Handles	Sold Separately	•	•	•
Impact Resistant Corners		•	•	•
120/240 Voltage Selector	•	•		
Warranty	3 Year Limited			

XG SERIES 3600-10000 Watts

The premium award-winning XG Series models come loaded with features that make owning and using a portable generator easy. Comprehensive and accessible controls are user-friendly, and the heavy-duty design with full-wrap frame tubing is engineered for years of dependable use.




FEATURES:

- **Generac OHVI® Engine**
Provides full pressure lubrication with low-oil pressure shutdown
- **Covered Outlets**
Provides added protection from the environment and rugged working conditions
- **Start/Stop Fuel Shut-Off and Choke Controls**
Conveniently located on control panel (XG4000 - XG8000E models only)
- **Circuit Breaker Outlet Protection**
Includes dual breakers on 120/240V outlets and GFCI protection on 120V outlets
- **Plug-in Battery Charge Jack**
Keep the battery charged and ready to go - included on electric start models



User-Friendly Illuminated Control Panel

Portable controls are often awkwardly placed and difficult to reach. The user friendly controls on the XG series are conveniently located and illuminated – especially helpful in an emergency when a flashlight can't be found. Includes start /stop fuel shut-off, choke controls, and Generac's exclusive PowerBar™ to easily monitor available power.



XG SERIES	XG4000	XG6500	XG7000E	XG8000E	XG10000E
Running Watts	3600	6500	7000	8000	10000
Starting Watts	4500	8125	8750	10000	12500
OHVI® Engine	•	•	•	•	•
Electric Start w / Battery			•	•	•
Never-flat Wheels & Fold-down Handles	•	•	•	•	•
Hour Meter / Power Bar	•	•	•	•	•
Warranty	2 Year Limited Residential / 1 Year Commercial				



A black and orange Generac GP6500 portable generator. It features a black frame with orange accents, a large black tire on the right side, and a carrying handle on the left. The front panel has the 'GENERAC' logo and 'GP6500' model number. The generator is shown from a side-front perspective.

1800-3250 FEATURES:

- ## 5500-7500E FEATURES:

- ## 15000E and 17500E FEATURES:

- 

Power outages usually occur without warning. Ideally, a homeowner is prepared with an automatic home standby generator installed and always ready to go. However, if a portable generator is the only option for backup power during an emergency, the GP Series 15000 and 17500 Watt units are the ultimate option, with enough power to run up to a 5-ton air conditioner and more. Also an ideal choice for job sites with high power requirements.

[illegible]

IX SERIES Inverters 800-2000 Watts

Designed for life on the road, Generac's award-winning iX Series is quiet and lightweight – almost anyone can handle this compact unit. Inverter technology gives these units less than 3% total harmonic distortion, providing clean and stable power that safely powers laptops, TVs, power tools and other sensitive electronics. Ideal for camping, tailgating and recreational use.



FEATURES:

- **Lightweight & Compact**
Up to 40% lighter than a standard generator of equal watts. Built-in handle – move with minimal effort.
- **Super Quiet & Campground Friendly**
Full enclosure drastically reduces noise
- **FlexPower™ for Operation Mode Options**
Optimizes engine speed to conserve fuel and reduce noise
High mode – for large loads or battery charging
Eco mode – to save fuel and reduce noise even more
- **Electronic Overload Protection**
Circuit breaker protected
- **At-a-glance Status Lights**
LED lights on the control panel indicate system status
- **Engine Protection**
Low-oil shutdown detects low oil level and shuts the engine down to prevent potential engine damage

How Inverter Technology Works

Inverter generators utilize a different type of alternator than standard generators to generate AC power. The raw power produced is converted from DC to AC power by a computer controlled inverter module. The engine speed varies depending on the electrical demand, which significantly reduces noise and fuel consumption compared to a standard portable.

The end result is a portable generator with reduced weight and size and power that is ultra-clean, capable of safely powering sensitive electronics.

iX SERIES	iX800	iX1400	iX1600	iX2000
Running Watts	800	1400	1600	2000
Starting Watts	850	1450	1650	2200
FlexPower™	•	•	•	•
Low Oil Shutdown	•	•	•	•
< 3% Harmonic Distortion	•	•	•	•
12V Battery Charging		•	•	•
Warranty	2 Yr Limited Residential / 6 Months Commercial			





LP SERIES Propane Generator 3250 Watts



Generac's LP3250 is the first portable propane generator to bring together the benefits of liquid propane with an easy-to-transport design. The result is a surprisingly compact and easily maneuverable portable generator ideal for a variety of uses.

Until now, the only options available required the propane tank to be separately carried, where it would then sit to the side of the generator while in use.

The LP3250 incorporates a tank holder into the frame itself, so the standard size 20 lb propane tank sits securely out of the way. It eliminates the hassle of a stand-alone tank and the awkward fuel line that goes along with it.

Take the LP3250 along for outdoor events, camping or job site use, or use it around the home for projects and emergency backup.

TANK FEATURES:

- **Integrated fuel tank holder** secures 20 lb LP tank to unit for easier and safer transportation
- **20 lb tank provides 9.0 hour runtime**, comparable to runtime of same size portable gasoline generators
- **Conveniently located fuel line** quickly connects to standard size LP tanks

GENERATOR FEATURES:

- **Dolly-style handles and low grab bar** increase maneuverability; handles fold down for compact storage
- **Wheel kit included**
- **Hardened-steel tube cradle** is a rugged 1 1/4" diameter
- **Low-oil pressure protection** safeguards the engine from damage
- **Covered outlets** are protected from the elements
- **Circuit breakers** provide overload protection

LP SERIES	LP32500
Running Watts	3250
Starting Watts	3750
Low Oil Shutdown	•
Covered Outlets	•
Never-flat Wheels & Fold-down Handles	•
Emission Certified	EPA - 49 States
Warranty	2 Year Residential 1 Year Commercial

2011
HANDY
INNOVATION AWARDS

The Benefits of Liquid Propane

As consumers become more conscious of their green footprint, they look for ways to use less fossil fuel, but ideally not at the expense of convenience. For many applications, propane is the answer.

Benefits include:

SAFE, STABLE, LONG SHELF-LIFE - Unlike gasoline, it can be stored indefinitely without deterioration, and safely transported without spillage.

READILY AVAILABLE - Used by millions to fuel everything from furnaces to grills to fleet vehicles.

LOWER EMISSIONS - Emits low carbon monoxide and hydrocarbons and fewer toxic pollutants than gasoline. Non-toxic and biodegradable.

Portable generator safety tips

Always read the Owner's Manual and instructions and carefully follow all instructions and warnings in order to safely start and operate the generator. Do NOT cut corners when it comes to safety.

These tips are merely supplement and are not intended to substitute reading of the Owner's Manual.

CARBON MONOXIDE AND VENTILATION

- Using a generator indoors CAN KILL YOU IN MINUTES. Exhaust contains carbon monoxide, a deadly poison gas you cannot see or smell.
- NEVER run a generator indoors or in partly enclosed areas such as garages.
- ONLY use outdoors and far from windows, doors, vents, crawl spaces and in an area where adequate ventilation is available and will not accumulate deadly exhaust gas.
- Using a fan or opening doors and windows will not provide sufficient ventilation.
- It is recommended that you install battery operated Carbon Monoxide alarms/detectors indoors according to manufacturer's instructions / recommendations.

ELECTROCUTION HAZARD AND ELECTRICAL SHOCK HAZARDS

- Connecting a portable electric generator directly to your household wiring can be deadly to you and others. A generator that is directly connected to your home's wiring can 'back feed' onto the power lines connected to your home and injure neighbors or utility workers.
- Do not connect your generator directly to your home's wiring or into a regular household outlet.
- Always start or stop the generator only when no electrical loads are connected.
- Overloading your generator can seriously damage your valuable appliances and electronics. Do not overload the generator. Do not operate more appliances and equipment than the output rating of the generator. Prioritize your needs. A portable electric generator should be used only when necessary, and only to power essential equipment.
- Use the proper power cords. Plug individual appliances into the generator using heavy-duty, outdoor-rated cords with a wire gauge adequate for the appliance load. Overloaded cords can cause fires or equipment damage. Do not use extension cords with exposed wires or worn shielding.
- Do not operate the generator in wet conditions such as rain or snow.
- The generator must be properly grounded. If the generator is not grounded, you run the risk of electrocution. We strongly recommend that you check and adhere to all applicable federal, state and local regulations relating to grounding.

GASOLINE, FUELING AND BURN SAFETY

- Gasoline is extremely flammable and explosive.
- If tank is over-filled, fuel can overflow onto a hot engine and cause fire or explosion.
- Do not overfill the fuel tank. Always allow room for fuel expansion.
- Never add fuel while unit is running or hot. Allow generator and engine to cool entirely before adding fuel.
- Never store a generator with fuel in the tank where gasoline vapors might reach an open flame, spark or pilot light.
- Do not smoke near fuel or generator.
- Many generator parts are hot enough to burn you during operation and while the generator is cooling after turning off. Avoid coming into contact with a hot generator.

GENERATOR PLACEMENT AND OPERATION

- Keep children away from portable generators at all times.
- Allow at least five feet of clearance on all sides of the generator when operating.
- Generators can be used during a wide variety of weather temperatures, but should be protected from the elements when not in use to prevent shorting and rusting.
- Operate the generator only on level surfaces and where it will not be exposed to excessive moisture, dirt, dust or corrosive vapors.
- Inspect the generator regularly and contact the nearest authorized dealer for parts needing repair or replacement.
- Always disconnect the spark plug wire and place the wire where it cannot contact the spark plug to prevent accidental starting when setting up, transporting, adjusting or making repairs to the generator.

Frequently asked questions

Where is the engine made?

The engines used on the Generac XP and XG Series of portables are manufactured at our Generac Power Systems, Inc. factory in Whitewater, WI. Generac engines are industrial grade engines designed to provide the ultra-quiet, longer-lasting performance required of portable generators.

What is the difference between running watts and starting (surge) watts?

Running watts describe the amount of power the portable generator can produce continuously. Starting wattage is the power that the generator can produce for short periods of time. Motor starting is a good example of starting wattage requirements.

What type of oil is recommended? How often should it be changed?

Above 40°F, use SAE 30. Below 40°F and down to 10°F, use 10W-30. Below 10°F, use synthetic 5W-30. Oil should be changed after the first 8 hours of operation and every 100 hours of run time thereafter.

What type of gasoline is recommended?

Use clean, fresh unleaded gasoline with a minimum 85 octane rating. Do not use any gasoline with more than 10% added ethanol. Never use E85 gasoline. Do not mix oil with gasoline.

How often should I perform routine maintenance?

The maintenance schedule for your portable generator is in the owner's manual.

Does the portable generator need to be grounded?

Yes. For safety, the generator must be properly grounded. If it's not grounded, you run the risk of electrocution. We strongly recommend that you check and adhere to all applicable federal, state and local regulations relating to grounding.

Should the fuel be drained when storing the portable generator for more than 30 days?

Yes. It is highly recommended that you drain the fuel from the tank and run the carburetor dry. OHVI engines meet EPA and CARB regulations and are less tolerant of stale fuel.

Can I vent the exhaust out of an enclosed area?

No. Never run the generator in the home or an enclosed area. Portable generators are designed to run outside where there is plenty of ventilation.

Can the generator be used during inclement weather?

Generators can be used during a wide variety of weather temperatures, but should be protected from the elements when not in use to prevent shorting and rusting. NEVER run a generator indoors.

I can't locate my original owner's manual. How can I get another copy?


Owner's manuals can be found online at generac.com under Service and Support.

Where can I find a GENERAC dealer in the U.S. or Canada?

To locate a dealer near you, please refer to our Dealer Locator section on generac.com or call our Automated Dealer Locator (for U.S. locations only) at 1-800-333-1322.

Where do I go to have warranty repairs performed?

Any Authorized Generac Portable Service dealer can perform warranty service. To locate a dealer near you, please refer to our Dealer Locator section on this Web site or call our Automated Dealer Locator at 1-800-333-1322, 24/7/365. Our Authorized Service Centers provide parts, service and information on Generac equipment, regardless of where it was purchased. Authorized Service Centers are staffed with trained technicians certified in supporting all aspects of the Generac portable generator line.



HOME STANDBY GENERATORS

The Safe, Automatic Solution for Home Backup.

The power goes out and the generator goes on – whether you are home or away. It's that's simple. Install the #1 selling home standby generator from Generac and never again deal with extension cords or refuelling in a storm. Instead, enjoy safe, automatic home protection from the inconveniences and potentially dangerous effects of power outages. There's nothing like the peace of mind a Generac automatic home standby generator can give to you and your family.



24/7™
AUTOMATIC
POWER PROTECTION

Portable power since 1959

Since the original portable that started it all in 1959, Generac has continued to engineer advances in standby power for more than fifty years. Generac's product range now includes power solutions from RV, portable, and automatic home standby generators to backup systems for commercial and industrial applications, all backed by an extensive nationwide service network of certified dealers. Because of our ongoing commitment to quality and innovation, Generac is the name home and business owners have come to trust.

Portable Parts and Service

Generac portable generators are supported through an extensive nationwide service network that provides parts and technical support to homeowners and contractors. For a portable generator dealer near you, visit generac.com.

GENERAC®

Generac Power Systems, Inc.
S45 W29290 Hwy. 59
Waukesha, WI 53189
1-888-GENERAC (1-888-436-3722)