



Air Conditioning & Heating

COOLING CAPACITIES: 23,600 TO 57,000 BTU/H

HEATING CAPACITIES: 46,000 TO 138,000 BTU/H

GPG13M

2- TO 5-TON

PACKAGED GAS/ELECTRIC UNITS

13 SEER / 80% AFUE

Contents

Nomenclature	2
Product Specifications	3
Expanded Cooling Data	6
Airflow Data	18
Dimensions	20
Wiring Diagrams	21
Accessories	24



Standard Features

- High-efficiency compressor
- Durable, corrosion-resistant T-140 aluminized steel tubular heat exchanger
- Copper tube/aluminum fin coil with flowrater expansion device
- Recirculating blower motor: PSC type on 2- to 3½-ton units; X-13 type on 4- and 5-ton units
- Fully charged R-410A system
- Redundant gas valve and easy conversion to propane
- Power-assisted combustion
- Direct spark ignition system includes a microprocessor-based control for the entire ignition sequence, all blower operation, and all safety circuits complete with self-diagnostics
- All models comply with California Low NOx standards
- AHRI Certified; ETL Listed

Cabinet Features

- High-quality UV-resistant powder-paint finish
- Horizontal or downflow application
- Convenient access panels
- One roof curb fits all units
- Fully insulated cabinet
- Bottom, 2" high base rails for easier handling
- All models fit in a standard-size pick-up truck
- When properly anchored, meets the 2001 Florida Building Code unit integrity requirements for hurricane-type winds (Anchor bracket kits available.)



* Complete warranty details available from your local dealer or at www.goodmanmfg.com. To receive the 10-Year Parts Limited Warranty, online registration must be completed within 60 days of installation. Online registration is not required in California or Quebec.

PRODUCT SPECIFICATIONS

NOMENCLATURE

	G	P	G	13	30	090	M	4	1	
	1	2	3	4,5	6,7	8,9,10	11	12	13	
Brand	G Goodman® Brand									Electrical
										1 208-230/1/60
Product Category	P Packaged Unit									Refrigerant
										4 R-410A
Unit Type	G Gas/Electric D Dual-Fuel									Airflow
										M Multi-Position
Efficiency	14 14 SEER 15 15 SEER									Heat Input
										70 69 MBTU/h 90 92 MBTU/h 115 115 MBTU/h 140 138 MBTU/h
Nominal Capacity	24 2 Tons 42 3½ Tons 30 2½ tons 48 4 Tons 36 3 Tons									

ACCESSORIES

ACCESSORY DESCRIPTION	ITEM NUMBER	
	MEDIUM CHASSIS	LARGE CHASSIS
Concentric Kit	CDK36	CDK4872
Downflow Economizer	PGED101/102	PGED103
Downflow Internal Filter Rack	PGFR101/102/103	PGFR101/102/103
Downflow Manual Damper	PGMDD101/102	PGMDD103
Downflow Motorized Damper	PGMDMD101/102	PGMDMD103
Downflow Square to Round	SQRPG101/102	SQRPG103
External Horizontal Filter Rack	GPGHFR101-103	GPGHFR101-103
Horizontal Duct Cover	20464501PDGK	20464502PDGK
Horizontal Economizer	PGEH101/102	PGEH103
Horizontal Manual Damper	PGMDH102	PGMDH103
Horizontal Motorized Damper	PGMDMH102	PGMDMH103
Horizontal Square to Round	SQRPGH101/102	SQRPGH103
LP Conversion Kit	LPT-03	LPT-03
Roof Curb	PGC101/102/103	PGC101/102/103

SPECIFICATIONS — GPG1324-30

	GPG1324 045M41D*	GPG1324 070M41D*	GPG1330 045M41B*	GPG1330 070M41B*
COOLING CAPACITY				
Total BTU/h	22,800	22,800	28,600	28,600
Sensible BTU/h	17,100	17,100	22,600	22,600
SEER / EER	13.0 / 11.0	13.0 / 11.0	13.0 / 11.0	13.0 / 11.0
Decibels	78	78	78	78
AHRI Reference #s	5732581	5732581	5360600	5360600
HEATING CAPACITY				
Input BTU/h	46,000	69,000	46,000	69,000
Output BTU/h	36,700	55,000	36,700	55,000
AFUE	80	80	80	80
Temperature Rise Range	30 - 60	35 - 65	30 - 60	35 - 65
No. of Burners	2	3	2	3
Orifice Size (Natural/Propane)	43 / 55	43 / 55	43 / 55	43 / 55
EVAPORATOR MOTOR				
Type	PSC	PSC	PSC	PSC
Wheel (D x W)	10" x 8"	10" x 8"	10" x 8"	10" x 8"
Indoor Nominal CFM	800	800	1,000	1,000
Motor Speed Tap (Cooling)	Med	Med	Med	Med
RPM/Amps (Cooling)	952/1.5	952/1.5	1,015/1.85	1,015/1.85
Horsepower	1/4	1/4	1/3	1/3
EVAPORATOR COIL				
Face Area (ft ²)	4.33	4.33	4.33	4.33
Rows Deep/Fins per Inch	3/14	3/16	3/14	3/14
Piston Size (Cooling)	0.057	0.057	0.062	0.062
Filter Size (ft ²)	2.7	2.7	3.3	3.3
Drain Size (NPT)	¾"	¾"	¾"	¾"
Refrigerant Charge (oz.)	75	75	78	78
CONDENSER FAN / COIL				
Horsepower - RPM	1/6 - 830	1/6 - 830	1/4 - 1,100	1/4 - 1,100
Diameter / # of Blades	22" / 3	22" / 3	22" / 3	22" / 3
Outdoor Nominal CFM	2,400	2,400	2,700	2,700
Face Area (ft ²)	12.3	12.3	12.3	12.3
Rows Deep/Fins per Inch	1/24	1/24	1/24	1/24
COMPRESSOR				
Quantity / Type	1 / Rotary	1 / Rotary	1 / Scroll	1 / Scroll
Stage	Single	Single	Single	Single
Compressor RLA/LRA	7.7 / 37	7.7 / 37	14.1 / 73	14.1 / 73
ELECTRICAL DATA				
Voltage-Phase (60 Hz)	208/230-1	208/230-1	208/230-1	208/230-1
Indoor Blower FLA/LRA	1.5 / 2.2	1.5 / 2.2	1.9 / 3.1	1.9 / 3.1
Outdoor Fan FLA/LRA	1.1 / 1.7	1.1 / 1.7	1.5 / 3	1.5 / 3
Total Unit Amps	10.3	10.3	17.5	17.5
Min. Circuit Ampacity	12.2	12.2	20.9	20.9
Max. Overcurrent Protection	15 amps	15 amps	35 amps	35 amps
Entrance Size Power Supply	1½"	1½"	1½"	1½"
Entrance Size Control Voltage	¾"	¾"	¾"	¾"
Operating / Ship Weights (lbs)	392 / 415	397 / 425	393 / 416	393 / 421

¹ Wire size should be determined in accordance with National Electrical Codes. Extensive wire runs will require larger wire sizes.

² Must use time-delay fuses or HACR-type circuit breakers of the same size as noted.

Note: Always check the S&R plate for electrical data on the unit being installed.

SPECIFICATIONS — GPG1336-42

	GPG1336 045M41B*	GPG1336 090M41B*	GPG1342 070M41B*	GPG1342 070M41D*	GPG1342 090M41B*	GPG1342 090M41D*
COOLING CAPACITY						
Total BTU/h	35,000	35,000	40,500	40,500	40,500	40,500
Sensible BTU/h	27,800	27,800	30,800	30,800	30,800	30,800
SEER / EER	13.0 / 11.0	13.0 / 11.0	13.0 / 11.0	13.0 / 11.0	13.0 / 11.0	13.0 / 11.0
Decibels	78	78	78	78	78	78
AHRI Reference #s	5360601	5360601	5360602	6531559	5360602	6531559
HEATING CAPACITY						
Input BTU/h	46,000	92,000	69,000	69,000	92,000	92,000
Output BTU/h	36,700	73,600	55,000	55,000	73,600	73,600
AFUE	80	80	80	80	80	80
Temperature Rise Range	30 - 60	45 - 75	35 - 65	35 - 65	45 - 75	45 - 75
No. of Burners	2	4	3	3	4	4
Orifice Size (Natural/Propane)	43 / 55	43 / 55	43 / 55	43 / 55	43 / 55	43 / 55
EVAPORATOR MOTOR						
Type	PSC	PSC	PSC	PSC	PSC	PSC
Wheel (D x W)	10" x 9"	10" x 9"	10" x 10"	10" x 10"	10" x 10"	10" x 10"
Indoor Nominal CFM	1,250	1,250	1,300	1,300	1,300	1,300
Motor Speed Tap (Cooling)	Med	Med	Medium	Medium	Medium	Medium
RPM/Amps (Cooling)	910/3.06	910/3.06	910/3.06	910/3.06	910/3.06	910/3.06
Horsepower	1/3	1/3	1/3	1/3	1/3	1/3
EVAPORATOR COIL						
Face Area (ft ²)	4.33	4.33	5.67	5.67	5.67	5.67
Rows Deep/Fins per Inch	4/14	4/14	4/14	4/14	4/14	4/14
Piston Size (Cooling)	0.068	0.068	0.072	0.072	0.072	0.072
Filter Size (ft ²)	4.2	4.2	4.7	4.7	4.7	4.7
Drain Size (NPT)	¾"	¾"	¾"	¾"	¾"	¾"
Refrigerant Charge (oz.)	70	70	81	99	81	99
CONDENSER FAN / COIL						
Horsepower - RPM	1/4 - 830	1/4 - 830	1/4 - 1100	1/4 - 1100	1/4 - 1100	1/4 - 1100
Diameter / # of Blades	22" / 3	22" / 3	22" / 3	22" / 3	22" / 3	22" / 3
Outdoor Nominal CFM	2,400	2,400	3,500	3,500	3,500	3,500
Face Area (ft ²)	8.8	8.8	11.32	15.36	11.32	15.36
Rows Deep/Fins per Inch	2/27	2/27	1/27	1/24	1/27	1/24
COMPRESSOR						
Quantity / Type	1 / Scroll	1 / Scroll	1 / Scroll	1 / Scroll	1 / Scroll	1 / Scroll
Stage	Single	Single	Single	Single	Single	Single
Compressor RLA/LRA	16.7/79.0	16.7/79.0	17.9 / 112	17.9 / 112	17.9 / 112	17.9 / 112
ELECTRICAL DATA						
Voltage-Phase (60 Hz)	208/230-1	208/230-1	208/230-1	208/230-1	208/230-1	208/230-1
Indoor Blower FLA/LRA	3.06/4.1	3.06/4.1	3.0 / 4.1	3.0 / 4.1	3.0 / 4.1	3.0 / 4.1
Outdoor Fan FLA/LRA	1.5 / 3.0	1.5 / 3.0	1.4/ 2.9	1.4/ 2.9	1.4/ 2.9	1.4/ 2.9
Total Unit Amps	21.2	21.2	22.3	22.3	22.3	22.3
Min. Circuit Ampacity	25.4	25.4	26.8	26.8	26.8	26.8
Max. Overcurrent Protection	40 amps	40 amps	40 amps	40 amps	40 amps	40 amps
Entrance Size Power Supply	1½"	1½"	1½"	1½"	1½"	1½"
Entrance Size Control Voltage	¾"	¾"	¾"	¾"	¾"	¾"
Operating / Ship Weights (lbs)	459 / 482	459 / 491	462 / 485	493 / 515	462 / 488	496 / 520

¹ Wire size should be determined in accordance with National Electrical Codes. Extensive wire runs will require larger wire sizes.

² Must use time-delay fuses or HACR-type circuit breakers of the same size as noted.

Note: Always check the S&R plate for electrical data on the unit being installed.

SPECIFICATIONS — GPG1348-60

	GPG1348 070M41D*	GPG1348 070M41E*	GPG1348 090M41D*	GPG1348 090M41E*	GPG1348 115M41D*	GPG1348 115M41E*	GPG1360 090M41D*	GPG1360 115M41D*	GPG1360 140M41D*
COOLING CAPACITY									
Total BTU/h	46,000	46,000	46,000	46,000	46,000	46,000	57,000	57,000	57,000
Sensible BTU/h	36,700	36,700	36,700	36,700	36,700	36,700	43,800	43,800	43,800
SEER / EER	13.0 / 11.0	13.0 / 11.0	13.0 / 11.0	13.0 / 11.0	13.0 / 11.0	13.0 / 11.0	13.0 / 10.75	13.0 / 10.75	13.0 / 10.75
Decibels	80	80	80	80	80	80	80	80	80
AHRI Reference #s	5677932	6531560	5677932	6531560	5677932	6531560	5677892	5677892	5677892
HEATING CAPACITY									
Input BTU/h	69,000	69,000	92,000	92,000	115,000	115,000	92,000	115,000	138,000
Output BTU/h	55,000	55,000	73,600	73,600	92,000	92,000	73,600	92,000	110,400
AFUE	80	80	80	80	80	80	80	80	80
Temperature Rise Range	35 - 65	35 - 65	45 - 75	45 - 75	45 - 75	45 - 75	45 - 75	45 - 75	45 - 75
No. of Burners	3	3	4	4	5	5	4	5	6
Orifice Size (Natural/Propane)	43 / 55	43 / 55	43 / 55	43 / 55	43 / 55	43 / 55	43 / 55	43 / 55	43 / 55
EVAPORATOR MOTOR									
Type	EEM	EEM	EEM	EEM	EEM	EEM	EEM	EEM	EEM
Wheel (D x W)	11" x 10"	11" x 10"	11" x 10"	11" x 10"	11" x 10"	11" x 10"	11" x 10"	11" x 10"	11" x 10"
Indoor Nominal CFM	1,550	1,550	1,550	1,550	1,550	1,550	1,750	1,750	1,750
Motor Speed Tap (Cooling)	T4	T4	T4	T4	T4	T4	T4	T4	T4
RPM/Amps (Cooling)	1,050/5.8	1,050/5.8	1,050/5.8	1,050/5.8	1,050/5.8	1,050/5.8	1,050/7.6	1,050/7.6	1,050/7.6
Horsepower	3/4	3/4	3/4	3/4	3/4	3/4	1.0	1.0	1.0
EVAPORATOR COIL									
Face Area (ft ²)	5.67	5.67	5.67	5.67	5.67	5.67	5.67	5.67	5.67
Rows Deep/Fins per Inch	4/14	4/14	4/14	4/14	4/14	4/14	4/14	4/14	4/14
Piston Size (Cooling)	0.076	0.076	0.076	0.076	0.076	0.076	0.086	0.086	0.086
Filter Size (ft ²)	5.1	5.1	5.1	5.1	5.1	5.1	6.3	6.3	6.3
Drain Size (NPT)	¾"	¾"	¾"	¾"	¾"	¾"	¾"	¾"	¾"
Refrigerant Charge (oz.)	87	99	87	99	87	99	91	91	91
CONDENSER FAN / COIL									
Horsepower - RPM	1/4 - 1100	1/4 - 1100	1/4 - 1100	1/4 - 1100	1/4 - 1100	1/4 - 1100	1/4 - 1100	1/4 - 1100	1/4 - 1100
Diameter / # of Blades	22" / 3	22" / 3	22" / 3	22" / 3	22" / 3	22" / 3	22" / 3	22" / 3	22" / 3
Outdoor Nominal CFM	3,500	3,500	3,500	3,500	3,500	3,500	3,500	3,500	3,500
Face Area (ft ²)	8.8	15.4	8.8	15.4	8.8	15.4	11.32	12.32	13.32
Rows Deep/Fins per Inch	2/27	1/24	2/27	1/24	2/27	1/24	2/27	2/28	2/29
COMPRESSOR									
Quantity / Type	1 / Scroll	1 / Scroll	1 / Scroll	1 / Scroll	1 / Scroll	1 / Scroll	1 / Scroll	1 / Scroll	1 / Scroll
Stage	Single	Single	Single	Single	Single	Single	Single	Single	Single
Compressor RLA/LRA	19.9/109	19.9/109	19.9/109	19.9/109	19.9/109	19.9/109	26.4 / 134	26.4 / 134	26.4 / 134
ELECTRICAL DATA									
Voltage-Phase (60 Hz)	208/230-1	208/230-1	208/230-1	208/230-1	208/230-1	208/230-1	208/230-1	208/230-1	208/230-1
Indoor Blower FLA/LRA	5.8	5.8	5.8	5.8	5.8	5.8	7.6	7.6	7.6
Outdoor Fan FLA/LRA	1.4/ 2.9	1.4/ 2.9	1.4/ 2.9	1.4/ 2.9	1.4/ 2.9	1.4/ 2.9	1.4/ 2.9	1.4/ 2.9	1.4/ 2.9
Total Unit Amps	27.1	27.1	27.1	27.1	27.1	27.1	35.4	35.4	35.4
Min. Circuit Ampacity	32.1	32.1	32.1	32.1	32.1	32.1	42	42	42
Max. Overcurrent Protection	50 amps	50 amps	50 amps	50 amps	50 amps	50 amps	60 amps	60 amps	60 amps
Entrance Size Power Supply	1½"	1½"	1½"	1½"	1½"	1½"	1½"	1½"	1½"
Entrance Size Control Voltage	¾"	¾"	¾"	¾"	¾"	¾"	¾"	¾"	¾"
Operating / Ship Weights (lbs)	464 / 487	518 / 540	464 / 492	523 / 545	464 / 497	528 / 550	466 / 495	466 / 500	466 / 505

¹ Wire size should be determined in accordance with National Electrical Codes. Extensive wire runs will require larger wire sizes.

² Must use time-delay fuses or HACR-type circuit breakers of the same size as noted.

Note: Always check the S&R plate for electrical data on the unit being installed.

EXPANDED COOLING DATA — GPG1324***M41

IDB		OUTDOOR AMBIENT TEMPERATURE																																			
		65						75						85						95						105						115					
		59	63	67	71	59	63	67	71	59	63	67	71	59	63	67	71	59	63	67	71	59	63	67	71	59	63	67	71	59	63	67	71				
		ENTERING INDOOR WET BULB TEMPERATURE																																			
		ENTERING INDOOR DRY BULB TEMPERATURE																																			
70	AIRFLOW	23.5	24.4	26.7	-	23.0	23.8	26.1	-	22.4	23.2	25.5	-	21.9	22.7	24.8	-	20.8	21.5	23.6	-	19.3	20.0	21.9	-	20.8	21.5	23.6	-	19.3	20.0	21.9	-				
	MBh	0.8	0.7	0.5	-	0.8	0.7	0.5	-	0.8	0.7	0.5	-	0.8	0.7	0.5	-	0.9	0.7	0.5	-	0.9	0.8	0.5	-	0.9	0.7	0.5	-	0.9	0.7	0.5	-				
	S/T	19	17	13	-	19	17	13	-	19	17	13	-	19	17	13	-	19	17	13	-	18	16	12	-	19	17	13	-	18	16	12	-				
	ΔT	1.7	1.7	1.8	-	1.8	1.9	1.9	-	1.9	2.0	2.0	-	2.0	2.1	2.1	-	2.1	2.2	2.2	-	2.2	2.2	2.3	-	2.1	2.2	2.2	-	2.2	2.2	2.3	-				
	kW	6.7	6.8	7.0	-	7.1	7.3	7.5	-	7.7	7.9	8.1	-	8.2	8.4	8.6	-	8.7	8.9	9.1	-	9.2	9.4	9.7	-	8.7	8.9	9.1	-	9.2	9.4	9.7	-				
	Amps	243	262	276	-	273	294	310	-	310	334	353	-	353	380	402	-	398	428	452	-	439	473	499	-	398	428	452	-	439	473	499	-				
	Hi Pr	112	119	130	-	119	126	138	-	123	131	143	-	129	138	150	-	136	144	158	-	140	149	163	-	136	144	158	-	140	149	163	-				
	Lo Pr	22.8	23.7	25.9	-	22.8	23.1	25.3	-	21.8	22.6	24.7	-	21.2	22.0	24.1	-	20.2	20.9	22.9	-	18.7	19.4	21.2	-	20.2	20.9	22.9	-	18.7	19.4	21.2	-				
	MBh	0.8	0.6	0.4	-	0.8	0.6	0.4	-	0.8	0.6	0.4	-	0.8	0.7	0.5	-	0.9	0.7	0.5	-	0.9	0.7	0.5	-	0.9	0.7	0.5	-	0.9	0.7	0.5	-				
	S/T	20	17	13	-	20	17	13	-	20	18	13	-	20	18	13	-	20	17	13	-	19	16	12	-	20	17	13	-	19	16	12	-				
ΔT	1.7	1.7	1.8	-	1.8	1.8	1.9	-	1.9	2.0	2.0	-	2.0	2.1	2.1	-	2.1	2.1	2.2	-	2.2	2.2	2.3	-	2.1	2.1	2.2	-	2.2	2.2	2.3	-					
kW	6.6	6.7	6.9	-	7.1	7.2	7.5	-	7.6	7.8	8.0	-	8.1	8.3	8.6	-	8.6	8.8	9.1	-	9.1	9.3	9.6	-	8.6	8.8	9.1	-	9.1	9.3	9.6	-					
Amps	241	259	274	-	270	291	307	-	307	331	349	-	350	377	398	-	394	424	447	-	435	468	494	-	394	424	447	-	435	468	494	-					
Hi Pr	111	118	129	-	117	125	136	-	122	130	142	-	128	136	149	-	134	143	156	-	139	148	161	-	134	143	156	-	139	148	161	-					
Lo Pr	21.1	21.8	23.9	-	20.6	21.3	23.4	-	20.1	20.8	22.8	-	19.6	20.3	22.3	-	18.6	19.3	21.1	-	17.3	17.9	19.6	-	18.6	19.3	21.1	-	17.3	17.9	19.6	-					
MBh	0.7	0.6	0.4	-	0.7	0.6	0.4	-	0.8	0.6	0.4	-	0.8	0.7	0.5	-	0.8	0.7	0.5	-	0.8	0.7	0.5	-	0.8	0.7	0.5	-	0.8	0.7	0.5	-					
S/T	20	18	13	-	21	18	14	-	21	18	14	-	21	18	14	-	20	18	13	-	19	17	13	-	20	18	13	-	19	17	13	-					
ΔT	1.6	1.7	1.7	-	1.8	1.8	1.9	-	1.9	1.9	2.0	-	2.0	2.0	2.1	-	2.0	2.1	2.2	-	2.1	2.2	2.2	-	2.0	2.1	2.2	-	2.1	2.2	2.2	-					
kW	6.4	6.6	6.8	-	6.9	7.1	7.3	-	7.4	7.6	7.8	-	7.9	8.1	8.3	-	8.4	8.6	8.8	-	8.8	9.0	9.3	-	8.4	8.6	8.8	-	8.8	9.0	9.3	-					
Amps	233	251	265	-	262	282	298	-	298	321	339	-	339	365	386	-	382	411	434	-	422	454	479	-	382	411	434	-	422	454	479	-					
Hi Pr	108	115	125	-	114	121	132	-	118	126	137	-	124	132	144	-	130	139	151	-	135	143	157	-	130	139	151	-	135	143	157	-					
Lo Pr	23.9	24.6	26.7	28.6	23.4	24.1	26.0	27.9	22.8	23.5	25.4	27.3	22.2	22.9	24.8	26.6	21.1	21.8	23.6	25.3	19.6	20.2	21.8	23.4	21.1	21.8	23.6	25.3	19.6	20.2	21.8	23.4					
MBh	0.9	0.8	0.6	0.4	0.9	0.8	0.6	0.4	1.0	0.9	0.6	0.4	1.0	0.9	0.7	0.4	1.0	0.9	0.7	0.4	1.0	0.9	0.7	0.4	1.0	0.9	0.7	0.4	1.0	0.9	0.7	0.4					
S/T	22	20	17	12	22	21	17	12	22	21	17	12	23	21	17	12	22	20	17	12	20	19	16	11	22	20	17	12	20	19	16	11					
ΔT	1.7	1.7	1.8	1.8	1.8	1.9	1.9	2.0	1.9	2.0	2.0	2.1	2.0	2.1	2.1	2.2	2.1	2.2	2.3	2.2	2.2	2.2	2.3	2.4	2.1	2.2	2.2	2.3	2.2	2.2	2.3	2.4					
kW	6.7	6.9	7.1	7.3	7.2	7.4	7.6	7.8	7.8	7.9	8.2	8.5	8.3	8.4	8.7	9.0	8.7	8.9	9.2	9.2	9.2	9.4	9.7	10.1	8.7	8.9	9.2	9.6	9.2	9.4	9.7	10.1					
Amps	246	264	279	291	276	297	313	327	313	337	356	371	357	384	406	423	402	432	456	476	444	478	504	526	402	432	456	476	444	478	504	526					
Hi Pr	113	121	132	140	120	127	139	148	124	132	145	154	131	139	152	162	137	146	159	170	142	151	165	175	137	146	159	170	142	151	165	175					
Lo Pr	23.2	23.9	25.9	27.8	22.7	23.4	25.3	27.1	22.1	22.8	24.7	26.5	21.6	22.2	24.1	25.8	20.5	21.1	22.9	24.5	19.0	19.6	21.2	22.7	20.5	21.1	22.9	24.5	19.0	19.6	21.2	22.7					
MBh	0.9	0.8	0.6	0.4	0.9	0.8	0.6	0.4	0.9	0.8	0.6	0.4	0.9	0.8	0.6	0.4	1.0	0.9	0.7	0.4	1.0	0.9	0.7	0.4	1.0	0.9	0.7	0.4	1.0	0.9	0.7	0.4					
S/T	23	21	17	12	23	22	18	12	23	22	18	12	24	22	18	12	23	21	18	12	22	20	16	11	23	21	18	12	22	20	16	11					
ΔT	1.7	1.7	1.8	1.8	1.8	1.9	1.9	2.0	1.9	2.0	2.0	2.1	2.0	2.1	2.1	2.2	2.1	2.2	2.3	2.2	2.2	2.2	2.3	2.4	2.1	2.2	2.2	2.3	2.2	2.2	2.3	2.4					
kW	6.7	6.8	7.0	7.2	7.1	7.3	7.5	7.8	7.7	7.9	8.1	8.4	8.2	8.4	8.6	8.9	8.7	8.9	9.1	9.5	9.2	9.4	9.7	10.0	8.7	8.9	9.1	9.5	9.2	9.4	9.7	10.0					
Amps	243	262	276	288	273	294	310	323	310	334	353	368	353	380	402	419	398	428	452	471	439	473	499	521	402	432	452	471	439	473	499	521					
Hi Pr	112	119	130	139	119	126	138	147	123	131	143	152	129	138	150	160	136	144	158	168	140	149	163	174	136	144	158	168	140	149	163	174					
Lo Pr	21.4	22.1	23.9	25.6	20.9	21.6	23.3	25.0	20.4	21.0	22.8	24.4	19.9	20.5	22.2	23.8	18.9	19.5	21.1	22.7	17.5	18.1	19.6	21.0	18.9	19.5	21.1	22.7	17.5	18.1	19.6	21.0					
MBh	0.8	0.7	0.6	0.4	0.9	0.8	0.6	0.4	0.9	0.8	0.6	0.4	0.9	0.8	0.6	0.4	0.9	0.8	0.6	0.4	0.9	0.8	0.6	0.4	0.9	0.8	0.6	0.4	0.9	0.8	0.6	0.4					
S/T	23	22	18	12	24	22	18	12	24	22	18	12	24	22	18	12	24	22	18	12	22	20	17	11	24	22	18	12	22	20	17	11					
ΔT	1.7	1.7	1.8	1.8	1.8	1.9	1.9	2.0	1.9	2.0	2.0	2.1	2.0	2.1	2.1	2.2	2.1	2.2	2.3	2.2	2.2	2.2	2.3	2.3	2.1	2.2	2.2	2.3	2.2	2.2	2.3	2.3					
kW	6.5	6.6	6.8	7.1	7.0	7.1	7.3	7.6	7.5	7.7	7.9	8.2	8.0	8.2	8.4	8.7	8.5	8.6	8.9	9.2	8.9	9.1	9.4	9.7	8.5	8.6	8.9	9.2	8.9	9.1	9.4	9.7					
Amps	236	254	268	280	265	285	301	314	301	324	342	357	343	369	390	406	386	415	438	457	426	459	484	505	406	438	457	484	426	459	484	505					
Hi Pr	109	116	126	135	115	122	134	142	120	127	139	148	126	134	146	155	132	140	153	163	136	145	158	168	132	140	153	163	136	145	158	168					
Lo Pr	23.9	24.6	26.7	28.6	23.4	24.1	26.0	27.9	22.8	23.5	25.4	27.3	22.2	22.9	24.8	26.6	21.1	21.8	23.6	25.3	19.6	20.2	21.8	23.4	21.1	21.8	23.6	25.3	19.6	20.2	21.8	23.4					

IDB: Entering indoor Dry Bulb Temperature
 High and low pressures are measured at the liquid and suction access fittings.
 Shaded area reflects ACCA (TVA) conditions.
 Amps: Unit amps (comp.+ evaporator + condenser fan motors)
 kW = Total system power

EXPANDED COOLING DATA — GPG1324***M41 (CONT.)

IDB		OUTDOOR AMBIENT TEMPERATURE												ENTERING INDOOR WET BULB TEMPERATURE											
		65				75				85				95				105				115			
		59	63	67	71	59	63	67	71	59	63	67	71	59	63	67	71	59	63	67	71	59	63	67	71
80	MBh	24.3	24.9	26.6	28.4	23.8	24.3	26.0	27.7	23.2	23.7	25.3	27.1	22.6	23.1	24.7	26.4	21.5	22.0	23.5	25.1	21.5	22.0	23.5	25.1
	S/T	1.0	0.9	0.7	0.6	1.0	1.0	0.8	0.6	1.0	1.0	0.8	0.6	1.0	1.0	0.8	0.6	1.0	1.0	0.9	0.6	1.0	1.0	0.9	0.6
	ΔT	25	24	21	16	25	24	21	17	24	24	21	17	23	24	21	17	22	23	21	17	21	21	19	15
	kW	1.7	1.8	1.8	1.9	1.8	1.9	1.9	2.0	2.0	2.0	2.1	2.1	2.1	2.1	2.2	2.2	2.1	2.2	2.3	2.3	2.2	2.3	2.3	2.4
	Amps	6.8	6.9	7.1	7.4	7.3	7.4	7.6	7.9	7.8	8.0	8.3	8.5	8.3	8.5	8.8	9.1	8.8	9.0	9.3	9.6	9.3	9.5	9.8	10.2
	Hi Pr	248	267	282	294	278	300	316	330	317	341	360	375	361	388	410	427	406	437	461	481	448	482	509	531
	Lo Pr	115	122	133	142	121	129	141	150	126	134	146	156	132	141	153	163	138	147	161	171	143	152	166	177
	MBh	23.6	24.1	25.8	27.6	23.1	23.6	25.2	26.9	22.5	23.0	24.6	26.3	22.0	22.5	24.0	25.7	20.9	21.3	22.8	24.4	19.3	19.8	21.1	22.6
	S/T	0.9	0.9	0.7	0.5	1.0	0.9	0.7	0.6	1.0	0.9	0.8	0.6	1.0	1.0	0.8	0.6	1.0	1.0	0.8	0.6	1.0	1.0	0.8	0.6
	ΔT	26	25	21	17	26	25	22	17	26	25	22	17	26	25	22	17	24	25	22	17	23	23	20	16
	kW	1.7	1.7	1.8	1.8	1.8	1.9	1.9	2.0	1.9	2.0	2.0	2.1	2.0	2.1	2.2	2.2	2.1	2.2	2.2	2.3	2.2	2.2	2.3	2.4
	Amps	6.7	6.9	7.1	7.3	7.2	7.4	7.6	7.8	7.8	7.9	8.2	8.5	8.3	8.4	8.7	9.0	8.7	8.9	9.2	9.6	9.2	9.4	9.7	10.1
Hi Pr	246	264	279	291	276	297	313	327	313	337	356	372	357	384	406	423	402	432	456	476	444	478	504	526	
Lo Pr	113	121	132	140	120	127	139	148	125	132	145	154	131	139	152	162	137	146	159	170	142	151	165	175	
MBh	21.8	22.3	23.8	25.5	21.3	21.8	23.3	24.9	20.8	21.3	22.7	24.3	20.3	20.7	22.2	23.7	19.3	19.7	21.0	22.5	17.9	18.2	19.5	20.8	
S/T	0.9	0.8	0.7	0.5	0.9	0.9	0.7	0.5	1.0	0.9	0.7	0.5	1.0	0.9	0.8	0.6	1.0	1.0	0.8	0.6	1.0	1.0	0.8	0.6	
ΔT	26	25	22	17	27	25	22	18	27	25	22	18	27	26	22	18	26	25	22	18	25	24	21	16	
kW	1.7	1.7	1.8	1.8	1.8	1.8	1.9	1.9	1.9	1.9	2.0	2.1	2.0	2.0	2.1	2.2	2.1	2.1	2.2	2.3	2.1	2.2	2.3	2.3	
Amps	6.5	6.7	6.9	7.1	7.0	7.2	7.4	7.6	7.6	7.7	8.0	8.3	8.0	8.2	8.5	8.8	8.5	8.7	9.0	9.3	9.0	9.2	9.5	9.8	
Hi Pr	238	256	271	282	267	288	304	317	304	327	346	360	346	373	394	410	390	419	443	462	430	463	489	510	
Lo Pr	110	117	128	136	116	124	135	144	121	128	140	149	127	135	147	157	133	141	154	164	138	146	160	170	
85	MBh	24.8	25.2	26.4	28.2	24.2	24.7	25.8	27.6	23.6	24.1	25.2	26.9	23.0	23.5	24.6	26.2	21.9	22.3	23.4	24.9	20.3	20.7	21.6	23.1
	S/T	1.0	1.0	0.9	0.7	1.0	1.0	0.9	0.8	1.0	1.0	0.8	0.7	1.0	1.0	0.9	0.8	1.0	1.0	0.9	0.8	1.0	1.0	0.8	0.8
	ΔT	26	26	24	21	25	25	25	21	24	25	25	21	24	24	25	22	23	23	24	21	21	21	22	20
	kW	1.7	1.8	1.8	1.9	1.9	1.9	2.0	2.0	2.0	2.0	2.1	2.1	2.1	2.1	2.2	2.2	2.2	2.2	2.3	2.4	2.2	2.3	2.4	2.4
	Amps	6.8	7.0	7.2	7.4	7.3	7.5	7.7	8.0	7.9	8.1	8.3	8.6	8.4	8.6	8.9	9.2	8.9	9.1	9.4	9.7	9.4	9.6	9.9	10.3
	Hi Pr	251	270	285	297	281	303	319	333	320	344	363	379	364	392	414	432	410	441	466	486	453	487	514	537
	Lo Pr	116	123	134	143	122	130	142	151	127	135	148	157	133	142	155	165	140	149	162	173	145	154	168	179
	MBh	24.0	24.5	25.7	27.4	23.5	23.9	25.1	26.8	22.9	23.4	24.5	26.1	22.4	22.8	23.9	25.5	21.2	21.7	22.7	24.2	19.7	20.1	21.0	22.4
	S/T	1.0	0.9	0.9	0.7	1.0	1.0	0.9	0.7	1.0	1.0	0.9	0.7	1.0	1.0	0.9	0.8	1.0	1.0	0.9	0.8	1.0	1.0	0.8	0.8
	ΔT	27	27	26	22	27	27	26	22	27	27	26	22	26	27	26	23	25	25	26	22	23	23	24	21
	kW	1.7	1.8	1.8	1.9	1.8	1.9	1.9	2.0	2.0	2.0	2.1	2.1	2.1	2.1	2.2	2.2	2.1	2.2	2.3	2.3	2.2	2.3	2.3	2.4
	Amps	6.8	6.9	7.1	7.4	7.3	7.4	7.6	7.9	7.8	8.0	8.3	8.5	8.3	8.5	8.8	9.1	8.8	9.0	9.3	9.6	9.3	9.5	9.8	10.2
Hi Pr	248	267	282	294	278	300	316	330	317	341	360	375	361	388	410	427	406	437	461	481	448	482	509	531	
Lo Pr	115	122	133	142	121	129	141	150	126	134	146	156	132	141	153	163	138	147	161	171	143	152	166	177	
MBh	22.2	22.6	23.7	25.3	21.7	22.1	23.1	24.7	21.2	21.6	22.6	24.1	20.6	21.0	22.0	23.5	19.6	20.0	20.9	22.3	18.2	18.5	19.4	20.7	
S/T	0.9	0.9	0.8	0.7	1.0	0.9	0.9	0.7	1.0	1.0	0.9	0.7	1.0	1.0	0.9	0.7	1.0	1.0	0.9	0.8	1.0	1.0	0.9	0.8	
ΔT	28	28	26	23	28	28	26	23	28	28	26	23	28	28	27	23	26	27	26	23	24	25	24	21	
kW	1.7	1.7	1.8	1.8	1.8	1.8	1.9	2.0	1.9	2.0	2.0	2.1	2.0	2.1	2.1	2.2	2.1	2.1	2.2	2.3	2.2	2.2	2.3	2.4	
Amps	6.6	6.7	6.9	7.2	7.1	7.2	7.5	7.7	7.6	7.8	8.0	8.3	8.1	8.3	8.6	8.9	8.6	8.8	9.1	9.4	9.1	9.3	9.6	9.9	
Hi Pr	241	259	273	285	270	291	307	320	307	330	349	364	350	376	397	415	393	423	447	466	435	468	494	515	
Lo Pr	111	118	129	137	117	125	136	145	122	130	142	151	128	136	149	158	134	143	156	166	139	148	161	172	

IDB: Entering Indoor Dry Bulb Temperature
 High and low pressures are measured at the liquid and suction access fittings.
 Shaded area reflects AHRI (TVA) conditions.
 Amps: Unit amps (comp.+ evaporator + condenser fan motors)
 kW = Total system power

EXPANDED COOLING DATA — GPG1330***M41

IDB		OUTDOOR AMBIENT TEMPERATURE																															
		65					75					85					95					105					115						
		59	63	67	71	75	59	63	67	71	75	59	63	67	71	75	59	63	67	71	75	59	63	67	71	75	59	63	67	71	75		
1125		28.0	29.0	31.8	-	27.4	28.4	31.1	-	26.7	27.7	30.3	-	26.1	27.0	29.6	-	24.8	25.7	28.1	-	22.9	23.8	26.1	-	24.8	25.7	28.1	-	22.9	23.8	26.1	-
70		0.8	0.7	0.5	-	0.8	0.7	0.5	-	0.8	0.7	0.5	-	0.8	0.7	0.5	-	0.9	0.8	0.5	-	0.9	0.8	0.5	-	0.9	0.8	0.5	-	0.9	0.8	0.5	-
1000		18	16	12	-	18	16	12	-	18	16	12	-	19	16	12	-	18	16	12	-	18	16	12	-	18	16	12	-	17	15	11	-
875		2.1	2.1	2.2	-	2.2	2.3	2.4	-	2.4	2.4	2.5	-	2.5	2.5	2.6	-	2.5	2.5	2.6	-	2.6	2.6	2.7	-	2.6	2.6	2.7	-	2.7	2.7	2.8	-
1125		7.7	7.9	8.1	-	8.3	8.5	8.7	-	8.9	9.1	9.4	-	8.9	9.1	9.4	-	9.4	9.7	10.0	-	10.1	10.3	10.7	-	10.1	10.3	10.7	-	10.7	10.9	11.3	-
1000		238	256	271	-	267	288	304	-	304	327	345	-	304	327	345	-	346	373	393	-	390	419	443	-	390	419	443	-	430	463	489	-
875		114	122	133	-	121	129	140	-	126	134	146	-	126	134	146	-	132	140	153	-	138	147	161	-	138	147	161	-	143	152	166	-
1125		27.2	28.2	30.9	-	26.6	27.5	30.2	-	25.9	26.9	29.5	-	25.3	26.2	28.7	-	24.0	24.9	27.3	-	22.3	23.1	25.3	-	24.0	24.9	27.3	-	22.3	23.1	25.3	-
1000		0.8	0.6	0.4	-	0.8	0.7	0.5	-	0.8	0.7	0.5	-	0.8	0.7	0.5	-	0.8	0.7	0.5	-	0.9	0.7	0.5	-	0.9	0.7	0.5	-	0.9	0.7	0.5	-
875		19	16	12	-	19	17	13	-	19	17	13	-	19	17	13	-	19	16	13	-	18	15	12	-	19	16	13	-	18	15	12	-
1125		2.1	2.1	2.2	-	2.2	2.3	2.3	-	2.4	2.4	2.5	-	2.4	2.4	2.5	-	2.5	2.5	2.6	-	2.6	2.6	2.7	-	2.6	2.6	2.7	-	2.7	2.7	2.8	-
1000		7.6	7.8	8.0	-	8.2	8.4	8.6	-	8.9	9.1	9.4	-	8.9	9.1	9.4	-	9.4	9.7	10.0	-	10.0	10.2	10.6	-	10.0	10.2	10.6	-	10.6	10.8	11.2	-
875		236	254	268	-	265	285	301	-	301	324	342	-	301	324	342	-	343	369	390	-	386	415	438	-	386	415	438	-	426	459	484	-
1125		113	120	131	-	120	127	139	-	124	132	144	-	124	132	144	-	131	139	152	-	137	146	159	-	137	146	159	-	142	151	164	-
1000		25.1	26.0	28.5	-	24.5	25.4	27.9	-	23.9	24.8	27.2	-	23.4	24.2	26.5	-	22.2	23.0	25.2	-	20.6	21.3	23.3	-	22.2	23.0	25.2	-	20.6	21.3	23.3	-
875		0.7	0.6	0.4	-	0.8	0.6	0.4	-	0.8	0.6	0.4	-	0.8	0.7	0.5	-	0.8	0.7	0.5	-	0.8	0.7	0.5	-	0.8	0.7	0.5	-	0.8	0.7	0.5	-
1125		19	17	13	-	20	17	13	-	20	17	13	-	20	17	13	-	20	17	13	-	19	17	13	-	19	17	13	-	18	16	12	-
1000		2.0	2.1	2.1	-	2.2	2.2	2.3	-	2.3	2.3	2.4	-	2.4	2.4	2.5	-	2.4	2.4	2.5	-	2.5	2.5	2.6	-	2.5	2.5	2.6	-	2.6	2.6	2.7	-
875		7.4	7.6	7.8	-	8.0	8.2	8.4	-	8.6	8.8	9.1	-	8.6	8.8	9.1	-	9.2	9.4	9.7	-	9.7	10.0	10.3	-	9.7	10.0	10.3	-	10.3	10.5	10.9	-
1125		229	246	260	-	257	276	292	-	292	314	332	-	292	314	332	-	333	358	378	-	374	403	425	-	374	403	425	-	413	445	470	-
1000		110	117	128	-	116	123	135	-	121	128	140	-	121	128	140	-	127	135	147	-	133	141	154	-	133	141	154	-	137	146	159	-
1125		28.5	29.3	31.8	34.1	27.8	28.7	31.0	33.3	27.2	28.0	30.3	32.5	26.5	27.3	29.5	31.7	25.2	25.9	28.1	30.1	23.3	24.0	26.0	27.9	25.2	25.9	28.1	30.1	23.3	24.0	26.0	27.9
1000		0.9	0.8	0.6	0.4	0.9	0.8	0.6	0.4	0.9	0.8	0.6	0.4	0.9	0.8	0.6	0.4	1.0	0.9	0.7	0.4	1.0	0.9	0.7	0.4	1.0	0.9	0.7	0.4	1.0	0.9	0.7	0.4
875		21	19	16	11	21	20	16	11	21	20	16	11	21	20	16	11	21	20	16	11	21	19	15	10	21	20	16	11	21	19	15	10
1125		2.1	2.1	2.2	2.3	2.3	2.3	2.4	2.4	2.4	2.4	2.5	2.6	2.5	2.6	2.6	2.7	2.6	2.6	2.7	2.8	2.7	2.8	2.9	2.8	2.7	2.7	2.8	2.9	2.8	2.9	2.8	2.9
1000		7.8	7.9	8.2	8.5	8.3	8.5	8.8	9.1	9.0	9.2	9.5	9.9	9.6	9.8	10.1	10.5	10.2	10.4	10.8	11.2	10.8	11.0	11.4	11.8	10.8	11.0	11.2	10.8	11.0	11.4	11.8	
875		241	259	273	285	270	291	307	320	307	330	349	364	350	376	397	415	393	423	447	466	435	468	494	515	435	468	494	515	468	500	515	
1125		116	123	134	143	122	130	142	151	127	135	147	157	133	142	155	165	140	149	162	173	144	154	168	179	144	154	168	179	168	177	179	
1000		27.7	28.5	30.8	33.1	27.0	27.8	30.1	32.3	26.4	27.2	29.4	31.6	25.7	26.5	28.7	30.8	24.5	25.2	27.3	29.2	22.7	23.3	25.2	27.1	24.5	25.2	27.3	29.2	22.7	23.3	25.2	27.1
875		0.9	0.8	0.6	0.4	0.9	0.8	0.6	0.4	0.9	0.8	0.6	0.4	0.9	0.8	0.6	0.4	1.0	0.9	0.7	0.4	1.0	0.9	0.7	0.4	1.0	0.9	0.7	0.4	1.0	0.9	0.7	0.4
1125		22	20	17	11	22	20	17	12	22	20	17	12	22	21	17	12	22	20	17	11	21	19	16	11	21	20	17	11	21	19	16	11
1000		2.1	2.1	2.2	2.3	2.2	2.3	2.4	2.4	2.4	2.4	2.5	2.6	2.5	2.6	2.6	2.7	2.6	2.6	2.7	2.8	2.7	2.8	2.9	2.8	2.7	2.7	2.8	2.9	2.8	2.9	2.8	2.9
875		7.7	7.9	8.1	8.4	8.3	8.5	8.7	9.0	8.9	9.1	9.4	9.8	9.5	9.7	10.1	10.4	10.1	10.3	10.7	11.1	10.7	10.9	11.3	11.7	10.7	10.9	11.3	11.7	11.3	11.7	11.7	
1125		238	256	271	282	267	288	304	317	304	327	346	360	346	373	394	410	390	419	443	462	430	463	489	510	430	463	489	510	489	510	510	
1000		114	122	133	141	121	129	140	149	126	134	146	155	132	140	153	163	138	147	161	171	143	152	166	177	143	152	166	177	166	177	177	
875		25.5	26.3	28.5	30.5	24.9	25.7	27.8	29.8	24.4	25.1	27.1	29.1	23.8	24.5	26.5	28.4	22.6	23.2	25.2	27.0	20.9	21.5	23.3	25.0	22.6	23.2	25.2	27.0	20.9	21.5	23.3	25.0
1125		0.8	0.7	0.6	0.4	0.9	0.8	0.6	0.4	0.9	0.8	0.6	0.4	0.9	0.8	0.6	0.4	0.9	0.8	0.6	0.4	1.0	0.9	0.6	0.4	0.9	0.8	0.6	0.4	1.0	0.9	0.6	0.4
1000		22	21	17	12	23	21	17	12	23	21	17	12	23	21	17	12	22	21	17	12	21	19	16	11	21	21	17	12	21	19	16	11
875		2.0	2.1	2.1	2.2	2.2	2.2	2.3	2.4	2.3	2.4	2.5	2.6	2.4	2.5	2.6	2.6	2.5	2.6	2.7	2.7	2.6	2.7	2.8	2.8	2.6	2.6	2.7	2.7	2.6	2.7	2.8	2.8
1125		7.5	7.7	7.9	8.2	8.1	8.2	8.5	8.8	8.7	8.9	9.2	9.5	9.3	9.5	9.8	10.1	9.8	10.1	10.4	10.8	10.4	10.6	11.0	11.4	10.4	10.6	11.0	11.4	11.0	11.4	11.4	
1000		231	249	263	274	259	279	295	307	295	317	335	350	336	361	382	398	378	407	429	448	418	449	474	495	418	449	474	495	474	495	495	
875		111	118	129	137	117	125	136	145	122	130	141	151	128	136	149	158	134	143	156	166	139	148	161	172	139	148	161	172	161	172	172	

IDB: Entering Indoor Dry Bulb Temperature
 High and low pressures are measured at the liquid and suction access fittings.
 Shaded area reflects ACCA (TVA) conditions.
 Amps: Unit amps (comp.+ evaporator + condenser fan motors)
 kW = Total system power

EXPANDED COOLING DATA — GPG1330***M41 (CONT.)

IDB		OUTDOOR AMBIENT TEMPERATURE																																																																																																																																																																																																																																																																																																																																																																																																																																																																																																																																																																																																																																																																																																																																																																																																																																																																																																																																																																																																																																																																																																																																																																																														
		65						75						85						95						105						115																																																																																																																																																																																																																																																																																																																																																																																																																																																																																																																																																																																																																																																																																																																																																																																																																																																																																																																																																																																																																																																																																																																																																																
		59	63	67	71	75	79	59	63	67	71	75	79	59	63	67	71	75	79	59	63	67	71	75	79	59	63	67	71	75	79	59	63	67	71	75	79																																																																																																																																																																																																																																																																																																																																																																																																																																																																																																																																																																																																																																																																																																																																																																																																																																																																																																																																																																																																																																																																																																																																																											
1125		29.0	29.6	31.7	33.9	33.1	27.7	28.3	30.2	32.3	27.0	27.6	29.5	31.5	25.6	26.2	28.0	29.9	23.7	24.3	25.9	27.7	21.0	21.6	23.2	25.0	26.8	28.6	30.4	32.2	26.0	26.6	28.4	30.2	24.0	24.6	26.4	28.2	22.0	22.6	24.4	26.2	20.0	20.6	22.4	24.2	18.0	18.6	20.4	22.2	16.0	16.6	18.4	20.2	14.0	14.6	16.4	18.2	12.0	12.6	14.4	16.2	10.0	10.6	12.4	14.2	8.0	8.6	10.4	12.2	6.0	6.6	8.4	10.2	4.0	4.6	6.4	8.2	2.0	2.6	4.4	6.2	0.0	0.6	2.4	4.2	-1.8	-1.2	0.6	2.4	4.2	6.0	7.8	9.6	11.4	13.2	15.0	16.8	18.6	20.4	22.2	24.0	25.8	27.6	29.4	31.2	33.0	34.8	36.6	38.4	40.2	42.0	43.8	45.6	47.4	49.2	51.0	52.8	54.6	56.4	58.2	60.0	61.8	63.6	65.4	67.2	69.0	70.8	72.6	74.4	76.2	78.0	79.8	81.6	83.4	85.2	87.0	88.8	90.6	92.4	94.2	96.0	97.8	99.6	101.4	103.2	105.0	106.8	108.6	110.4	112.2	114.0	115.8	117.6	119.4	121.2	123.0	124.8	126.6	128.4	130.2	132.0	133.8	135.6	137.4	139.2	141.0	142.8	144.6	146.4	148.2	150.0	151.8	153.6	155.4	157.2	159.0	160.8	162.6	164.4	166.2	168.0	169.8	171.6	173.4	175.2	177.0	178.8	180.6	182.4	184.2	186.0	187.8	189.6	191.4	193.2	195.0	196.8	198.6	200.4	202.2	204.0	205.8	207.6	209.4	211.2	213.0	214.8	216.6	218.4	220.2	222.0	223.8	225.6	227.4	229.2	231.0	232.8	234.6	236.4	238.2	240.0	241.8	243.6	245.4	247.2	249.0	250.8	252.6	254.4	256.2	258.0	259.8	261.6	263.4	265.2	267.0	268.8	270.6	272.4	274.2	276.0	277.8	279.6	281.4	283.2	285.0	286.8	288.6	290.4	292.2	294.0	295.8	297.6	299.4	301.2	303.0	304.8	306.6	308.4	310.2	312.0	313.8	315.6	317.4	319.2	321.0	322.8	324.6	326.4	328.2	330.0	331.8	333.6	335.4	337.2	339.0	340.8	342.6	344.4	346.2	348.0	349.8	351.6	353.4	355.2	357.0	358.8	360.6	362.4	364.2	366.0	367.8	369.6	371.4	373.2	375.0	376.8	378.6	380.4	382.2	384.0	385.8	387.6	389.4	391.2	393.0	394.8	396.6	398.4	400.2	402.0	403.8	405.6	407.4	409.2	411.0	412.8	414.6	416.4	418.2	420.0	421.8	423.6	425.4	427.2	429.0	430.8	432.6	434.4	436.2	438.0	439.8	441.6	443.4	445.2	447.0	448.8	450.6	452.4	454.2	456.0	457.8	459.6	461.4	463.2	465.0	466.8	468.6	470.4	472.2	474.0	475.8	477.6	479.4	481.2	483.0	484.8	486.6	488.4	490.2	492.0	493.8	495.6	497.4	499.2	501.0	502.8	504.6	506.4	508.2	510.0	511.8	513.6	515.4	517.2	519.0	520.8	522.6	524.4	526.2	528.0	529.8	531.6	533.4	535.2	537.0	538.8	540.6	542.4	544.2	546.0	547.8	549.6	551.4	553.2	555.0	556.8	558.6	560.4	562.2	564.0	565.8	567.6	569.4	571.2	573.0	574.8	576.6	578.4	580.2	582.0	583.8	585.6	587.4	589.2	591.0	592.8	594.6	596.4	598.2	600.0	601.8	603.6	605.4	607.2	609.0	610.8	612.6	614.4	616.2	618.0	619.8	621.6	623.4	625.2	627.0	628.8	630.6	632.4	634.2	636.0	637.8	639.6	641.4	643.2	645.0	646.8	648.6	650.4	652.2	654.0	655.8	657.6	659.4	661.2	663.0	664.8	666.6	668.4	670.2	672.0	673.8	675.6	677.4	679.2	681.0	682.8	684.6	686.4	688.2	690.0	691.8	693.6	695.4	697.2	699.0	700.8	702.6	704.4	706.2	708.0	709.8	711.6	713.4	715.2	717.0	718.8	720.6	722.4	724.2	726.0	727.8	729.6	731.4	733.2	735.0	736.8	738.6	740.4	742.2	744.0	745.8	747.6	749.4	751.2	753.0	754.8	756.6	758.4	760.2	762.0	763.8	765.6	767.4	769.2	771.0	772.8	774.6	776.4	778.2	780.0	781.8	783.6	785.4	787.2	789.0	790.8	792.6	794.4	796.2	798.0	799.8	801.6	803.4	805.2	807.0	808.8	810.6	812.4	814.2	816.0	817.8	819.6	821.4	823.2	825.0	826.8	828.6	830.4	832.2	834.0	835.8	837.6	839.4	841.2	843.0	844.8	846.6	848.4	850.2	852.0	853.8	855.6	857.4	859.2	861.0	862.8	864.6	866.4	868.2	870.0	871.8	873.6	875.4	877.2	879.0	880.8	882.6	884.4	886.2	888.0	889.8	891.6	893.4	895.2	897.0	898.8	900.6	902.4	904.2	906.0	907.8	909.6	911.4	913.2	915.0	916.8	918.6	920.4	922.2	924.0	925.8	927.6	929.4	931.2	933.0	934.8	936.6	938.4	940.2	942.0	943.8	945.6	947.4	949.2	951.0	952.8	954.6	956.4	958.2	960.0	961.8	963.6	965.4	967.2	969.0	970.8	972.6	974.4	976.2	978.0	979.8	981.6	983.4	985.2	987.0	988.8	990.6	992.4	994.2	996.0	997.8	999.6	1001.4	1003.2	1005.0	1006.8	1008.6	1010.4	1012.2	1014.0	1015.8	1017.6	1019.4	1021.2	1023.0	1024.8	1026.6	1028.4	1030.2	1032.0	1033.8	1035.6	1037.4	1039.2	1041.0	1042.8	1044.6	1046.4	1048.2	1050.0	1051.8	1053.6	1055.4	1057.2	1059.0	1060.8	1062.6	1064.4	1066.2	1068.0	1069.8	1071.6	1073.4	1075.2	1077.0	1078.8	1080.6	1082.4	1084.2	1086.0	1087.8	1089.6	1091.4	1093.2	1095.0	1096.8	1098.6	1100.4	1102.2	1104.0	1105.8	1107.6	1109.4	1111.2	1113.0	1114.8	1116.6	1118.4	1120.2	1122.0	1123.8	1125.6	1127.4	1129.2	1131.0	1132.8	1134.6	1136.4	1138.2	1140.0	1141.8	1143.6	1145.4	1147.2	1149.0	1150.8	1152.6	1154.4	1156.2	1158.0	1159.8	1161.6	1163.4	1165.2	1167.0	1168.8	1170.6	1172.4	1174.2	1176.0	1177.8	1179.6	1181.4	1183.2	1185.0	1186.8	1188.6	1190.4	1192.2	1194.0	1195.8	1197.6	1199.4	1201.2	1203.0	1204.8	1206.6	1208.4	1210.2	1212.0	1213.8	1215.6	1217.4	1219.2	1221.0	1222.8	1224.6	1226.4	1228.2	1230.0	1231.8	1233.6	1235.4	1237.2	1239.0	1240.8	1242.6	1244.4	1246.2	1248.0	1249.8	1251.6	1253.4	1255.2	1257.0	1258.8	1260.6	1262.4	1264.2	1266.0	1267.8	1269.6	1271.4	1273.2	1275.0	1276.8	1278.6	1280.4	1282.2	1284.0	1285.8	1287.6	1289.4	1291.2	1293.0	1294.8	1296.6	1298.4	1300.2	1302.0	1303.8	1305.6	1307.4	1309.2	1311.0	1312.8	1314.6	1316.4	1318.2	1320.0	1321.8	1323.6	1325.4	1327.2	1329.0	1330.8	1332.6	1334.4	1336.2	1338.0	1339.8	1341.6	1343.4	1345.2	1347.0	1348.8	1350.6	1352.4	1354.2	1356.0	1357.8	1359.6	1361.4	1363.2	1365.0	1366.8	1368.6	1370.4	1372.2	1374.0	1375.8	1377.6	1379.4	1381.2	1383.0	1384.8	1386.6	1388.4	1390.2	1392.0	1393.8	1395.6	1397.4	1399.2	1401.0	1402.8	1404.6	1406.4	1408.2	1410.0	1411.8	1413.6	1415.4	1417.2	1419.0	1420.8	1422.6	1424.4	1426.2	1428.0	1429.8	1431.6	1433.4	1435.2	1437.0	1438.8	1440.6	1442.4	1444.2	1446.0	1447.8	1449.6	1451.4	1453.2	1455.0	1456.8	1458.6	1460.4	1462.2	1464.0	1465.8	1467.6	1469.4	1471.2	1473.0	1474.8	1476.6	1478.4	1480.2	1482.0	1483.8	1485.6	1487.4	1489.2	1491.0	1492.8	1494.6	1496.4	1498.2	1500.0	1501.8	1503.6	1505.4	1507.2	1509.0	1510.8	1512.6	1514.4	1516.2	1518.0	1519.8	1521.6	1523.4	1525.2	1527.0	1528.8	1530.6	1532.4	1534.2	1536.0	1537.8	1539.6	1541.4	1543.2	1545.0	1546.8	1548.6	1550.4	1552.2	1554.0	1555.8	1557.6	1559.4	1561.2	1563.0	1564.8	1566.6	1568.4	1570.2	1572.0	1573.8	1575.6	1577.4	1579.2	1581.0	1582.8	1584.6	1586.4	1588.2	1590.0	1591.8	1593.6	1595.4	1597.2	1599.0	1600.8	1602.6	1604.4	1606.2	1608.0	1609.8	1611.6	1613.4	1615.2	1617.0	1618.8	1620.6	1622.4	1624.2	1626.0	1627.8	1629.6	1631.4	1633.2	1635.0	1636.8	1638.6	1640.4	1642.2	1644.0	1645.8	1647.6	1649.4	1651.2	1653.0	1654.8	1656.6	1658.4	1660.2	1662.0	1663.8	1665.6	1667.4	1669.2	1671.0	1672.8	1674.6	1676.4	1678.2	1680.0	1681.8	1683.6	1685.4	1687.2	1689.0	1690.8	1692.6	1694.4	1696.2	1698.0	1699.8	1701.6	1703.4	1705.2	1707.0	1708.8	1710.6	1712.4	1714.2	1716.0	1717.8	1719.6	1721.4	1723.2	1725.0	1726.8	1728.6	1730.4	1732.2	1734.0	1735.8	1737.6	1739.4	1741.2	1743.0	1744.8	1746.6	1748.4	1750.2	1752.0	1753.8	1755.6	1757.4	1759.2	1761.0	1762.8	1764.6	1766.4	1768.2	1770.0	1771.8	1773.6	1775.4	1777.2	1779.0	1780.8	1782.6	1784.4	1786.2	1788.0	1789.8	1791.6	1793.4	1795.2	1797.0	1798.8	1800.6	1802.4	1804.2	1806.0	1807.8	1809.6	1811.4	1813.2	1815.0	1816.8	1818.6	1820.4	1822.2	1824.0	1825.8	1827.6	1829.4	1831.2	1833.0	1834.8	1836.6	1838.4	1840.2	1842.0	1843.8	1845.6	1847.4	1849.2	1851.0	1852.8	1854.6	1856.4	1858.2	1860.0	1861.8	1863.6	1865.4	1867.2	1869.0	1870.8	1872.6	1874.4	1876.2	1878.0	1879.8	1881.6	1883.4	1885.2	1887.0	1888.8	1890.6	1892.4	1894.2	1896.0	1897.8	1899.6	1901.4	1903.2	1905.0	1906.8	1908.6	1910.4	1912.2	191

EXPANDED COOLING DATA — GPG1336***M41 (CONT.)

IDB		OUTDOOR AMBIENT TEMPERATURE																							
		65				75				85				95				105				115			
		59	63	67	71	59	63	67	71	59	63	67	71	59	63	67	71	59	63	67	71	59	63	67	71
		ENTERING INDOOR WET BULB TEMPERATURE																							
		1350																							
80	MBh	36.3	37.1	39.6	42.4	35.5	36.2	38.7	41.4	34.6	35.4	37.8	40.4	33.8	34.5	36.9	39.4	32.1	32.8	35.0	37.4	29.7	30.4	32.4	34.7
	S/T	1.0	0.9	0.7	0.6	1.0	0.9	0.8	0.6	1.0	1.0	0.8	0.6	1.0	1.0	0.8	0.6	1.0	1.0	0.8	0.6	1.0	1.0	0.9	0.6
	ΔT	25	23	20	16	24	23	20	16	24	23	20	16	23	24	20	16	22	22	20	16	20	21	19	15
	kW	2.6	2.7	2.7	2.8	2.8	2.9	3.0	3.0	3.0	3.0	3.1	3.2	3.1	3.2	3.3	3.4	3.3	3.3	3.4	3.5	3.4	3.4	3.5	3.7
	Amps	11.3	11.5	11.8	12.2	12.0	12.3	12.6	13.0	12.9	13.1	13.5	13.9	13.6	13.9	14.3	14.8	14.4	14.7	15.1	15.6	15.1	15.4	15.9	16.4
	Hi Pr	255	274	289	302	286	307	325	338	325	350	369	385	370	398	420	438	416	448	473	493	460	495	523	545
	Lo Pr	114	121	132	141	120	128	140	149	125	133	145	154	131	140	152	162	137	146	160	170	142	151	165	176
	MBh	35.3	36.0	38.5	41.1	34.4	35.2	37.6	40.2	33.6	34.3	36.7	39.2	32.8	33.5	35.8	38.3	31.2	31.8	34.0	36.4	28.9	29.5	31.5	33.7
	S/T	0.9	0.9	0.7	0.5	1.0	0.9	0.7	0.5	1.0	0.9	0.8	0.6	1.0	1.0	0.8	0.6	1.0	1.0	0.8	0.6	1.0	1.0	0.8	0.6
	ΔT	25	24	21	17	25	24	21	17	25	24	21	17	25	24	21	17	24	24	21	17	22	23	20	16
kW	2.6	2.6	2.7	2.8	2.8	2.8	2.9	3.0	3.0	3.0	3.1	3.2	3.1	3.2	3.3	3.4	3.2	3.2	3.3	3.4	3.3	3.4	3.5	3.6	
Amps	11.2	11.4	11.7	12.1	11.9	12.2	12.5	12.9	12.8	13.0	13.4	13.8	13.5	13.8	14.2	14.7	14.3	14.6	15.0	15.5	15.0	15.3	15.8	16.3	
Hi Pr	252	271	286	299	283	304	321	335	322	346	365	381	366	394	416	434	412	443	468	488	455	490	517	540	
Lo Pr	113	120	131	139	119	127	138	147	124	132	144	153	130	138	151	161	136	145	158	168	141	150	163	174	
MBh	32.5	33.2	35.5	38.0	31.8	32.5	34.7	37.1	31.0	31.7	33.9	36.2	30.3	30.9	33.0	35.3	28.8	29.4	31.4	33.6	26.6	27.2	29.1	31.1	
S/T	0.9	0.8	0.7	0.5	0.9	0.9	0.7	0.5	1.0	0.9	0.7	0.5	1.0	0.9	0.7	0.6	1.0	1.0	0.8	0.6	1.0	1.0	0.8	0.6	
ΔT	25	24	21	17	26	25	21	17	26	25	22	17	26	25	22	17	26	25	21	17	24	23	20	16	
kW	2.5	2.6	2.7	2.7	2.7	2.8	2.9	2.9	2.9	3.0	3.1	3.2	3.0	3.1	3.2	3.3	3.1	3.2	3.3	3.4	3.3	3.3	3.4	3.5	
Amps	10.9	11.1	11.4	11.8	11.6	11.9	12.2	12.6	12.5	12.7	13.1	13.5	13.2	13.5	13.9	14.3	13.9	14.2	14.6	15.1	14.6	14.9	15.4	15.9	
Hi Pr	244	263	278	290	274	295	312	325	312	336	354	370	355	382	404	421	400	430	454	474	442	475	502	523	
Lo Pr	109	116	127	135	115	123	134	143	120	128	139	148	126	134	146	156	132	140	153	163	137	145	159	169	
		1350																							
85	MBh	36.9	37.7	39.4	42.1	36.1	36.8	38.5	41.1	35.2	35.9	37.6	40.1	34.4	35.0	36.7	39.1	32.6	33.3	34.9	37.2	30.2	30.8	32.3	34.4
	S/T	1.0	1.0	0.9	0.7	1.0	1.0	0.9	0.7	1.0	1.0	0.9	0.8	1.0	1.0	0.9	0.8	1.0	1.0	0.9	0.8	1.0	1.0	0.8	0.8
	ΔT	25	25	24	21	25	25	24	21	24	24	24	21	23	24	24	21	22	23	24	21	21	21	22	19
	kW	2.6	2.7	2.8	2.9	2.8	2.9	3.0	3.1	3.0	3.1	3.2	3.3	3.1	3.2	3.3	3.4	3.3	3.3	3.5	3.6	3.4	3.5	3.6	3.7
	Amps	11.3	11.6	11.9	12.2	12.1	12.3	12.7	13.1	13.0	13.2	13.6	14.1	13.7	14.0	14.4	14.9	14.5	14.8	15.2	15.7	15.2	15.6	16.0	16.6
	Hi Pr	257	277	292	305	288	310	328	342	328	353	373	389	374	402	425	443	420	452	478	498	464	500	528	550
	Lo Pr	115	122	133	142	121	129	141	150	126	134	146	156	132	141	154	164	139	148	161	172	144	153	167	178
	MBh	35.9	36.6	38.3	40.9	35.0	35.7	37.4	39.9	34.2	34.9	36.5	39.0	33.4	34.0	35.6	38.0	31.7	32.3	33.8	36.1	29.4	29.9	31.3	33.4
	S/T	1.0	0.9	0.8	0.7	1.0	1.0	0.9	0.7	1.0	1.0	0.9	0.7	1.0	1.0	0.9	0.8	1.0	1.0	0.9	0.8	1.0	1.0	0.8	0.8
	ΔT	27	26	25	21	27	27	25	22	26	27	25	22	26	26	25	22	24	25	25	22	22	23	23	20
kW	2.6	2.7	2.7	2.8	2.8	2.9	3.0	3.0	3.0	3.0	3.1	3.2	3.1	3.2	3.3	3.4	3.3	3.3	3.4	3.5	3.4	3.4	3.5	3.7	
Amps	11.3	11.5	11.8	12.2	12.0	12.3	12.6	13.0	12.9	13.1	13.5	13.9	13.6	13.9	14.3	14.8	14.4	14.7	15.1	15.6	15.1	15.4	15.9	16.4	
Hi Pr	255	274	289	302	286	307	325	338	325	350	369	385	370	398	420	438	416	448	473	493	460	495	523	545	
Lo Pr	114	121	132	141	120	128	140	149	125	133	145	154	131	140	152	162	137	146	160	170	142	151	165	176	
MBh	33.1	33.7	35.3	37.7	32.3	33.0	34.5	36.8	31.6	32.2	33.7	36.0	30.8	31.4	32.9	35.1	29.3	29.8	31.2	33.3	27.1	27.6	28.9	30.9	
S/T	0.9	0.9	0.8	0.7	1.0	0.9	0.8	0.7	1.0	1.0	0.9	0.7	1.0	1.0	0.9	0.7	1.0	1.0	0.9	0.8	1.0	1.0	0.9	0.8	
ΔT	27	27	25	22	27	27	26	22	28	27	26	22	27	27	26	22	26	26	25	22	24	24	24	21	
kW	2.6	2.6	2.7	2.8	2.7	2.8	2.9	3.0	2.9	3.0	3.1	3.2	3.0	3.1	3.2	3.3	3.2	3.2	3.3	3.5	3.3	3.4	3.5	3.6	
Amps	11.0	11.2	11.5	11.9	11.7	12.0	12.3	12.7	12.6	12.8	13.2	13.6	13.3	13.6	14.0	14.4	14.0	14.3	14.7	15.2	14.8	15.1	15.5	16.0	
Hi Pr	247	266	281	293	277	298	315	328	315	339	358	373	359	386	408	425	404	434	459	478	446	480	507	529	
Lo Pr	110	117	128	136	117	124	135	144	121	129	141	150	127	135	148	157	133	142	155	165	138	147	160	171	

IDB: Entering indoor Dry Bulb Temperature
 High and low pressures are measured at the liquid and suction access fittings.
 Shaded area reflects AHRI (TVA) conditions.
 Amps: Unit amps (comp.+ evaporator + condenser fan motors)
 kW = Total system power

EXPANDED COOLING DATA — GPG1342***M41

IDB		OUTDOOR AMBIENT TEMPERATURE																																			
		65						75						85						95						105						115					
		AIRFLOW		59		63		67		71		59		63		67		71		59		63		67		71		59		63		67		71			
		ENTERING INDOOR WET BULB TEMPERATURE		59		63		67		71		59		63		67		71		59		63		67		71		59		63		67		71			
70	1440	MBh	39.7	41.1	45.1	-	38.8	40.2	44.0	-	37.8	39.2	43.0	-	36.9	38.3	41.9	-	35.1	36.4	39.8	-	32.5	33.7	36.9	-	0.9	0.7	0.5	-	0.9	0.7	0.5	-			
		S/T	0.8	0.6	0.4	-	0.8	0.7	0.5	-	0.8	0.7	0.5	-	0.8	0.7	0.5	-	0.8	0.7	0.5	-	0.9	0.7	0.5	-	1.8	1.6	1.2	-	1.8	1.6	1.2	-			
		ΔT	19	17	13	-	20	17	13	-	20	17	13	-	20	17	13	-	19	17	13	-	17	15	11	-	3.7	3.8	3.9	-	3.7	3.8	3.9	-			
		kW	2.9	3.0	3.1	-	3.1	3.2	3.3	-	3.3	3.4	3.5	-	3.5	3.5	3.7	-	3.6	3.7	3.8	-	3.6	3.7	3.8	-	16.9	17.3	17.8	-	16.9	17.3	17.8	-			
		Amps	12.6	12.9	13.2	-	13.5	13.7	14.1	-	14.4	14.7	15.1	-	15.3	15.6	16.0	-	16.1	16.5	16.9	-	16.1	16.5	16.9	-	428	460	486	-	428	460	486	-			
		Hi Pr	237	255	269	-	266	286	302	-	302	325	343	-	344	370	391	-	387	417	440	-	387	417	440	-	141	150	164	-	141	150	164	-			
	Lo Pr	113	120	131	-	119	127	138	-	124	132	144	-	130	138	151	-	136	145	158	-	136	145	158	-	131	139	148	-	131	139	148	-				
	1125	MBh	38.5	39.9	43.8	-	37.6	39.0	42.7	-	36.7	38.1	41.7	-	35.8	37.1	40.7	-	34.1	35.3	38.7	-	31.5	32.7	35.8	-	0.8	0.7	0.5	-	0.8	0.7	0.5	-			
		S/T	0.7	0.6	0.4	-	0.8	0.6	0.4	-	0.8	0.6	0.4	-	0.8	0.7	0.5	-	0.8	0.7	0.5	-	0.8	0.7	0.5	-	19	16	12	-	19	16	12	-			
		ΔT	20	17	13	-	20	18	13	-	20	18	13	-	21	18	14	-	21	18	14	-	21	18	14	-	3.6	3.7	3.8	-	3.6	3.7	3.8	-			
		kW	2.9	3.0	3.0	-	3.1	3.2	3.3	-	3.3	3.4	3.5	-	3.4	3.5	3.6	-	3.4	3.5	3.6	-	3.4	3.5	3.6	-	16.8	17.2	17.7	-	16.8	17.2	17.7	-			
		Amps	12.5	12.8	13.1	-	13.4	13.6	14.0	-	14.3	14.6	15.0	-	15.2	15.5	15.9	-	16.0	16.3	16.8	-	16.0	16.3	16.8	-	424	456	481	-	424	456	481	-			
Hi Pr		234	252	266	-	263	283	299	-	299	322	340	-	341	367	387	-	383	413	436	-	383	413	436	-	139	148	162	-	139	148	162	-				
Lo Pr	112	119	130	-	118	125	137	-	122	130	142	-	129	137	149	-	125	133	145	-	125	133	145	-	131	139	152	-	131	139	152	-					
75	1440	MBh	40.4	41.6	45.8	-	39.4	40.6	43.9	47.2	38.5	39.6	42.9	46.0	37.5	38.7	41.8	44.9	35.7	36.7	39.7	42.7	33.0	34.0	36.8	39.5	1.0	0.9	0.7	0.4	1.0	0.9	0.7	0.4			
		S/T	0.9	0.8	0.6	0.4	0.9	0.8	0.6	0.4	0.9	0.8	0.6	0.4	0.9	0.8	0.6	0.4	0.9	0.8	0.6	0.4	1.0	0.9	0.7	0.4	2.1	1.9	1.6	1.1	2.1	1.9	1.6	1.1			
		ΔT	22	21	17	12	23	21	17	12	23	21	17	12	23	21	17	12	23	21	17	12	23	21	17	12	3.9	3.8	4.0	4.1	3.9	3.8	4.0	4.1			
		kW	3.0	3.0	3.1	3.2	3.2	3.2	3.3	3.4	3.4	3.3	3.4	3.5	3.6	3.5	3.6	3.7	3.8	3.6	3.7	3.8	3.9	3.6	3.7	3.8	4.0	17.1	17.5	18.0	18.6	17.1	17.5	18.0	18.6		
		Amps	12.7	13.0	13.3	13.7	13.6	13.8	14.2	14.7	14.6	14.9	15.3	15.8	15.4	15.7	16.2	16.7	17.2	16.2	16.6	17.1	17.6	16.2	16.6	17.1	17.6	432	465	491	512	432	465	491	512		
		Hi Pr	239	257	272	283	268	289	305	318	305	328	347	362	348	374	395	412	444	391	421	444	464	391	421	444	464	142	151	165	176	142	151	165	176		
	Lo Pr	114	121	132	141	120	128	140	149	125	133	145	155	131	140	152	162	162	138	146	160	170	142	151	165	176	32.1	33.0	35.7	38.4	32.1	33.0	35.7	38.4			
	1125	MBh	39.2	40.3	43.7	46.9	38.3	39.4	42.7	45.8	37.4	38.5	41.6	44.7	36.5	37.5	40.6	43.6	34.6	35.7	38.6	41.4	32.1	33.0	35.7	38.4	0.8	0.7	0.6	0.4	0.9	0.8	0.6	0.4			
		S/T	0.8	0.7	0.6	0.4	0.9	0.8	0.6	0.4	0.9	0.8	0.6	0.4	0.9	0.8	0.6	0.4	0.9	0.8	0.6	0.4	1.0	0.9	0.7	0.4	2.2	2.0	1.7	1.1	2.2	2.0	1.7	1.1			
		ΔT	23	21	18	12	24	22	18	12	24	22	18	12	24	22	18	12	24	22	18	12	23	22	18	12	3.9	3.8	3.9	4.0	3.7	3.8	3.9	4.0			
		kW	2.9	3.0	3.1	3.2	3.1	3.2	3.3	3.4	3.4	3.3	3.4	3.5	3.6	3.5	3.7	3.8	3.6	3.7	3.8	3.9	3.6	3.7	3.8	3.9	16.9	17.3	17.8	18.4	16.9	17.3	17.8	18.4			
		Amps	12.6	12.9	13.2	13.6	13.5	13.7	14.1	14.6	14.4	14.7	15.2	15.6	15.3	15.6	16.0	16.6	16.1	16.5	16.9	17.5	17.5	16.9	17.3	17.8	18.4	428	460	486	507	428	460	486	507		
Hi Pr		237	255	269	281	266	286	302	315	302	325	343	358	344	370	391	408	387	417	440	459	459	428	460	486	507	141	150	164	174	141	150	164	174			
Lo Pr	113	120	131	139	119	127	138	147	124	132	144	153	130	138	151	161	161	136	145	158	168	141	150	164	174	32.0	32.9	35.6	38.2	32.0	32.9	35.6	38.2				

IDB: Entering Indoor Dry Bulb Temperature
 High and low pressures are measured at the liquid and suction access fittings.
 Shaded area reflects ACCA (TVA) conditions.
 kW = Total system power
 Amps: Unit amps (comp. + evaporator + condenser fan motors)

EXPANDED COOLING DATA — GPG1342***M41 (CONT.)

IDB		OUTDOOR AMBIENT TEMPERATURE																							
		65				75				85				95				105				115			
		59	63	67	71	59	63	67	71	59	63	67	71	59	63	67	71	59	63	67	71	59	63	67	71
		ENTERING INDOOR WET BULB TEMPERATURE																							
		1440																							
		80																							
		1125																							
		85																							
		1125																							

IDB: Entering Indoor Dry Bulb Temperature
 High and low pressures are measured at the liquid and suction access fittings.
 Shaded area reflects AHRI (TVA) conditions.
 Amps: Unit amps (comp.+ evaporator + condenser fan motors)
 kW = Total system power

EXPANDED COOLING DATA — GPG1348***M41

IDB		OUTDOOR AMBIENT TEMPERATURE																																																																																																																																																																																																																																																																																																																																																																																																																															
		65						75						85						95						105						115																																																																																																																																																																																																																																																																																																																																																																																																	
		59	63	67	71	75	79	59	63	67	71	75	79	59	63	67	71	75	79	59	63	67	71	75	79	59	63	67	71	75	79	59	63	67	71	75	79																																																																																																																																																																																																																																																																																																																																																																																												
1700		MBh	45.4	47.0	51.5	-	44.3	45.9	50.3	-	43.3	44.9	49.1	-	42.2	43.8	47.9	-	40.1	41.6	45.5	-	37.2	38.5	42.2	-	MBh	44.7	46.3	50.8	-	43.7	45.3	49.6	-	42.6	44.2	48.4	-	41.6	43.1	47.2	-	39.5	41.0	44.9	-	36.6	37.9	41.6	-	S/T	0.8	0.7	0.5	-	0.8	0.6	0.4	-	0.8	0.7	0.5	-	0.8	0.7	0.5	-	0.9	0.7	0.5	-	0.9	0.7	0.5	-	S/T	0.7	0.6	0.4	-	0.7	0.6	0.4	-	0.8	0.6	0.4	-	0.8	0.7	0.5	-	0.9	0.7	0.5	-	0.9	0.7	0.5	-	ΔT	19	17	13	-	19	17	13	-	20	18	13	-	21	18	14	-	21	18	13	-	20	18	13	-	ΔT	20	17	13	-	20	18	13	-	20	18	13	-	21	18	14	-	21	18	13	-	20	18	13	-	kW	3.3	3.3	3.4	-	3.5	3.6	3.7	-	3.7	3.8	3.9	-	3.9	3.9	4.1	-	4.0	4.1	4.2	-	4.2	4.2	4.4	-	kW	3.3	3.3	3.4	-	3.5	3.6	3.7	-	3.7	3.8	3.9	-	3.9	3.9	4.1	-	4.0	4.1	4.2	-	4.2	4.2	4.4	-	Amps	15.9	16.2	16.6	-	16.9	17.2	17.6	-	17.9	18.2	18.6	-	18.8	19.1	19.6	-	19.7	20.1	20.6	-	20.6	21.0	21.6	-	Amps	15.9	16.1	16.5	-	16.8	17.1	17.5	-	17.9	18.2	18.6	-	18.8	19.1	19.6	-	19.7	20.1	20.6	-	20.6	21.0	21.6	-	Hi Pr	241	259	274	-	270	291	307	-	308	331	349	-	348	374	395	-	391	421	445	-	432	465	491	-	Hi Pr	241	259	274	-	270	291	307	-	308	331	349	-	348	374	395	-	391	421	445	-	432	465	491	-	Lo Pr	115	123	134	-	122	129	141	-	126	135	147	-	132	140	153	-	138	147	161	-	143	152	166	-	Lo Pr	114	122	133	-	121	129	140	-	126	134	146	-	132	140	153	-	138	147	161	-	143	152	166	-																																																																		
70		MBh	41.3	42.8	46.9	-	40.3	41.8	45.8	-	39.4	40.8	44.7	-	38.4	39.8	43.6	-	36.5	37.8	41.4	-	33.8	35.0	38.4	-	MBh	41.3	42.8	46.9	-	40.3	41.8	45.8	-	39.4	40.8	44.7	-	38.4	39.8	43.6	-	36.5	37.8	41.4	-	33.8	35.0	38.4	-	S/T	0.7	0.6	0.4	-	0.7	0.6	0.4	-	0.8	0.6	0.4	-	0.8	0.7	0.5	-	0.8	0.7	0.5	-	0.8	0.7	0.5	-	S/T	0.7	0.6	0.4	-	0.7	0.6	0.4	-	0.8	0.6	0.4	-	0.8	0.7	0.5	-	0.8	0.7	0.5	-	0.8	0.7	0.5	-	ΔT	21	18	14	-	21	18	14	-	21	18	14	-	21	18	14	-	21	18	14	-	21	18	14	-	ΔT	21	18	14	-	21	18	14	-	21	18	14	-	21	18	14	-	21	18	14	-	21	18	14	-	kW	3.2	3.3	3.3	-	3.4	3.5	3.6	-	3.6	3.7	3.8	-	3.8	3.9	4.0	-	3.9	4.0	4.1	-	4.1	4.1	4.3	-	kW	3.2	3.3	3.3	-	3.4	3.5	3.6	-	3.6	3.7	3.8	-	3.8	3.9	4.0	-	3.9	4.0	4.1	-	4.1	4.1	4.3	-	Amps	15.5	15.8	16.2	-	16.4	16.7	17.1	-	17.5	17.8	18.3	-	18.4	18.7	19.2	-	19.3	19.7	20.2	-	20.2	20.6	21.1	-	Amps	15.5	15.8	16.2	-	16.4	16.7	17.1	-	17.5	17.8	18.3	-	18.4	18.7	19.2	-	19.3	19.7	20.2	-	20.2	20.6	21.1	-	Hi Pr	232	250	264	-	260	280	296	-	296	319	337	-	337	363	383	-	380	408	431	-	419	451	477	-	Hi Pr	232	250	264	-	260	280	296	-	296	319	337	-	337	363	383	-	380	408	431	-	419	451	477	-	Lo Pr	111	118	129	-	117	125	136	-	122	130	141	-	128	136	149	-	134	143	156	-	139	148	161	-	Lo Pr	111	118	129	-	117	125	136	-	122	130	141	-	128	136	149	-	134	143	156	-	139	148	161	-																																																																		
75		MBh	46.2	47.5	51.4	55.2	45.1	46.4	50.2	53.9	44.0	45.3	49.0	52.6	42.9	44.2	47.8	51.4	40.8	42.0	45.5	48.8	37.8	38.9	42.1	45.2	MBh	46.2	47.5	51.4	55.2	45.1	46.4	50.2	53.9	44.0	45.3	49.0	52.6	42.9	44.2	47.8	51.4	40.8	42.0	45.5	48.8	37.8	38.9	42.1	45.2	S/T	0.9	0.8	0.6	0.4	0.9	0.8	0.6	0.4	0.9	0.8	0.6	0.4	0.9	0.8	0.6	0.4	0.9	0.8	0.6	0.4	1.0	0.9	0.7	0.4	1.0	0.9	0.7	0.4	S/T	0.8	0.8	0.6	0.4	0.9	0.8	0.6	0.4	0.9	0.8	0.6	0.4	0.9	0.8	0.6	0.4	0.9	0.8	0.6	0.4	1.0	0.9	0.7	0.4	1.0	0.9	0.7	0.4	ΔT	22	20	17	12	22	21	17	12	22	21	17	12	22	21	17	12	22	21	17	12	22	21	17	12	22	20	17	11	11	ΔT	23	22	18	12	24	22	18	12	24	22	18	12	24	22	18	12	24	22	18	12	24	22	18	12	24	22	17	11	11	kW	3.3	3.4	3.5	3.6	3.5	3.6	3.7	3.8	3.7	3.8	3.9	4.1	3.9	4.0	4.1	4.3	4.4	4.2	4.1	4.2	4.3	4.4	4.2	4.3	4.4	4.6	4.6	4.6	4.6	kW	3.3	3.4	3.5	3.6	3.5	3.6	3.7	3.8	3.7	3.8	3.9	4.1	3.9	4.0	4.1	4.3	4.4	4.2	4.1	4.2	4.3	4.4	4.2	4.3	4.4	4.6	4.6	4.6	4.6	Amps	16.0	16.3	16.7	17.2	17.0	17.3	17.7	18.2	18.1	18.4	18.9	19.4	19.0	19.4	19.9	20.5	20.0	20.3	20.9	21.5	20.9	21.3	21.9	22.6	22.6	22.6	22.6	22.6	22.6	22.6	Amps	16.0	16.3	16.7	17.2	17.0	17.3	17.7	18.2	18.1	18.4	18.9	19.4	19.0	19.4	19.9	20.5	20.0	20.3	20.9	21.5	20.9	21.3	21.9	22.6	22.6	22.6	22.6	22.6	22.6	22.6	Hi Pr	243	262	277	289	273	294	310	324	311	334	353	368	354	381	402	419	398	428	452	472	440	473	500	521	521	521	521	521	521	521	Hi Pr	243	262	277	289	273	294	310	324	311	334	353	368	354	381	402	419	398	428	452	472	440	473	500	521	521	521	521	521	521	521	Lo Pr	116	124	135	144	123	131	143	152	128	136	148	158	134	143	156	166	141	150	163	174	145	155	169	180	180	180	180	180	180	180	180	Lo Pr	116	124	135	144	123	131	143	152	128	136	148	158	134	143	156	166	141	150	163	174	145	155	169	180	180	180	180	180	180	180	180
1330		MBh	42.0	43.2	46.8	50.2	41.0	42.2	45.7	49.0	40.0	41.2	44.6	47.9	39.0	40.2	43.5	46.7	37.1	38.2	41.3	44.4	34.4	35.4	38.3	41.1	MBh	42.0	43.2	46.8	50.2	41.0	42.2	45.7	49.0	40.0	41.2	44.6	47.9	39.0	40.2	43.5	46.7	37.1	38.2	41.3	44.4	34.4	35.4	38.3	41.1	S/T	0.8	0.7	0.6	0.4	0.8	0.8	0.6	0.4	0.9	0.8	0.6	0.4	0.9	0.8	0.6	0.4	0.9	0.8	0.6	0.4	0.9	0.8	0.6	0.4	0.9	0.8	0.6	0.4	S/T	0.8	0.7	0.6	0.4	0.8	0.8	0.6	0.4	0.9	0.8	0.6	0.4	0.9	0.8	0.6	0.4	0.9	0.8	0.6	0.4	0.9	0.8	0.6	0.4	0.9	0.8	0.6	0.4	ΔT	24	22	18	12	24	22	18	12	24	22	18	12	24	22	18	12	24	22	18	12	24	22	18	12	24	22	17	12	12	12	ΔT	24	22	18	12	24	22	18	12	24	22	18	12	24	22	18	12	24	22	18	12	24	22	18	12	24	22	17	12	12	12	kW	3.2	3.3	3.4	3.5	3.4	3.5	3.6	3.7	3.6	3.7	3.8	3.9	3.6	3.7	3.8	3.9	4.0	4.1	4.0	4.0	4.2	4.3	4.1	4.2	4.3	4.4	4.4	4.4	4.4	4.4	kW	3.2	3.3	3.4	3.5	3.4	3.5	3.6	3.7	3.6	3.7	3.8	3.9	3.6	3.7	3.8	3.9	4.0	4.1	4.0	4.0	4.2	4.3	4.1	4.2	4.3	4.4	4.4	4.4	4.4	4.4	Amps	15.6	15.9	16.3	16.7	16.6	16.8	17.3	17.7	17.6	17.9	18.4	18.9	18.5	18.9	19.4	19.9	19.4	19.8	20.3	20.9	20.3	20.7	21.3	21.9	21.9	21.9	21.9	21.9	21.9	21.9	Amps	15.6	15.9	16.3	16.7	16.6	16.8	17.3	17.7	17.6	17.9	18.4	18.9	18.5	18.9	19.4	19.9	19.4	19.8	20.3	20.9	20.3	20.7	21.3	21.9	21.9	21.9	21.9	21.9	21.9	21.9	Hi Pr	234	252	266	278	263	283	299	312	299	322	340	355	341	367	387	404	383	413	436	454	424	456	481	502	502	502	502	502	502	502	Hi Pr	234	252	266	278	263	283	299	312	299	322	340	355	341	367	387	404	383	413	436	454	424	456	481	502	502	502	502	502	502	502	Lo Pr	112	119	130	139	118	126	138	146	123	131	143	152	129	138	150	160	135	144	157	168	140	149	163	173	173	173	173	173	173	173	Lo Pr	112	119	130	139	118	126	138	146	123	131	143	152	129	138	150													

EXPANDED COOLING DATA — GPG1348***M41 (CONT.)

IDB		OUTDOOR AMBIENT TEMPERATURE																																												
		65						75						85						95						105						115														
		59	63	67	71	75	79	59	63	67	71	75	79	59	63	67	71	75	79	59	63	67	71	75	79	59	63	67	71	75	79	59	63	67	71	75	79									
		ENTERING INDOOR WET BULB TEMPERATURE																																												
1700		MBh	47.0	48.0	51.3	54.8	45.9	46.9	50.1	53.5	44.8	45.8	48.9	52.3	43.7	44.7	47.7	51.0	41.5	42.4	45.3	48.4	41.5	42.4	45.3	48.4	38.5	39.3	42.0	44.9	1.0	0.9	0.7	0.6	1.0	0.9	0.8	0.6	1.0	0.9	0.8	0.6	1.0	0.9	0.8	0.6
		S/T	25	24	21	16	25	24	21	17	24	24	21	17	24	24	21	17	22	23	21	17	22	23	21	17	21	21	19	15	21	21	19	15	21	21	19	15	21	21	19	15	21	21	19	15
		ΔT	3.3	3.4	3.5	3.6	3.6	3.6	3.7	3.9	3.8	3.8	4.0	4.1	4.0	4.0	4.2	4.3	4.1	4.2	4.3	4.5	4.1	4.2	4.3	4.5	4.2	4.3	4.5	4.6	4.2	4.3	4.5	4.6	4.2	4.3	4.5	4.6	4.2	4.3	4.5	4.6				
		Amps	16.1	16.4	16.8	17.3	17.1	17.4	17.8	18.3	18.2	18.5	19.0	19.6	19.2	19.5	20.0	20.6	20.1	20.5	21.0	21.7	20.1	20.5	21.0	21.7	21.1	21.5	22.0	22.7	21.1	21.5	22.0	22.7	21.1	21.5	22.0	22.7	21.1	21.5	22.0	22.7				
		Hi Pr	246	265	279	291	276	297	314	327	314	338	357	372	357	385	406	424	402	433	457	477	402	433	457	477	444	478	505	527	444	478	505	527	444	478	505	527	444	478	505	527				
		Lo Pr	118	125	137	145	124	132	144	154	129	137	150	160	136	144	157	168	142	151	165	176	142	151	165	176	147	156	171	182	147	156	171	182	147	156	171	182	147	156	171	182				
80		MBh	46.3	47.3	50.5	54.0	45.2	46.2	49.4	52.8	44.1	45.1	48.2	51.5	43.1	44.0	47.0	50.2	40.9	41.8	44.7	47.7	40.9	41.8	44.7	47.7	37.9	38.7	41.4	44.2	37.9	38.7	41.4	44.2	37.9	38.7	41.4	44.2	37.9	38.7	41.4	44.2				
		S/T	0.9	0.9	0.7	0.5	1.0	0.9	0.7	0.6	1.0	0.9	0.8	0.6	1.0	1.0	0.8	0.6	1.0	1.0	0.8	0.6	1.0	1.0	0.8	0.6	1.0	1.0	0.8	0.6	1.0	1.0	0.8	0.6	1.0	1.0	0.8	0.6	1.0	1.0	0.8	0.6				
		ΔT	26	25	22	17	26	25	22	18	26	25	22	18	26	26	26	22	25	25	22	17	25	25	22	17	23	23	20	16	23	23	20	16	23	23	20	16	23	23	20	16				
		kW	3.3	3.4	3.5	3.6	3.5	3.6	3.7	3.8	3.7	3.8	3.9	4.1	3.9	4.0	4.1	4.3	4.1	4.2	4.3	4.4	4.1	4.2	4.3	4.4	4.2	4.3	4.4	4.6	4.2	4.3	4.4	4.6	4.2	4.3	4.4	4.6	4.2	4.3	4.4	4.6				
		Amps	16.1	16.3	16.7	17.2	17.0	17.3	17.7	18.2	18.1	18.4	18.9	19.5	19.1	19.4	19.9	20.5	20.0	20.4	20.9	21.6	20.0	20.4	20.9	21.6	20.9	21.4	21.9	22.6	20.9	21.4	21.9	22.6	20.9	21.4	21.9	22.6	20.9	21.4	21.9	22.6				
		Hi Pr	244	263	277	289	274	295	311	325	312	335	354	369	355	382	403	421	399	430	454	473	399	430	454	473	441	475	501	523	441	475	501	523	441	475	501	523	441	475	501	523				
		Lo Pr	117	124	136	144	123	131	143	153	128	136	149	159	135	143	156	167	141	150	164	175	141	150	164	175	146	155	169	180	146	155	169	180	146	155	169	180	146	155	169	180				
1330		MBh	42.7	43.6	46.6	49.9	41.7	42.6	45.6	48.7	40.7	41.6	44.5	47.5	39.7	40.6	43.4	46.4	37.8	38.6	41.2	44.1	37.8	38.6	41.2	44.1	35.0	35.7	38.2	40.8	35.0	35.7	38.2	40.8	35.0	35.7	38.2	40.8	35.0	35.7	38.2	40.8				
		S/T	0.9	0.8	0.7	0.5	0.9	0.9	0.7	0.5	1.0	0.9	0.7	0.5	1.0	0.9	0.8	0.6	1.0	1.0	0.8	0.6	1.0	1.0	0.8	0.6	1.0	1.0	0.8	0.6	1.0	1.0	0.8	0.6	1.0	1.0	0.8	0.6	1.0	1.0	0.8	0.6				
		ΔT	27	25	22	18	27	26	22	18	27	26	22	18	27	26	23	18	27	26	22	18	27	26	22	18	25	24	21	17	25	24	21	17	25	24	21	17	25	24	21	17				
		kW	3.2	3.3	3.4	3.5	3.5	3.5	3.6	3.7	3.7	3.7	3.8	4.0	3.8	3.9	4.0	4.2	4.0	4.1	4.2	4.3	4.0	4.1	4.2	4.3	4.1	4.2	4.3	4.5	4.1	4.2	4.3	4.5	4.1	4.2	4.3	4.5	4.1	4.2	4.3	4.5				
		Amps	15.7	16.0	16.4	16.8	16.7	17.0	17.4	17.9	17.7	18.1	18.5	19.0	18.7	19.0	19.5	20.1	19.6	19.9	20.5	21.1	19.6	19.9	20.5	21.1	20.5	20.9	21.4	22.1	20.5	20.9	21.4	22.1	20.5	20.9	21.4	22.1	20.5	20.9	21.4	22.1				
		Hi Pr	237	255	269	281	266	286	302	315	302	325	343	358	344	370	391	408	387	417	440	459	387	417	440	459	428	460	486	507	428	460	486	507	428	460	486	507	428	460	486	507				
		Lo Pr	113	120	131	140	120	127	139	148	124	132	144	154	131	139	152	162	137	146	159	169	137	146	159	169	142	151	164	175	142	151	164	175	142	151	164	175	142	151	164	175				
1700		MBh	47.8	48.7	51.0	54.4	46.7	47.6	49.8	53.2	45.6	46.5	48.7	51.9	44.5	45.3	47.5	50.6	42.2	43.1	45.1	48.1	42.2	43.1	45.1	48.1	39.1	39.9	41.8	44.6	39.1	39.9	41.8	44.6	39.1	39.9	41.8	44.6	39.1	39.9	41.8	44.6				
		S/T	1.0	1.0	0.9	0.7	1.0	1.0	0.9	0.7	1.0	1.0	0.9	0.7	1.0	1.0	0.9	0.8	1.0	1.0	0.8	0.6	1.0	1.0	0.8	0.6	1.0	1.0	0.8	0.6	1.0	1.0	0.8	0.6	1.0	1.0	0.8	0.6	1.0	1.0	0.8	0.6				
		ΔT	26	26	25	21	25	26	25	21	25	25	25	21	24	25	25	22	23	23	24	21	23	23	24	21	21	22	23	20	21	22	23	20	21	22	23	20	21	22	23	20				
		kW	3.4	3.4	3.5	3.6	3.6	3.7	3.8	3.9	3.8	3.9	4.0	4.1	4.0	4.1	4.2	4.3	4.1	4.2	4.4	4.5	4.1	4.2	4.4	4.5	4.3	4.4	4.5	4.6	4.3	4.4	4.5	4.6	4.3	4.4	4.5	4.6	4.3	4.4	4.5	4.6				
		Amps	16.2	16.5	16.9	17.4	17.2	17.5	18.0	18.5	18.3	18.7	19.1	19.7	19.3	19.7	20.2	20.8	20.3	20.6	21.2	21.8	20.3	20.6	21.2	21.8	21.2	21.6	22.2	22.9	21.2	21.6	22.2	22.9	21.2	21.6	22.2	22.9	21.2	21.6	22.2	22.9				
		Hi Pr	248	267	282	294	279	300	317	330	317	341	360	376	361	388	410	428	406	437	461	481	406	437	461	481	449	483	510	532	449	483	510	532	449	483	510	532	449	483	510	532				
		Lo Pr	119	126	138	147	125	133	146	155	130	139	151	161	137	146	159	169	143	153	167	177	143	153	167	177	148	158	172	184	148	158	172	184	148	158	172	184	148	158	172	184				
85		MBh	47.1	48.0	50.3	53.6	46.0	46.9	49.1	52.4	44.9	45.8	47.9	51.1	43.8	44.7	46.8	49.9	41.6	42.4	44.4	47.4	41.6	42.4	44.4	47.4	38.5	39.3	41.2	43.9	38.5	39.3	41.2	43.9	38.5	39.3	41.2	43.9	38.5	39.3	41.2	43.9				
		S/T	1.0	0.9	0.9	0.7	1.0	1.0	0.9	0.7	1.0	1.0	0.9	0.7	1.0	1.0	0.9	0.8	1.0	1.0	0.8	0.6	1.0	1.0	0.8	0.6	1.0	1.0	0.8	0.6	1.0	1.0	0.8	0.6	1.0	1.0	0.8	0.6	1.0	1.0	0.8	0.6				
		ΔT	28	27	26	22	28	28	26	23	27	28	26	23	26	27	26	23	25	26	26	23	25	26	26	23	23	24	24	21	23	24	24	21	23	24	24	21	23	24	24	21				
		kW	3.3	3.4	3.5	3.6	3.6	3.6	3.7	3.9	3.8	3.9	4.0	4.1	4.0	4.0	4.2	4.3	4.1	4.2	4.3	4.5	4.1	4.2	4.3	4.5	4.3	4.3	4.5	4.6	4.3	4.3	4.5	4.6	4.3	4.3	4.5	4.6	4.3	4.3	4.5	4.6				
		Amps	16.2	16.5	16.8	17.3	17.1	17.4	17.9	18.4	18.2	18.6	19.0	19.6	19.2	19.6	20.1	20.7	20.2	20.5	21.1	21.7	20.2	20.5	21.1	21.7	21.1	21.5	22.1	22.8	21.1	21.5	22.1	22.8	21.1	21.5	22.1	22.8	21.1	21.5	22.1	22.8				
		Hi Pr	247	265	280	292	277	298	314	328	315	339	358	373	358	386	407	425	403	434	458	478	403	434	458	478	446	479	506	528	446	479	50													

EXPANDED COOLING DATA — GPG1360***M41

IDB		OUTDOOR AMBIENT TEMPERATURE																																			
		65						75						85						95						105						115					
		59	63	67	71	59	63	67	71	59	63	67	71	59	63	67	71	59	63	67	71	59	63	67	71	59	63	67	71	59	63	67	71				
70	AirFLOW	56.3	58.4	64.0	-	55.0	57.0	62.5	-	53.7	55.7	61.0	-	52.4	54.3	59.5	-	49.8	51.6	56.5	-	48.3	50.1	54.9	-	44.8	46.4	50.9	-	44.8	46.4	50.9	-				
	MBh	0.8	0.6	0.4	-	0.8	0.7	0.5	-	0.8	0.7	0.5	-	0.8	0.7	0.5	-	0.8	0.7	0.5	-	0.8	0.7	0.5	-	0.8	0.7	0.5	-	0.8	0.7	0.5	-				
	S/T	19	17	13	-	20	17	13	-	20	17	13	-	20	17	13	-	20	17	13	-	20	17	13	-	20	17	13	-	20	17	13	-				
	ΔT	4.3	4.3	4.5	-	4.6	4.7	4.8	-	4.8	4.9	5.1	-	5.1	5.2	5.3	-	5.3	5.4	5.6	-	5.3	5.4	5.6	-	5.5	5.6	5.7	-	5.5	5.6	5.7	-				
	kW	18.0	18.4	18.9	-	19.2	19.6	20.2	-	20.7	21.1	21.7	-	21.9	22.3	23.0	-	23.1	23.6	24.3	-	23.1	23.6	24.3	-	24.3	24.9	25.6	-	24.3	24.9	25.6	-				
	Amps	241	260	274	-	271	291	308	-	308	331	350	-	351	377	399	-	395	425	448	-	395	425	448	-	436	469	495	-	436	469	495	-				
	Hi Pr	109	116	127	-	115	123	134	-	120	127	139	-	126	134	146	-	132	140	153	-	132	140	153	-	136	145	158	-	136	145	158	-				
	Lo Pr	54.7	56.7	62.1	-	53.4	55.4	60.7	-	52.2	54.1	59.2	-	50.9	52.7	57.8	-	48.3	50.1	54.9	-	48.3	50.1	54.9	-	44.8	46.4	50.9	-	44.8	46.4	50.9	-				
	MBh	0.7	0.6	0.4	-	0.8	0.6	0.4	-	0.8	0.6	0.4	-	0.8	0.7	0.5	-	0.8	0.7	0.5	-	0.8	0.7	0.5	-	0.8	0.7	0.5	-	0.8	0.7	0.5	-				
	S/T	20	18	13	-	21	18	13	-	21	18	13	-	21	18	14	-	21	18	13	-	20	18	13	-	19	16	13	-	19	16	13	-				
ΔT	4.2	4.3	4.4	-	4.5	4.6	4.8	-	4.8	4.9	5.1	-	5.0	5.1	5.3	-	5.2	5.3	5.5	-	5.2	5.3	5.5	-	5.4	5.5	5.7	-	5.4	5.5	5.7	-					
kW	17.9	18.2	18.7	-	19.1	19.5	20.0	-	20.5	20.9	21.5	-	21.7	22.2	22.8	-	22.9	23.4	24.1	-	22.9	23.4	24.1	-	24.1	24.7	25.4	-	24.1	24.7	25.4	-					
Amps	239	257	272	-	268	289	305	-	305	328	346	-	347	374	395	-	391	420	444	-	391	420	444	-	432	465	491	-	432	465	491	-					
Hi Pr	108	115	125	-	114	121	132	-	119	126	138	-	125	132	145	-	131	139	152	-	131	139	152	-	135	144	157	-	135	144	157	-					
Lo Pr	50.5	52.3	57.3	-	49.3	51.1	56.0	-	48.1	49.9	54.7	-	47.0	48.7	53.3	-	44.6	46.2	50.7	-	44.6	46.2	50.7	-	41.3	42.8	46.9	-	41.3	42.8	46.9	-					
MBh	0.7	0.6	0.4	-	0.7	0.6	0.4	-	0.7	0.6	0.4	-	0.8	0.6	0.4	-	0.8	0.7	0.5	-	0.8	0.7	0.5	-	0.8	0.7	0.5	-	0.8	0.7	0.5	-					
S/T	21	18	13	-	21	18	14	-	21	18	14	-	21	18	14	-	21	18	14	-	21	18	14	-	19	17	13	-	19	17	13	-					
ΔT	4.1	4.2	4.3	-	4.4	4.5	4.7	-	4.7	4.8	4.9	-	4.9	5.0	5.2	-	5.1	5.2	5.4	-	5.1	5.2	5.4	-	5.3	5.4	5.6	-	5.3	5.4	5.6	-					
kW	17.5	17.8	18.3	-	18.6	19.0	19.6	-	20.0	20.4	21.0	-	21.2	21.6	22.3	-	22.4	22.8	23.5	-	22.4	22.8	23.5	-	23.5	24.0	24.8	-	23.5	24.0	24.8	-					
Amps	232	249	263	-	260	280	296	-	296	318	336	-	337	363	383	-	379	408	431	-	379	408	431	-	419	451	476	-	419	451	476	-					
Hi Pr	105	111	122	-	111	118	129	-	115	122	134	-	121	129	140	-	127	135	147	-	127	135	147	-	131	139	152	-	131	139	152	-					
Lo Pr	57.3	59.0	63.9	68.5	56.0	57.6	62.4	66.9	54.6	56.3	60.9	65.3	53.3	54.9	59.4	63.8	50.6	52.1	56.4	60.6	46.9	48.3	52.3	56.1	46.9	48.3	52.3	56.1	46.9	48.3	52.3	56.1					
MBh	0.9	0.8	0.6	0.4	0.9	0.8	0.6	0.4	0.9	0.8	0.6	0.4	1.0	0.9	0.6	0.4	1.0	0.9	0.7	0.4	1.0	0.9	0.7	0.4	1.0	0.9	0.7	0.4	1.0	0.9	0.7	0.4					
S/T	23	21	17	12	23	21	17	12	23	21	17	12	23	21	17	12	23	21	17	12	23	21	17	12	23	21	17	12	23	21	17	12					
ΔT	4.3	4.4	4.5	4.6	4.6	4.7	4.8	5.0	4.9	5.0	5.1	5.3	5.1	5.2	5.4	5.6	5.3	5.4	5.6	5.8	5.5	5.6	5.8	6.0	5.5	5.6	5.8	6.0	5.5	5.6	5.8	6.0					
kW	18.1	18.5	19.0	19.6	19.4	19.8	20.3	21.0	20.8	21.3	21.9	22.6	22.1	22.5	23.2	24.0	23.3	23.8	24.5	25.3	24.5	25.3	26.7	26.7	24.5	25.1	25.8	26.7	24.5	25.1	25.8	26.7					
Amps	244	262	277	289	274	294	311	324	311	335	354	369	354	381	403	420	399	429	453	472	440	474	501	522	440	474	501	522	440	474	501	522					
Hi Pr	110	117	128	136	116	124	135	144	121	129	141	150	127	135	148	157	133	142	155	165	138	147	160	170	138	147	160	170	138	147	160	170					
Lo Pr	55.6	57.3	62.0	66.5	54.3	55.9	60.6	65.0	53.0	54.6	59.1	63.4	51.8	53.3	57.7	61.9	49.2	50.6	54.8	58.8	45.5	46.9	50.8	54.5	45.5	46.9	50.8	54.5	45.5	46.9	50.8	54.5					
MBh	0.8	0.7	0.6	0.4	0.9	0.8	0.6	0.4	0.9	0.8	0.6	0.4	0.9	0.8	0.6	0.4	0.9	0.8	0.6	0.4	1.0	0.9	0.6	0.4	1.0	0.9	0.6	0.4	1.0	0.9	0.6	0.4					
S/T	23	22	18	12	24	22	18	12	24	22	18	12	24	22	18	12	24	22	18	12	24	22	18	12	24	22	18	12	24	22	18	12					
ΔT	4.3	4.3	4.5	4.6	4.6	4.7	4.8	5.0	4.8	4.9	5.1	5.3	5.1	5.2	5.3	5.5	5.3	5.4	5.6	5.7	5.5	5.6	5.7	5.9	5.5	5.6	5.7	5.9	5.5	5.6	5.7	5.9					
kW	18.0	18.4	18.9	19.5	19.2	19.6	20.2	20.8	20.7	21.1	21.7	22.4	21.9	22.4	23.0	23.8	23.1	23.6	24.3	25.1	24.3	24.9	25.6	26.5	24.3	24.9	25.6	26.5	24.3	24.9	25.6	26.5					
Amps	241	260	274	286	271	291	308	321	308	331	350	365	351	378	399	416	395	425	449	468	436	469	496	517	436	469	496	517	436	469	496	517					
Hi Pr	109	116	127	135	115	123	134	143	120	127	139	148	126	134	146	156	132	140	153	163	136	145	158	169	136	145	158	169	136	145	158	169					
Lo Pr	51.3	52.9	57.2	61.4	50.2	51.6	55.9	60.0	49.0	50.4	54.6	58.6	47.8	49.2	53.2	57.1	45.4	46.7	50.6	54.3	42.0	43.3	46.8	50.3	42.0	43.3	46.8	50.3	42.0	43.3	46.8	50.3					
MBh	0.8	0.7	0.5	0.3	0.8	0.7	0.6	0.4	0.8	0.8	0.6	0.4	0.9	0.8	0.6	0.4	0.9	0.8	0.6	0.4	0.9	0.8	0.6	0.4	0.9	0.8	0.6	0.4	0.9	0.8	0.6	0.4					
S/T	24	22	18	12	24	22	18	12	24	22	18	12	24	22	18	12	24	22	18	12	24	22	18	12	24	22	18	12	24	22	18	12					
ΔT	4.2	4.2	4.4	4.5	4.5	4.6	4.7	4.8	4.7	4.8	5.0	5.1	5.0	5.1	5.2	5.4	5.2	5.3	5.4	5.6	5.2	5.3	5.4	5.6	5.3	5.4	5.6	5.8	5.4	5.5	5.7	5.9					
kW	17.6	17.9	18.4	19.0	18.8	19.2	19.7	20.3	20.2	20.6	21.2	21.9	21.4	21.8	22.4	23.2	22.6	23.0	23.7	24.5	23.7	24.2	25.0	25.8	23.7	24.2	25.0	25.8	23.7	24.2	25.0	25.8					
Amps	234	252	266	277	263	283	299	311	299	322	340	354	340	366	387	403	383	412	435	454	423	455	481	501	423	455	481	501	423	455	481	501					
Hi Pr	106	113	123	131	112	119	130	138	116	124	135	144	122	130	142	151	128	136	149	158	132	141	154	164	132	141	154	164	132	141	154	164					
Lo Pr	51.3	52.9	57.2	61.4	50.2	51.6	55.9	60.0	49.0	50.4	54.6	58.6	47.8	49.2	53.2	57.1	45.4	46.7	50.6	54.3	42.0	43.3	46.8	50.3	42.0	43.3	46.8	50.3	42.0	43.3	46.8	50.3					

IDB: Entering Indoor Dry Bulb Temperature
 High and low pressures are measured at the liquid and suction access fittings.
 Shaded area reflects ACCA (TVA) conditions.
 Amps: Unit amps (comp.+ evaporator + condenser fan motors)
 kW = Total system power

AIRFLOW DATA FOR PSC MOTORS

GPG13M— 2-TON MODELS

SPEED	HIGH		MED		LOW	
	E.S.P.	CFM	WATTS	CFM	WATTS	CFM
0.1	1,190	380	850	230	600	150
0.2	1,140	360	830	220	570	140
0.3	1,080	350	765	215	510	130
0.4	1,025	340	715	210	450	125
0.5	975	330	660	205	380	120
0.6	920	310	610	195	---	---
0.7	830	300	---	---	---	---
0.8	730	290	---	---	---	---

GPG13M— 2½-TON MODELS

SPEED	HIGH		MED		LOW	
	E.S.P.	CFM	WATTS	CFM	WATTS	CFM
0.1	1,370	509	1,261	452	1,056	350
0.2	1,310	492	1,221	442	1,010	339
0.3	1,262	489	1,174	428	971	343
0.4	1,208	475	1,125	414	937	329
0.5	1,140	453	1,063	398	878	318
0.6	1,081	440	1,004	380	811	306
0.7	1,006	425	919	368	723	291
0.8	879	403	796	371	545	259

GPG13M— 3-TON MODELS

SPEED	HIGH		MED		LOW	
	E.S.P.	CFM	WATTS	CFM	WATTS	CFM
0.1	1,462	596	1,337	471	1,029	346
0.2	1,398	563	1,265	452	982	334
0.3	1,326	550	1,227	448	946	329
0.4	1,260	534	1,159	429	888	313
0.5	1,188	513	1,073	405	823	304
0.6	1,090	496	1,008	393	750	287
0.7	997	478	895	371	668	271
0.8	852	454	760	346	454	238

GPG13M— 3½-TON MODELS

SPEED	HIGH		MED		LOW	
	E.S.P.	CFM	WATTS	CFM	WATTS	CFM
0.1	1,575	585	1,450	480	1,100	340
0.2	1,515	565	1,390	460	1,040	325
0.3	1,430	550	1,300	445	1,000	320
0.4	1,340	525	1,215	425	925	305
0.5	1,240	505	1,115	395	860	290
0.6	1,130	465	1,030	375	800	275
0.7	1,010	450	945	350	690	255
0.8	910	430	860	335	---	---

AIRFLOW DATA FOR EEM MOTORS

GPG13M– 4-TON UNITS

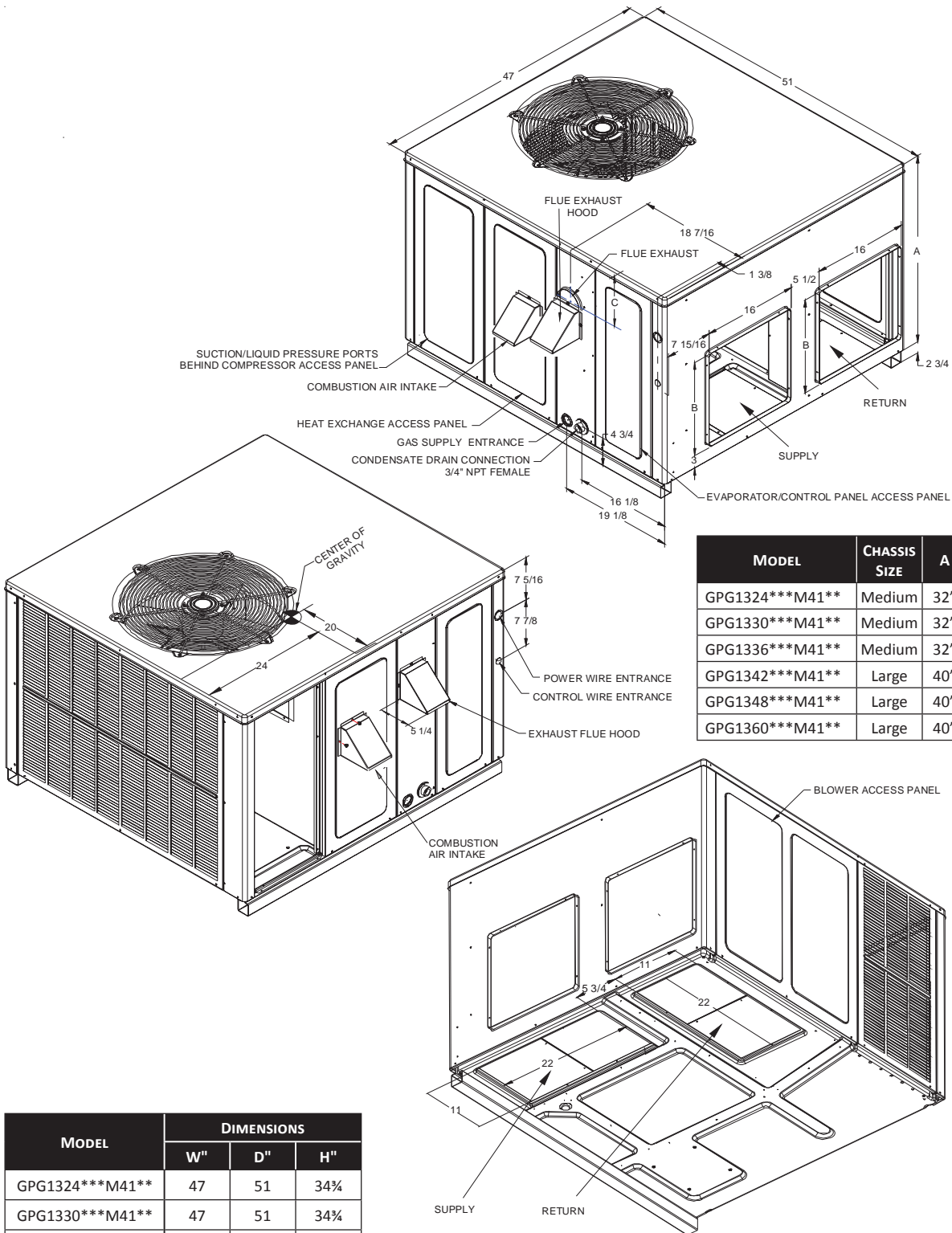
SPEED	T1 (HEATING)		T2 (HEATING)		T3 (HEATING)		T4 (COOLING)		T5 (COOLING)		
	E.S.P	CFM	WATTS	CFM	WATTS	CFM	WATTS	CFM	WATTS	CFM	WATTS
0.1	---	---	---	---	---	---	---	---	---	---	---
0.2	892	104	1,088	183	1,401	310	1,624	400	1,704	433	
0.3	824	112	1,024	191	1,345	318	1,573	408	1,655	440	
0.4	756	120	960	199	1,289	326	1,522	416	1,606	448	
0.5	687	128	897	207	1,233	333	1,472	424	1,558	456	
0.6	619	135	833	214	1,176	341	1,421	431	1,509	464	
0.7	551	143	770	222	1,120	349	1,370	439	1,460	472	
0.8	482	151	706	230	1,064	357	1,319	447	1,411	480	

GPG13M– 5-TON UNITS

SPEED	T1 (HEATING)		T2 (HEATING)		T3 (HEATING)		T4 (COOLING)		T5 (COOLING)		
	E.S.P	CFM	WATTS	CFM	WATTS	CFM	WATTS	CFM	WATTS	CFM	WATTS
0.1	1,100	97	1,445	305	1,762	496	1,878	566	2,080	688	
0.2	1,050	105	1,396	313	1,713	504	1,829	574	2,031	696	
0.3	1,001	113	1,346	321	1,664	512	1,780	582	1,982	704	
0.4	952	121	1,297	329	1,615	521	1,730	590	1,932	712	
0.5	903	129	1,248	337	1,566	529	1,681	598	1,883	720	
0.6	854	137	1,199	345	1,516	537	1,632	607	1,834	728	
0.7	804	145	1,149	353	1,467	545	1,583	615	1,785	736	
0.8	755	153	1,100	361	1,418	553	1,534	623	1,736	745	

PRODUCT SPECIFICATIONS

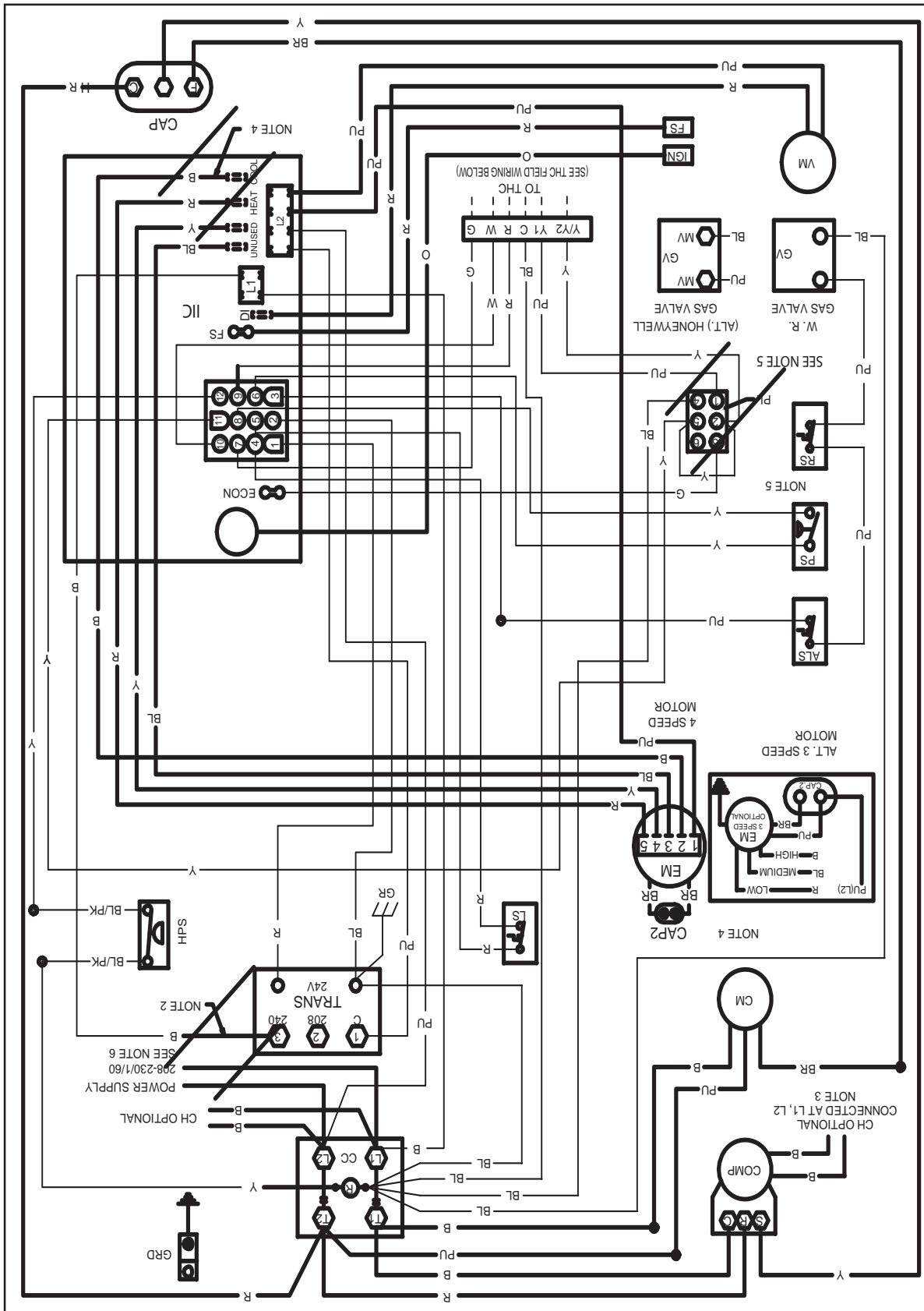
DIMENSIONS



MODEL	CHASSIS SIZE	A	B	C
GPG1324***M41**	Medium	32"	16"	9½"
GPG1330***M41**	Medium	32"	16"	9½"
GPG1336***M41**	Medium	32"	16"	9½"
GPG1342***M41**	Large	40"	18"	14"
GPG1348***M41**	Large	40"	18"	14"
GPG1360***M41**	Large	40"	18"	14"

MODEL	DIMENSIONS		
	W"	D"	H"
GPG1324***M41**	47	51	34¾"
GPG1330***M41**	47	51	34¾"
GPG1336***M41**	47	51	34¾"
GPG1342***M41**	47	51	42¾"
GPG1348***M41**	47	51	42¾"
GPG1360***M41**	47	51	42¾"

WIRING DIAGRAM — GPG1324-42M41**



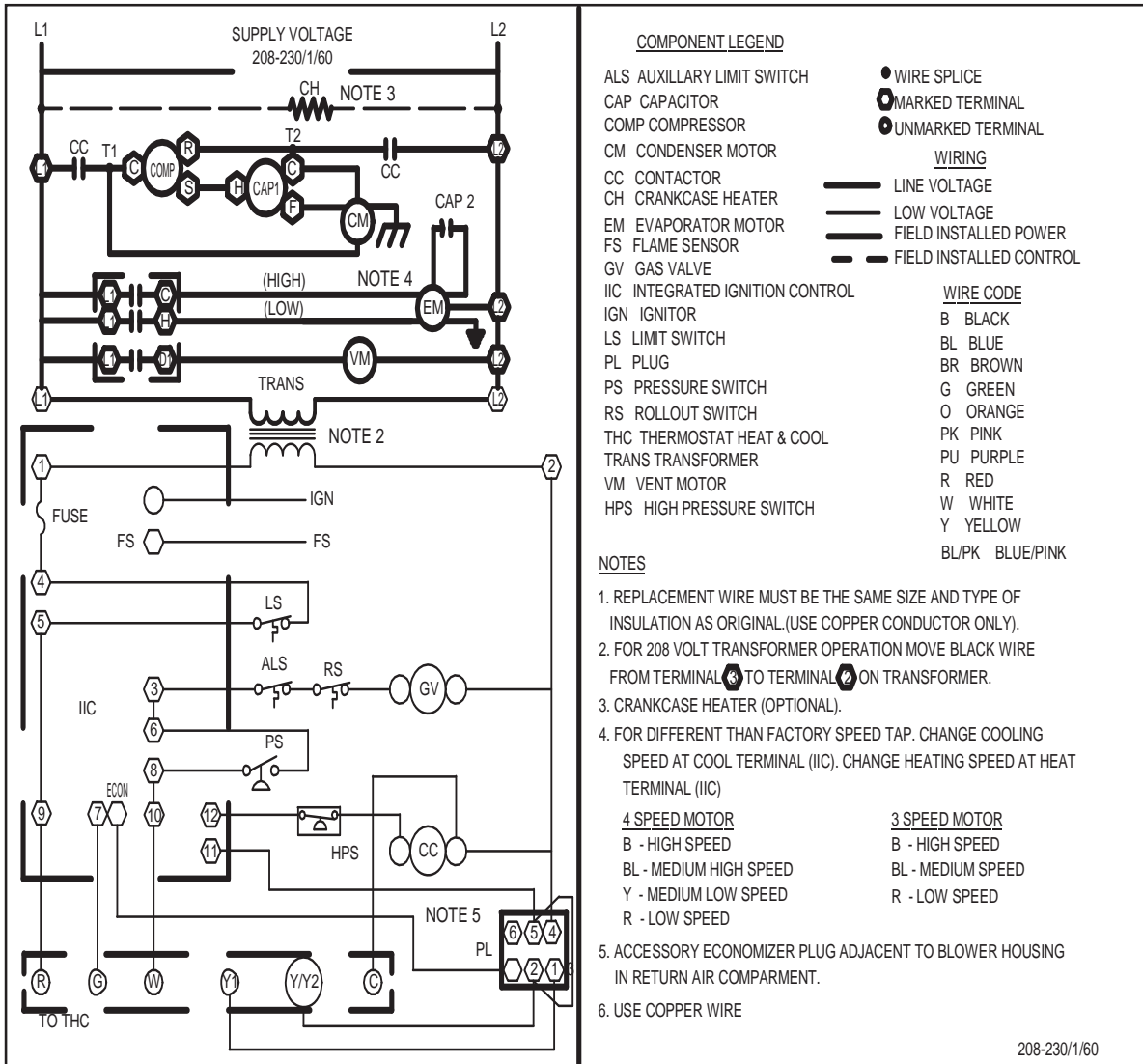
WARNING

⚡

High Voltage: Disconnect all power before servicing or installing this unit. Multiple power sources may be present. Failure to do so may cause property damage, personal injury, or death.

Wiring is subject to change. Always refer to the wiring diagram or the unit for the most up-to-date wiring.

WIRING DIAGRAM — GPG1324-42M41** (CONT.)



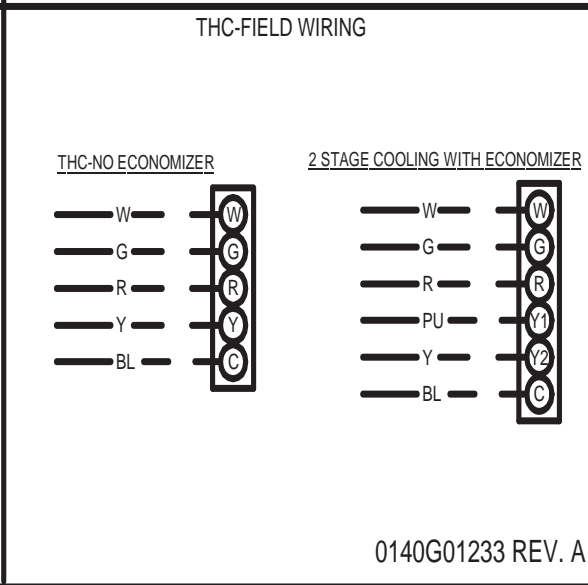
High Voltage: Disconnect all power before servicing or installing this unit. Multiple power sources may be present. Failure to do so may cause property damage, personal injury, or death.

WARNING

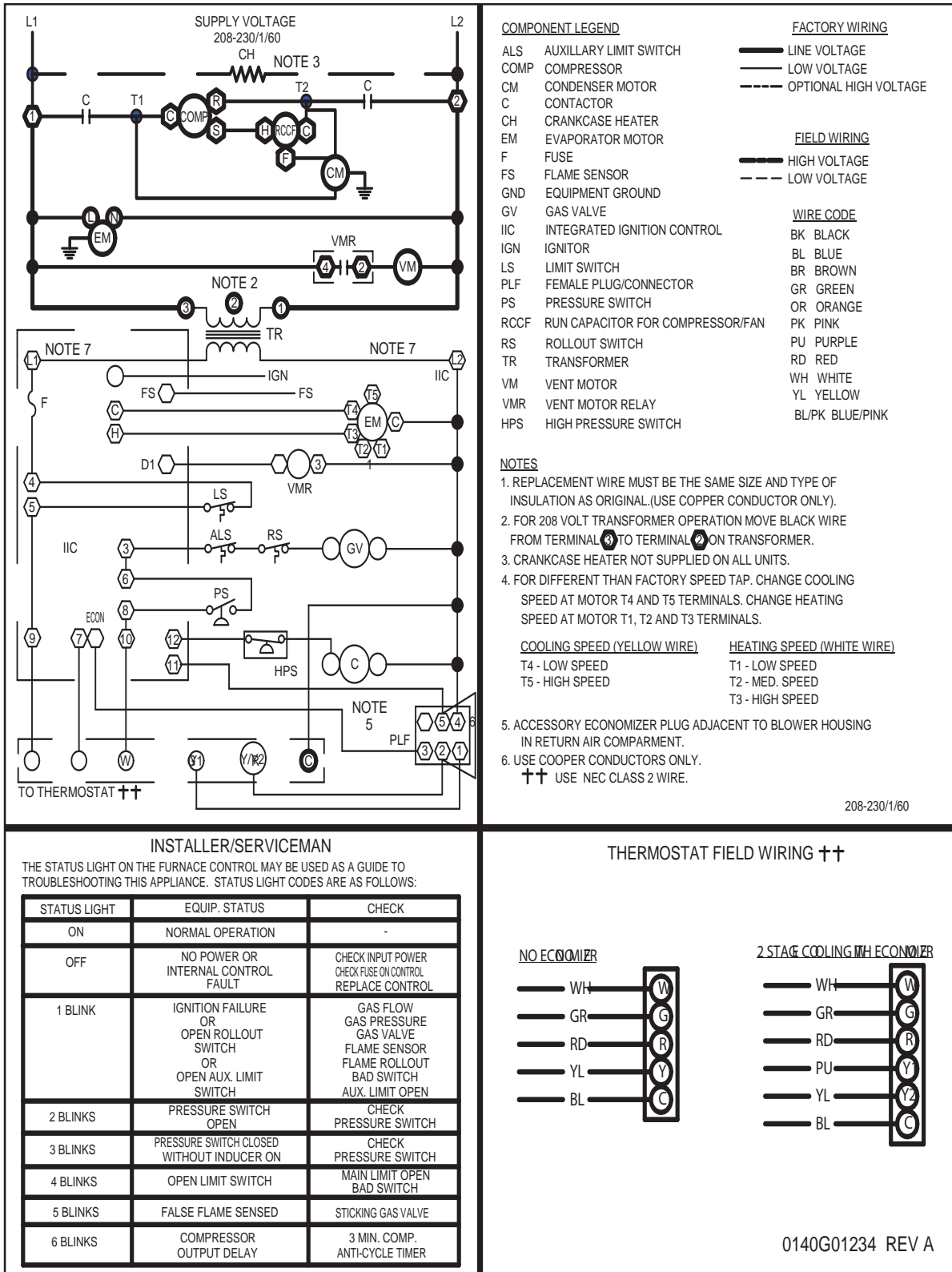
INSTALLER/SERVICEMAN

THE STATUS LIGHT ON THE FURNACE CONTROL MAY BE USED AS A GUIDE TO TROUBLESHOOTING THIS APPLIANCE. STATUS LIGHT CODES ARE AS FOLLOWS:

STATUS LIGHT	EQUIP. STATUS	CHECK
ON	NORMAL OPERATION	-
OFF	NO POWER OR INTERNAL CONTROL FAULT	CHECK INPUT POWER CHECK FUSE ON CONTROL REPLACE CONTROL
1 BLINK	IGNITION FAILURE OR OPEN ROLLOUT SWITCH OR OPEN AUX. LIMIT SWITCH	GAS FLOW GAS PRESSURE GAS VALVE FLAME SENSOR FLAME ROLLOUT BAD SWITCH AUX. LIMIT OPEN
2 BLINKS	PRESSURE SWITCH OPEN	CHECK PRESSURE SWITCH
3 BLINKS	PRESSURE SWITCH CLOSED WITHOUT INDUCER ON	CHECK PRESSURE SWITCH
4 BLINKS	OPEN LIMIT SWITCH	MAIN LIMIT OPEN BAD SWITCH
5 BLINKS	FALSE FLAME SENSED	STICKING GAS VALVE
6 BLINKS	COMPRESSOR OUTPUT DELAY	3 MIN. COMP. ANTI-CYCLE TIMER



WIRING DIAGRAM — GPG1348-60M41** (CONT.)



High Voltage: Disconnect all power before servicing or installing this unit. Multiple power sources may be present. Failure to do so may cause property damage, personal injury, or death.

WARNING

INSTALLER/SERVICEMAN

THE STATUS LIGHT ON THE FURNACE CONTROL MAY BE USED AS A GUIDE TO TROUBLESHOOTING THIS APPLIANCE. STATUS LIGHT CODES ARE AS FOLLOWS:

STATUS LIGHT	EQUIP. STATUS	CHECK
ON	NORMAL OPERATION	-
OFF	NO POWER OR INTERNAL CONTROL FAULT	CHECK INPUT POWER CHECK FUSE ON CONTROL REPLACE CONTROL
1 BLINK	IGNITION FAILURE OR OPEN ROLLOUT SWITCH OR OPEN AUX. LIMIT SWITCH	GAS FLOW GAS PRESSURE GAS VALVE FLAME SENSOR FLAME ROLLOUT BAD SWITCH AUX. LIMIT OPEN
2 BLINKS	PRESSURE SWITCH OPEN	CHECK PRESSURE SWITCH
3 BLINKS	PRESSURE SWITCH CLOSED WITHOUT INDUCER ON	CHECK PRESSURE SWITCH
4 BLINKS	OPEN LIMIT SWITCH	MAIN LIMIT OPEN BAD SWITCH
5 BLINKS	FALSE FLAME SENSED	STICKING GAS VALVE
6 BLINKS	COMPRESSOR OUTPUT DELAY	3 MIN. COMP. ANTI-CYCLE TIMER

