

# HVAC

## Product Catalog

- Condensate Removal
- Evaporative Cooler
- Ice Machine Replacement
- Accessories



Wastewater

Water Systems

**HVAC**

Industrial

**LittleGIANT®**

# What's Hot!

## Condensate Removal Pump: Medium Tank

1/2 gallon capacity; safety switch;  
and 20' shut off.

See page 4 for more information.



VCMA-20ULS

## Condensate Removal Pump: Shallow-Pan Tank

Durable thermoplastic float;  
advanced mechanical switch;  
and fully submersible.

See page 7 for more information.



1-ABS

## Condensate Removal Pump: Mini-Split/Ductless

New sensing technology, passive  
motor vibration dampening, and  
versatile mounting hardware; quick and  
easy installation; and quiet and reliable  
operation.

See page 8 for more information.



EC-1

## Accessories: Auxiliary Condensate Overflow Safety Switch

Low-voltage; 18" or 72" lead wire;  
and can install switch to activate  
audible and/or visual alarm.

See page 13 for more information.



ACS-3

See your distributor for more information,  
or call Franklin Electric directly at 1-800-701-7894.

- Condensate Removal
- Evaporative Cooler
- Ice Machine Replacement
- Accessories



### Table of Contents

#### Condensate Removal Pumps

VCMX Series .....	2-3
VCMA Series .....	4
VCC Series .....	5
VCL Series .....	5-6
ABS Series .....	7-8
EC Series .....	8-9
EC-OP-K Series .....	10
TP Series .....	10

#### Evaporative Cooler Pumps

CP Series .....	11
-----------------	----

#### Ice Machine Replacement Pumps

RIM-U Series .....	12
--------------------	----

#### Accessories

Coil Cleaning Kit .....	12
Safety Switches .....	13
Tubing .....	14
Check Valves .....	14

#### Specification Charts

Specification Charts .....	15
----------------------------	----

## Condensate Removal Pumps

# VCMX SERIES

## High Capacity Model



VCMX- 20ULS

### Applications

- For removal of condensate from air conditioners, suitable for high efficiency, gas furnace condensation, and condensing boilers

### Features

- 1/30 hp high performance motor
- Fully automatic: start, stop, safety switch
- Check valve outlet: 3/8" (9.5 mm), for 3/8" (9.5 mm) ID
- cCSAus listed
- Options: safety switch, 20' (6 m) of 3/8" (9.5 mm) tubing, and anti-sweat sleeve

### Series Specifications

**Capacity:** 84 gph @ 1' (318 lph @ 0.31 m) 115 V  
80 gph @ 1' (303 lph @ 0.31 m) 230 V

**Impeller:** Polypropylene

**Electrical:** 115 V, 60 Hz, 1.5 A, 93 W  
230 V, 50/60 Hz, 0.60 A, 75 W

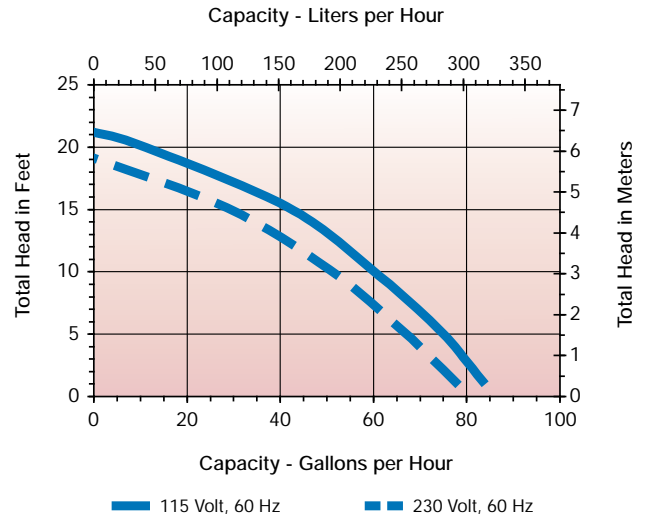
**Shut-Off:** 21' (4.8 m)

**Operation:** Automatic

**Maximum Liquid Temperature:** 140 °F (60 °C)

**Discharge:** 3/8" (9.5 mm)

### Performance Curve



### Model Characteristics

#### NXTGen

Item #	Model	Performance (GPH @ Height in Feet)					Shut-Off (ft)	Volts	Hertz	Amps	Watts	Cord (ft)	Check Valve	Safety Switch	Dimensions (inches)			List/Cert.
		1	5	10	15	20									Height	Length	Width	
554520	VCMX-20UL	84	75	60	42	10	21	115	60	1.5	93	6	3/8"	No	6.5	10.2	4.8	cCSAus
554521	VCMX-20UL	80	69	54	36	0	20	230	50/60	0.6/0.5	75	6	3/8"	No	6.5	10.2	4.8	cCSAus
554530	VCMX-20ULS	84	75	60	42	10	21	115	60	1.5	93	6	3/8"	Yes	6.5	10.2	4.8	cCSAus
554531	VCMX-20ULS	80	69	54	36	0	20	230	50/60	0.6/0.5	75	6	3/8"	Yes	6.5	10.2	4.8	cCSAus

#### NXTGen With Tubing

Item #	Model	Performance (GPH @ Height in Feet)					Shut-Off (ft)	Volts	Hertz	Amps	Watts	Cord (ft)	Check Valve	Safety Switch	Dimensions (inches)			List/Cert.
		1	5	10	15	20									Height	Length	Width	
554550	VCMX-20ULST	84	75	60	42	10	21	115	60	1.5	93	6	3/8"	Yes	6.5	10.2	4.8	cCSAus
554551	VCMX-20ULST	80	69	54	36	0	20	230	50/60	0.6/0.5	75	6	3/8"	Yes	6.5	10.2	4.8	cCSAus

#### NXTGen With Anti-Sweat Sleeve

Item #	Model	Performance (GPH @ Height in Feet)					Shut-Off (ft)	Volts	Hertz	Amps	Watts	Cord (ft)	Check Valve	Safety Switch	Dimensions (inches)			List/Cert.
		1	5	10	15	20									Height	Length	Width	
554542	VCMX-20ULS-C	84	75	60	42	10	21	115	60	1.5	93	6	3/8"	Yes	6.8	10.3	5.1	cCSAus

## Condensate Removal Pumps

# VCMX SERIES

High Capacity Model continued

### External Overflow Safety Switch

Item #	Model	Description
599136	ACS-X10	Safety Switch with 10" Leads
599137	ACS-X72	Safety Switch with 72" Cable

### Anti-Sweat Sleeve

Item #	Model	Description
599138	VCMX-CK	Tank Sleeve with Mounting Bracket

**VCMX**  
External Safety  
Switch (optional)



**Replacement  
Check Valve**

**Fast & easy  
wall mounting**



**VCMX-20ULS**



**VCMX-20ULST  
with Tubing**



**VCMX-20ULS-C  
with Anti-Sweat  
Sleeve**

**1/4-Turn  
Check Valve:**  
Allows servicing  
without removal of  
tubing, eliminating  
water spills

**Cooling Design:**  
Improved cooling  
increases pump life

**Sleek and Stylish  
Appearance:**  
Performs as good  
as it looks

**Optional External  
Overflow  
Safety Switch:**  
Gives you the option  
to connect air-handler  
shutdown, or activate  
an alarm or building  
automation system

**Slimmer Footprint:**  
6.5" x 10.2" x 4.8"  
size offers flexibility  
in tight spaces

**Rubber Feet:**  
Absorb vibration  
on hard surface  
installations

**Oil-Resistant Tank  
and Check Valve:**  
Eliminate the problem  
of cracked tanks with  
exposure to oil

**External Test/  
Run Lever:**  
Quick test/run and  
easy drainage of the  
tank for servicing



## Condensate Removal Pumps

# VCMA SERIES Medium Tank



VCMA-15ULS

### Applications

- For removal of condensate from an air conditioner, suitable for high efficiency, gas furnace condensation, and condensing boilers

### Features

- 1/50 hp high performance motor
- ABS tank, motor cover, and volute
- 1/2 gallon tank capacity
- Stainless steel shaft
- Snap-action switch
- Removable 3/8" (9.5 mm) barbed check valve
- 3 inlet drain holes
- Thermal overload protection
- Includes 20' (6.1 m) of 3/8" ID (9.5 mm) tubing (554411 and 554415 only)
- Safety switch (554405 and 554415 only)
- cCSAus

### Series Specifications

**Capacity:** 65 gph @ 1'  
(246 lph @ 0.31 m)

**Shut-Off:** 15' (4.6 m)

**Maximum Liquid Temperature:**  
140 °F (60 °C)

**Discharge:** 3/8" barbed (9.5 mm)

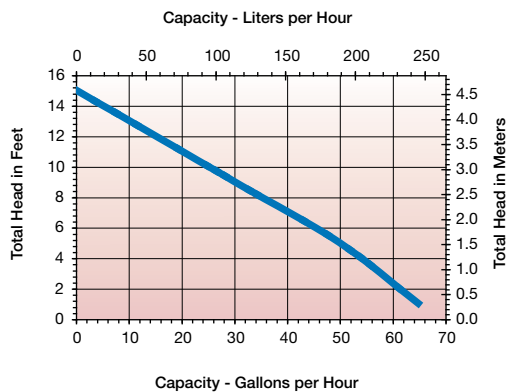
**Impeller:** Glass-filled polypropylene

**Electrical:** 115 V, 60 Hz, 1 A

**Operation:** Automatic

### Model Characteristics

Item #	Model	Volts	Capacity	
			Cord	Capacity
554401	VCMA-15UL	115	6'	65 gph @ 1'
			1.8 m	246 lph @ 0.31 m
554405	VCMA-15ULS	115	6'	65 gph @ 1'
			1.8 m	246 lph @ 0.31 m
554411	VCMA-15ULT	115	6'	65 gph @ 1'
			1.8 m	246 lph @ 0.31 m
554415	VCMA-15ULST	115	6'	65 gph @ 1'
			1.8 m	246 lph @ 0.31 m



VCMA-20ULS

### Applications

- For removal of condensate from an air conditioner, suitable for high efficiency, gas furnace condensation, and condensing boilers

### Features

- 1/30 hp high performance motor
- ABS tank, motor cover, and volute
- 1/2 gallon tank capacity
- Stainless steel shaft
- Removable 3/8" (9.5 mm) barbed check valve
- 3 inlet drain holes
- Thermal overload protection
- Includes 20' (6.1 m) of 3/8" ID (9.5 mm) tubing (554431, 554435, and 554461 only)
- Safety switch (554435, 554425, 554455, and 554461 only)
- cCSAus

### Series Specifications

**Capacity:** 80 gph @ 1'  
(303 lph @ 0.31 m)

**Shut-Off:** 20' (6.1 m) 115 V models  
17' (5.2 m) 230 V models

**Maximum Liquid Temperature:**  
140 °F (60 °C)

**Discharge:** 3/8" barbed (9.5 mm)

**Impeller:** Glass-filled polypropylene

**Electrical:** 115 V, 60 Hz, 1 A

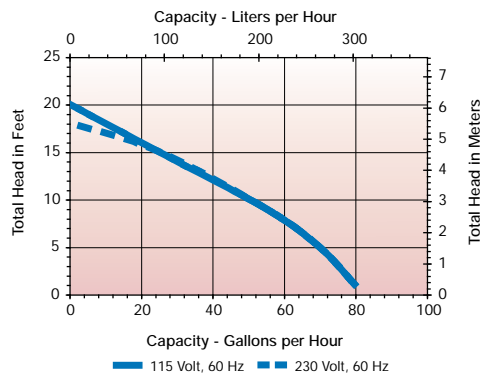
230 V, 50/60 Hz,

0.6/0.5 A

**Operation:** Automatic

### Model Characteristics

Item #	Model	Volts	Capacity	
			Cord	Capacity
554421	VCMA-20UL	115	6'	80 gph @ 1'
			1.8 m	303 lph @ 0.31 m
554451	VCMA-20UL	230	6'	80 gph @ 1'
			1.8 m	303 lph @ 0.31 m
554425	VCMA-20ULS	115	6'	80 gph @ 1'
			1.8 m	303 lph @ 0.31 m
554455	VCMA-20ULS	230	6'	80 gph @ 1'
			1.8 m	303 lph @ 0.31 m
554431	VCMA-20ULT	115	6'	80 gph @ 1'
			1.8 m	303 lph @ 0.31 m
554435	VCMA-20ULST	115	6'	80 gph @ 1'
			1.8 m	303 lph @ 0.31 m
554461	VCMA-20ULST	230	6'	80 gph @ 1'
			1.8 m	303 lph @ 0.31 m



## Condensate Removal Pumps

### VCC SERIES Low Profile Tank

VCC-20ULS



#### Applications

- For removal of condensate from an air conditioner, suitable for high efficiency and gas furnace condensation

#### Features

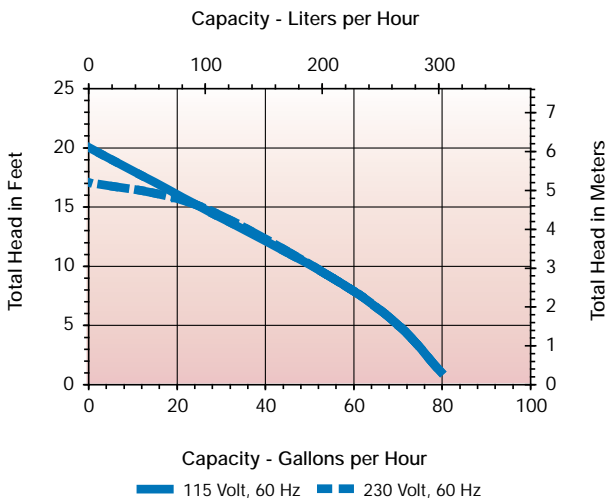
- 1/30 hp motor
- Low profile for limited space applications
- ABS tank, motor cover, and volute
- 3/10 gallon tank capacity
- Stainless steel shaft
- Removable 3/8" (9.5 mm) barbed check valve
- Thermal overload protection
- Safety switch
- cCSAus

#### Series Specifications

**Capacity:** 80 gph @ 1'  
(303 lph @ 0.31 m)  
**Shut-Off:** 20' (6.1 m)  
**Liquid Temperature:** 120 °F (49 °C)  
**Discharge:** 3/8" barbed (9.5 mm)  
**Impeller:** Polypropylene  
**Electrical:** 115 V, 60 Hz, 1 A  
**Operation:** Automatic

#### Model Characteristics

Item #	Model	Volts	Cord	Capacity
554200	VCC-20ULS	115	6'	80 gph @ 1'
			1.8 m	303 lph @ 0.31 m
554210	VCC-20ULS	230	6'	80 gph @ 1'
			1.8 m	303 lph @ 0.31 m



### VCL SERIES Large Tank

VCL-14ULS



#### Applications

- For removal of condensate from an air conditioner, suitable for high efficiency, gas furnace condensation, and condensing boilers

#### Features

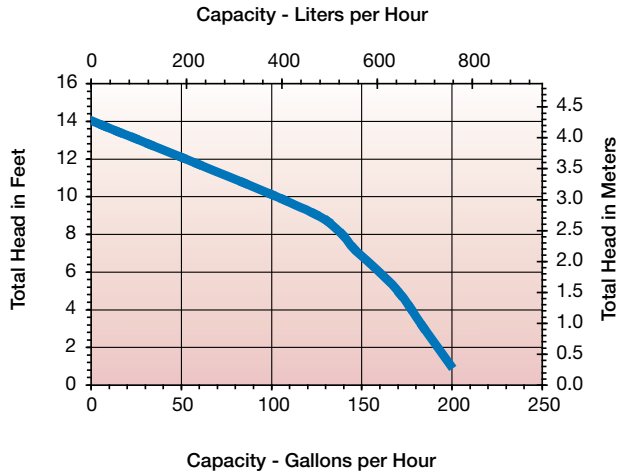
- 1/50 hp motor
- Galvanized steel tank cover
- ABS tank, volute, and switch cover
- 1 gallon tank capacity
- Stainless steel shaft
- Thermal overload protection
- Safety switch
- cCSAus

#### Series Specifications

**Capacity:** 200 gph @ 1'  
(757 lph @ 0.31 m)  
**Shut-Off:** 14' (4.3 m)  
**Liquid Temperature:** 120 °F (49 °C)  
**Discharge:** 3/8" barbed (9.5 mm)  
**Impeller:** Polypropylene  
**Electrical:** 115 V, 60 Hz, 1 A  
**Operation:** Automatic

#### Model Characteristics

Item #	Model	Volts	Cord	Capacity
553101	VCL-14ULS	115	6'	200 gph @ 1'
			1.8 m	757 lph @ 0.31 m



## Condensate Removal Pumps

# VCL SERIES Large Tank



VCL-24ULS

### Applications

- For removal of condensate from an air conditioner, suitable for high efficiency, gas furnace condensation, and condensing boilers

### Features

- 1/18 hp motor
- Galvanized steel tank cover
- ABS tank, volute, and switch cover
- 1 gallon tank capacity
- Stainless steel shaft
- Snap-action switch
- Safety switch (553201, 553211)
- Thermal overload protection
- cCSAus

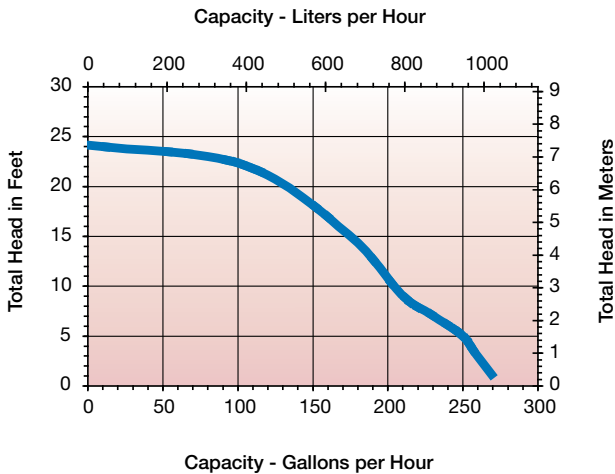
### Series Specifications

**Capacity:** 270 gph @ 1'  
(1022 lph @ 0.31 m)  
**Shut-Off:** 24' (7.3 m)  
**Liquid Temperature:** 120 °F (49 °C)  
**Discharge:** 3/8" barbed (9.5 mm)  
**Impeller:** Polypropylene

**Electrical:** 115 V, 60 Hz, 2.5 A  
230 V, 50/60 Hz, 1.2 A  
**Operation:** Automatic

### Model Characteristics

Item #	Model	Volts	Cord	Capacity
553206	VCL-24UL	115	6'	270 gph @ 1'
			1.8 m	1022 lph @ 0.31 m
553201	VCL-24ULS	115	6'	270 gph @ 1'
			1.8 m	1022 lph @ 0.31 m
553211	VCL-24ULS	230	6'	270 gph @ 1'
			1.8 m	1022 lph @ 0.31 m



VCL-45ULS

### Applications

- For removal of condensate from an air conditioner, suitable for high efficiency, gas furnace condensation, and condensing boilers

### Features

- 1/5 hp motor
- Galvanized steel tank cover
- ABS tank, volute, and switch cover
- 1 gallon tank capacity
- Stainless steel shaft
- Snap-action switch
- Thermal overload protection
- 3/8" (9.5 mm) discharge copper tube
- cCSAus

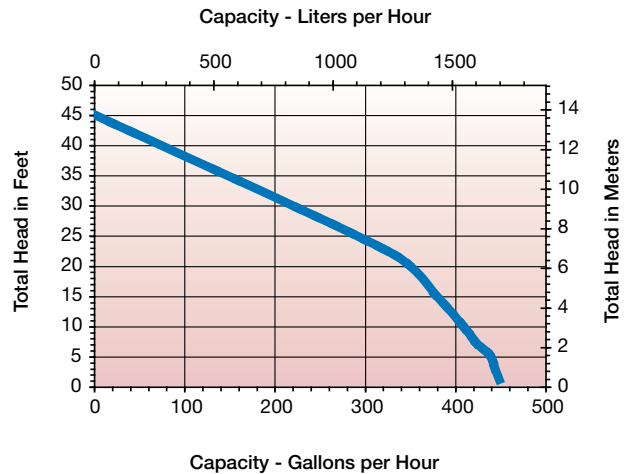
### Series Specifications

**Capacity:** 450 gph @ 1'  
(1704 lph @ 0.31 m)  
**Shut-Off:** 45' (13.7 m)  
**Liquid Temperature:** 120 °F (49 °C)  
**Discharge:** 3/8" barbed (9.5 mm)  
**Impeller:** Polypropylene

**Electrical:** 115 V, 60 Hz, 3.5 A  
230 V, 50/60 Hz, 1 A  
**Operation:** Automatic

### Model Characteristics

Item #	Model	Volts	Cord	Capacity
553240	VCL-45ULS	115	6'	450 gph @ 1'
			1.8 m	1704 lph @ 0.31 m
553245	VCL-45ULS	230	6'	450 gph @ 1'
			1.8 m	1704 lph @ 0.31 m



## Condensate Removal Pumps

# ABS SERIES Shallow-Pan Tank



1-ABS



2-ABS

### Applications

- For removal of condensate from an air conditioner drain pan or reservoir

### Features

- 1/150 hp oil-filled motor
- Epoxy-coated cast aluminum housing and motor cover
- Nylon volute
- Stainless steel shaft
- Nitrile shaft seal
- Screened intake
- Advanced mechanical switch
- Thermal overload protection
- cCSAus

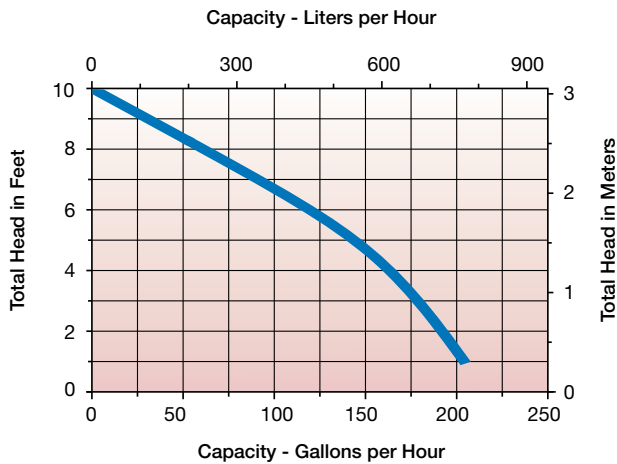
### Series Specifications

**Capacity:** 205 gph @ 1' (776 lph @ 0.31 m)  
**Shut-Off:** 10' (3.0 m)  
**Liquid Temperature:** 120 °F (49 °C)  
**Discharge:** 1/4" MNPT  
**Impeller:** Nylon

**Electrical:** 115 V, 60 Hz, 1.1 A  
 230 V, 50/60 Hz, 0.6/0.5 A  
**Operation:** Automatic

### Model Characteristics

Item #	Model	Volts	Cord	On Level	Off Level
550521	1-ABS	115	9' 2.8 m	1-3/4"	1-1/4"
550532	1-ABS	230	11' 3.4 m	1-3/4"	1-1/4"



### Applications

- For removal of condensate from an air conditioner drain pan or reservoir

### Features

- 1/40 hp oil-filled motor
- Epoxy-coated cast aluminum housing
- Includes 1/2 gallon capacity mineral-filled nylon tank
- Nylon volute
- Stainless steel shaft
- Fluoroelastomer (FKM) shaft seal
- Hooded intake
- Advanced mechanical switch
- Thermal overload protection
- cCSAus

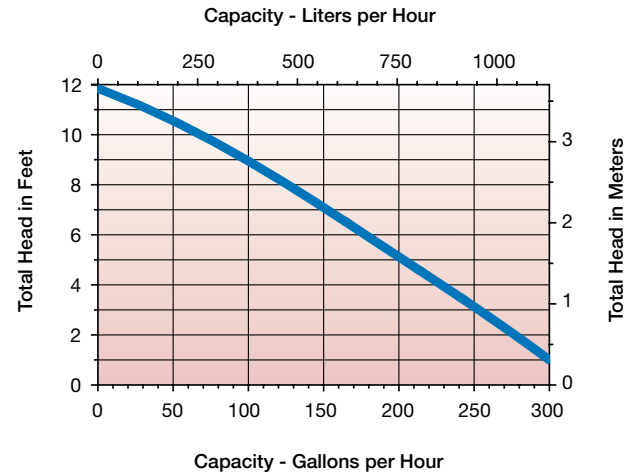
### Series Specifications

**Capacity:** 300 gph @ 1' (1136 lph @ 0.31 m)  
**Shut-Off:** 11.8' (3.6 m)  
**Liquid Temperature:** 120 °F (49 °C)  
**Discharge:** 1/4" MNPT  
**Impeller:** Nylon

**Electrical:** 115 V, 60 Hz, 1.7 A  
 230 V, 50/60 Hz, 0.9/0.7 A  
**Operation:** Automatic

### Model Characteristics

Item #	Model	Volts	Cord	On Level	Off Level
551020	2-ABS	115	9' 2.8 m	3" 7.6 cm	2" 5.1 cm
551030	2-ABS	230	11' 3.4 m	3" 7.6 cm	2" 5.1 cm



## Condensate Removal Pumps

# ABS SERIES Shallow-Pan Tank

3-ABS



### Applications

- For condensate removal

### Features

- 1/12 hp oil-filled motor
- Epoxy-coated cast aluminum housing and motor cover
- Galvanized steel tank cover
- ABS tank
- 1 gallon capacity
- Nylon volute
- Stainless steel shaft
- Thermal overload protection
- 1/2" MNPT discharge with brass check valve for 1/2" OD (12.7 mm), rigid plastic or copper
- Fluoroelastomer (FKM) shaft seal
- Advanced mechanical switch
- Thermal overload protection
- cCSAus

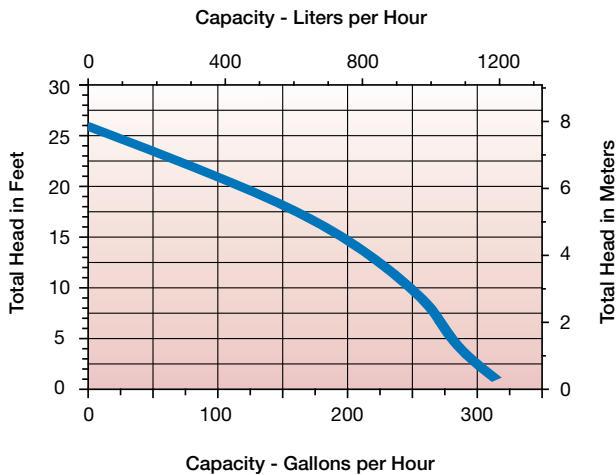
### Series Specifications

**Capacity:** 310 gph @ 1' (1173 lph @ 0.31 m)  
**Shut-Off:** 26' (7.9 m)  
**Liquid Temperature:** 120 °F (49 °C)  
**Discharge:** 1/2" MNPT (12.7 mm)  
**Impeller:** Nylon

**Electrical:** 115 V, 60 Hz, 3.5 A  
 230 V, 50/60 Hz, 1.8/1.6 A  
**Operation:** Automatic

### Model Characteristics

Item #	Model	Volts	Cord	On Level	Off Level
551320	3-ABS	115	9'	4.25"	3.25"
			2.8 m	10.8 cm	8.3 cm
551330	3-ABS	230	11'	4.25"	3.25"
			3.4 m	10.8 cm	8.3 cm



# EC SERIES Mini-Split/Ductless

EC-400



### Applications

- Removes condensate from ductless mini-split wall mount air conditioners and fan coils

### Features

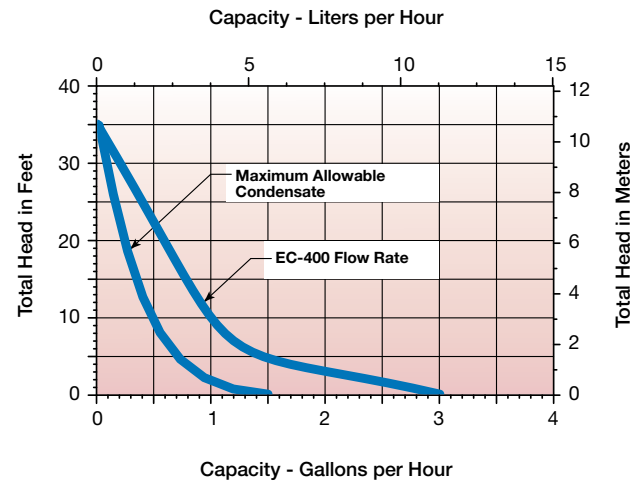
- For intermittent operation, maximum 50% duty cycle
- Condensate produced in application must be no more than half the pump's flow rate for any given head
- Use with most mini-split air conditioning units up to 25,000 BTU/hr
- cURus
- Self-priming pump can be placed up to 3' (.9 m) above reservoir
- Includes safety switch, suction tubing (3" x 5/32" ID) [76.2 mm x 3.96 mm], vent tubing (8" x 5/32" ID) [20.3 cm x 3.96 mm], drain tubing (3" x 1/2" ID) [76.2 mm x 12.7 mm] and tubing adapter (5/32" x 1/4" ID) [3.96 mm x 6.3 mm]

### Series Specifications

**Capacity:** 2.5 gph @ 1' (9.5 lph @ 0.31 m)  
**Shut-Off:** 35' (10.7 m)  
**Electrical:** 115 V, 60 Hz, 0.24 A  
 230 V, 60 Hz, 0.1 A  
**Operation:** Automatic

### Model Characteristics

Item #	Model	Volts
553455	EC-400	115
553458	EC-400	230



## Condensate Removal Pumps

# EC SERIES Mini-Split/Ductless

EC-1



### Applications

- Removes condensate from ductless mini-split air conditioners and fan-coil equipment

### Features

#### Pump

- Normally-closed relay rated 8A resistive - 250 V alarm
- Quick connect for pump-to-reservoir communications
- Quick connect for power cable
- Pump bracket designed to isolate noise
- 21 dB(A)\* sound level
- Multi-size hose drain adapter fits all popular drain hose connectors

#### Reservoir

- Clear reservoir for instant visual inspection of water level, float, and filter
- Hall effect on/off level sensors with high water safety sensor
- Extra-large filter screen for longer intervals between cleaning

### Series Specifications

**Capacity:** 2.5 gph @ 1' (9.5 lph @ 0.3 m)

**Shut-Off:** 33" (10 m)

**Liquid Temperature:** 32-140 °F (0-60 °C)

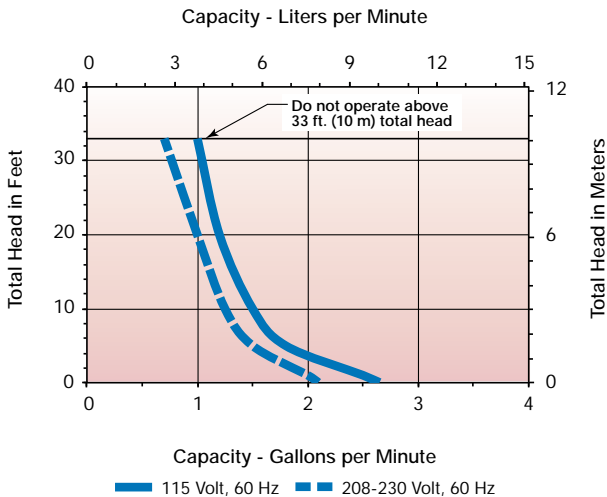
**Electrical:** 115 V, 60 Hz, 0.24 A  
208-230 V, 60 Hz 0.1 A

**Operation:** Automatic

### Model Characteristics

Item #	Model	Volts
553500	EC-1	115
553501	EC-1	208*-230

\*Tested under conditions assumed consistent with competitors' published sound ratings.



# EC SERIES Mini-Split/Ductless

EC-1K



### Applications

- Removes condensate from wall-mount ductless mini-split air conditioners and provides duct for concealing and protecting line sets

### Features

#### Includes EC-1 Mini Condensate Pump

- Right- or left-side installation
- 2.1" x 3.0" (5.3 cm x 7.6 cm) line set inside dimensions
- 19.7" (50 cm) drain hose tubing
- Detachable 84" (213.4 cm) power cord
- 90° "elbow" for locating pump reservoir

#### 31.5" (8 cm) straight line set cover

- Line set duct accommodates 3/8" and 5/8" line set pipe
- Twist motion snap-lock clips and cable ties to secure line set
- Pump enclosure/mounting bracket
- Wall fasteners for line set duct
- Air conditioner trim and bracket
- Ceiling plate when installing without pump enclosure

### Series Specifications

**Capacity:** 2.5 gph @ 1' (9.5 lph @ 0.3 m)

**Shut-Off:** 33" (10 m)

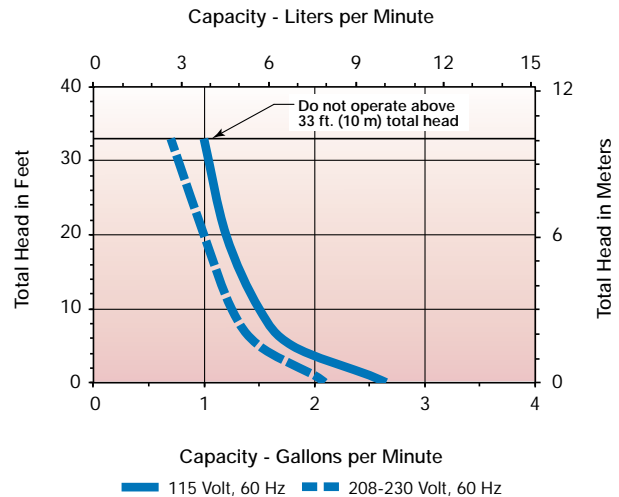
**Liquid Temperature:** 32-140 °F (0-60 °C)

**Electrical:** 115 V, 60 Hz, 0.24 A  
208-230 V, 60 Hz 0.1 A

**Operation:** Automatic

### Model Characteristics

Item #	Model	Volts
553510	EC-1K	115
553511	EC-1K	208*-230



## Condensate Removal Pumps

# EC-OP-K SERIES Mini-Split/Ductless

EC-OP-K



### Applications

- Removes condensate from ductless mini-split wall mount and air conditioners

### Features

- Pump float retainer for easy serviceability
- Clear reservoir for visual inspection of water level, float, and filter
- Safety alarm ready
- 8A resistive – 250 V alarm contact
- 5/16" (8 mm) inlet tubing with universal adapter
- 5/32" (4 mm) discharge tubing with 1/4" (6 mm) adapter
- 131' (40 m) maximum horizontal distance
- 176 °F (80 °C) thermal protection
- Safety alarm ready, suitable for BMS systems
- cCSAus

### Series Specifications

**Capacity:** 2.5 gph @ 1' (9.5 lph @ 0.31 m)

**Shut-Off:** 29' (9 m)

**Ambient Temperature:** 104 °F (40 °C)

**Discharge:** 1/4" (6 mm)

**Material:** Flame retardant ABS

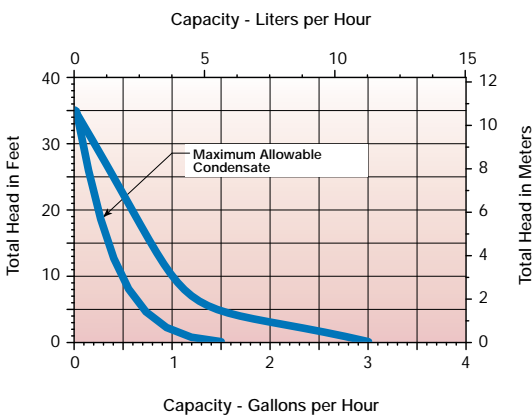
**Electrical:** 230 V, 50 Hz, 20 W

**Fuse:** 3A (recommended, not included)

**Operation:** Automatic

### Model Characteristics

Item #	Model	Volts	Hertz	Dimensions (in/mm)			Weight (lbs/kg)
				H	L	W	
553712	EC-OP-K	230	50/60	3.5	8.3	3.2	3
				89	201	81	



# TP SERIES Peristaltic

TPS



### Applications

- Removes condensate from ductless mini split wall mount, cassette air conditioners, and fan coils

### Features

- Not affected by dust, bacteria, mold or airborne particles found in condensate
- Glass-reinforced polycarbonate pump/motor housing
- Hinged tube cover
- Extra tube assembly included
- Santoprene® tube
- Easy to replace pump tube – no tools required
- 5-minute "off" delay (TPS and TPT models)
- Impedance protected motor
- Test switch
- Double insulated, enclosed motor housing
- Wall bracket included
- Recommended for systems up to 12 kW (6 kW in tropical areas)
- cCSAus

### Series Specifications

**Shut-Off:** 46' (14 m)

**Suction Lift:** 6.5' (2 m)

**Inlet:** 1/4" (6 mm) ID

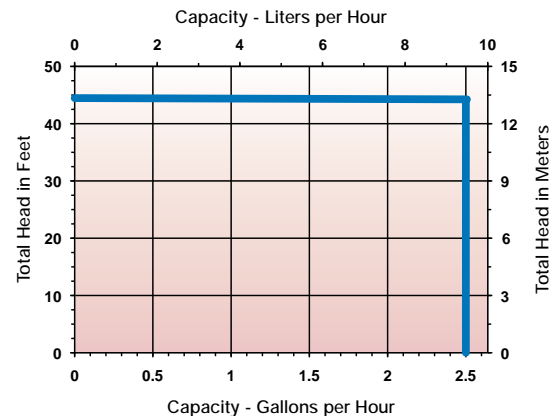
**Electrical:** 230 V, 50/60 Hz,

0.06 A, 13 W

**Alarm Contact:** 5A (TPR only)

### Model Characteristics

Item #	Model	Volts	Hertz	Amps	Watts	Shut-Off (ft/m)	Suc. Lift (ft/m)	Max Flow (GPH/LPH)	Weight (lbs/kg)	Dimensions (in/mm)		
										H	L	W
553674	TPS	230	50/60	.06	13	46	6.5	2.5	2.3	4.5	3.8	3.9
						14	2	9.46	1.04	114.8	95.5	98.3
553675	TPT	230	50/60	.06	13	46	6.5	2.5	2.3	4.5	3.8	3.9
						14	2	9.46	1.04	114.8	95.5	98.3
553676	TPR	230	50/60	.06	13	46	6.5	2.5	2.3	4.5	3.8	3.9
						14	2	9.46	1.04	114.8	95.5	98.3
Reservoir										3.25	3.4	4.5
Reservoir										8.25	86.3	114.3
Pump/Controller										3.9	1.5	1.5
Pump/Controller										99.0	38.1	35.6



# Evaporative Cooler Pumps

## CP SERIES



CP-1

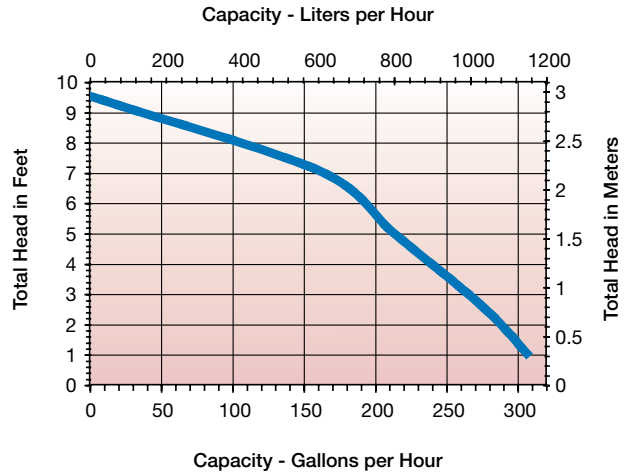
### Applications

- For use in evaporative coolers, displays, laboratories, water transfer, and other applications; replacement units for OEM equipment

### Features

- Heavy-duty concentric fan-cooled motor
- Corrosion-resistant one-piece steel motor shaft
- Moisture-proof windings
- Oversized sleeve bearings with large oil reservoir
- Universal mounting configurations
- Discharge elbow fits 1/2" (12.7 mm), 5/8" (15.9 mm) or 3/4" (12.7 mm) ID flexible tubing (540005, 540015); and 5/8" (15.9 mm) and 3/4" (12.7 mm) ID flexible tubing (541005, 541015, 542005, and 542015)
- Low pump down and recovery levels
- Grounded plug
- Flame retardant housing
- Snap-off volute plate for easy cleaning
- Mesh debris screen
- Thermal overload protection
- UR listed

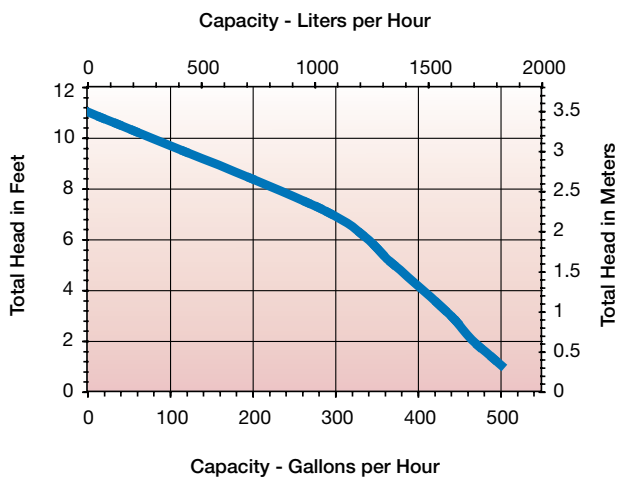
### Performance Curve CP1



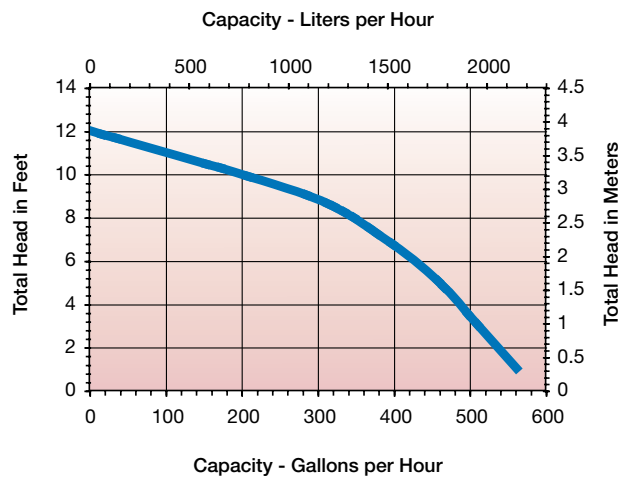
### Model Characteristics

Item #	Model	HP	Volts	Capacity	Shut Off	Cord	CFM Rating	Replaces
540005	CP1-115	1/70	115/127	307 gph @ 1' 1162 lph @ 0.31 m	9.5' 2.9 m	5' 1.5 m	5000 - 7500	CP-6500, CP-6500T, CP-651T-LLUR, CP-652T-LLUR
540015	CP1-230	1/70	230	307 gph @ 1' 1162 lph @ 0.31 m	9.5' 2.9 m	5' 1.5 m	5000 - 7500	CP-6500, CP-6500T, CP-651T-LLUR, CP-652T-LLUR
541005	CP2-115	1/50	115	502 gph @ 1' 1900 lph @ 0.31 m	11' 3.4 m	5' 1.5 m	7500 - 15000	CP-10000, CP-10000UR, CP-211T-LLUR, CP-212T-LLUR
541015	CP2-230	1/50	230	502 gph @ 1' 1900 lph @ 0.31 m	11' 3.4 m	5' 1.5 m	7500 - 15000	CP-10000, CP-10000UR, CP-211T-LLUR, CP-212T-LLUR
542005	CP3-115	1/30	115	563 gph @ 1' 2131 lph @ 0.31 m	12' 3.7 m	5' 1.5 m	15000 - 21000	CP-15000, CP-15000UR
542015	CP3-230	1/30	230	563 gph @ 1' 2131 lph @ 0.31 m	12' 3.7 m	5' 1.5 m	15000 - 21000	CP-15000, CP-15000UR

### Performance Curve CP2




### Performance Curve CP3



## Ice Machine Replacement Pumps

### RIM-U



#### Applications

- Universal replacement unit for OEM pumps

#### Features

- 1/25 hp motor
- Screened intake
- NSF-listed ABS volute, base, and discharge adapters
- Stainless steel shaft
- 4 lead wires, 3' (1 m) in length
- Thermal overload protection
- CSA recognized

#### Series Specifications

**Capacity:** N/A

**Liquid Temperature:** 120 °F (49 °C)

**Discharge:** 5/8" (15.9 mm) Y,  
1/2" (12.7 mm),  
5/8" (15.9 mm),  
3/4" (19 mm) and  
1" (25.4 mm) OD tubing

**Impeller:** NSF-listed ABS

**Electrical:** 115/230 V, 50/60 Hz  
1.5/0.75 A

#### Model Characteristics

Item #	Model	Volts
545600	RIM-U	115/230

Impeller Diameter	Discharge Adapter (I.D. Tubing Size)	Flow - Gallons / Liters per Hour 2 ft / .6 m	
		GPH	LPH
1.75" / 44.5 mm	1/2" / 12.7 mm	290	1097
	5/8" / 15.8 mm	435	1646
	3/4" / 19.1 mm	540	2044
	1" / 24.5 mm	585	2214
1.83" / 46.5 mm	1/2" / 12.7 mm	360	1362
	5/8" / 15.8 mm	550	2081
	3/4" / 19.1 mm	700	2649
	1" / 24.5 mm	810	3066
1.95" / 49.5 mm	1/2" / 12.7 mm	385	1457
	5/8" / 15.8 mm	600	2271
	3/4" / 19.1 mm	760	2876
	1" / 24.5 mm	825	3122
2.10" / 53.3 mm	1/2" / 12.7 mm	400	1514
	5/8" / 15.8 mm	600	2271
	3/4" / 19.1 mm	700	2649
	1" / 24.5 mm	760	2876

## Accessories

### GKPK-SC Coil Cleaning Kit



#### Applications

- For effective cleaning, deliming, and descaling of coils  
(Coil cleaning chemicals not included)

#### Features

##### Pump:

- 1/30 hp motor
- Glass-filled polypropylene volute
- Nitrile o-ring
- Ceramic thrust washers and shaft
- Thermal overload protection

##### Kit:

- Includes 5 gallon polyethylene tank, cover, baffle, 2-MD-SC (special version #580523) magnet-driven pump with mounting bracket, 18' (5.5 m) of 1/2" (12.7 mm) Tygon® tubing and 10' (3 m) of 1/2" (12.7 mm) ID vinyl tubing

##### Uses include:

Heating - water heaters, steam converters, shell, and tube heat exchangers, vessel heating applications, fin tube coils, pool heaters, unit heater cleaning, car wash heaters, and oil supply lines to fuel oil heaters  
Air Conditioning - air conditioning coils, seawater applications, distillation process, compressor burnouts, outboard motor flushings, residential, and commercial uses

#### Series Specifications

**Capacity:** 310 gph @ 1'  
(1174 lph @ 0.31 m)

**Shut Off:** 14.6' (4.5 m)

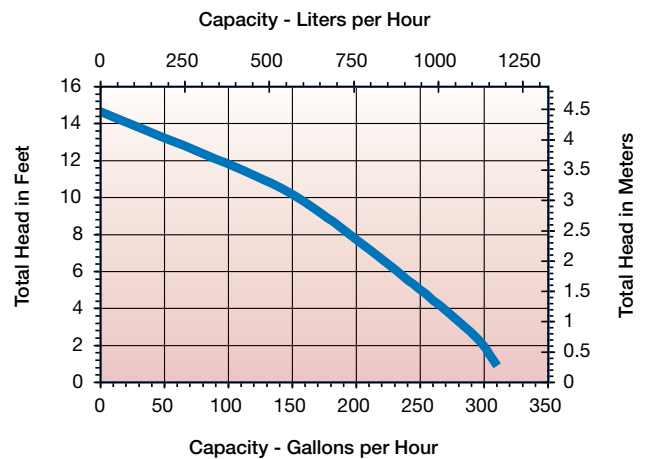
**Liquid Temperature:** Intermittent up to 150 °F

**Impeller:** Glass-filled polypropylene

**Electrical:** 115 V, 60 Hz, 1.4 A

#### Model Characteristics

Item #	Model	Volts	Cord
562660	GKPK-SC	115	6' 1.8 m



## Accessories

### Auxiliary Condensate Overflow Safety Switch

#### Applications

- Installs in the condensate drain pan of air conditioning or refrigeration units; reliable equipment shutdown when overflow conditions are detected

#### Features

- Can install switch to activate audible and/or visual alarm
- ABS housing
- ABS float
- Low voltage
- Lead wires
- UR / C-CSA listing



Item #	Model	Wire	Max. VAC	Max. Amps
599122	ACS-2	18" .45 m	48 VAC/VDC	5
599123	ACS-2	72" 1.8 m	48 VAC/VDC	5
599124	ACS-3	72" 1.8 m	125-250 VAC/VDC	11

### Secondary Condensate Overflow Safety Switch

#### Applications

- Installs in the primary drain pan's auxiliary outlet to detect downstream clogs; reliable equipment shutdown

#### Features

- Can install switch to activate audible and/or visual alarm
- Low voltage
- Lead wires
- Includes 3/4" MNPT (12.7 mm) x 3/4" (12.7 mm) slip adapter
- cULus listing



Item #	Model	Wire	Max. VAC	Max. Amps
14940157	ACS-5	72" 1.8 m	24 VAC	5

### In-Line Condensate Overflow Safety Switch

#### Applications

- Installs in the drain lines to detect downstream clogs; reliable equipment shutdown

#### Features

- Can install switch to activate audible and/or visual alarm
- Low voltage
- Lead wires
- 3/4" (12.7 mm) plug, 3/4" (12.7 mm) slip x 3/4" (12.7 mm)
- Includes 1" x 3/4" 25.4 mm x 12.7 mm adapter
- cULus listing



Item #	Model	Wire	Max. VAC	Max. Amps
599125	ACS-4	72" 1.8 m	24VAC	5

## Accessories

### T-20/25 Tubing



#### Features

- One carton of 25 pieces of 20' (6.01 m) length 3/8" (9.5 mm) ID VC tubing

Item #	Model
599033	T-20/25

### T-3/8 Tubing



#### Features

- 100' (640.1 m) of 3/8" (9.5 mm) ID x 1/2" (12.37 mm) OD clear tubing

Item #	Model
599107	T-3/8

### T-RPC-10 Tube



#### Features

- Replacement tube assembly for TPS, TPT, and TPR pumps

Item #	Model
599270	T-RPC-10

### ERC Extension Cable



#### Features

- 3.3' (1 m) extension cable for TPT temperature sensor and TPR and EC-400 reservoir assembly

Item #	Model
599170	ERC

### Reservoir Assembly



#### Features

- Replacement reservoir assembly for EC-400 and TPR pumps

Item #	Model
153781	Reservoir Assembly

### PC-10 Pump Repair Kit



#### Features

- Replacement roller and tube kit for TP Series and PC-10

Item #	Model
599325	PC-10-PRK

### CV-2 Check Valve



#### Features

- For ABS Series pumps
- 1/4" FNPT (6.35 mm) to 1/4" (6.35 mm) OD tubing

Item #	Model
599061	CV-2

### CV-4 Check Valve



#### Features

- For ABS Series pumps
- 1/2" FNPT (12.7 mm) to 1/2" (12.7 mm) OD tubing rigid plastic or copper tubing

Item #	Model
599062	CV-4

### CV-35 Check Valve



#### Features

- For VCL-45ULS
- 3/8" (9.5 mm) rigid plastic or copper tubing on both ends

Item #	Model
599064	CV-35

### CV-10 Check Valve



#### Features

- For VCC Series, VCMA Series and VCL-14/24 pumps
- 1/4" FNPT (6.35 mm) to 3/8" (9.5 mm) ID vinyl tubing

Item #	Model
599065	CV-10

### CV-X38 Check Valve



#### Features

- For Condensate Pump Series VCMX
- 3/8" (9.5 mm) OD rigid plastic or copper tubing

Item #	Model
599058	CV-X38

### CV-14/24 Check Valve



#### Features

- For VCC Series, VCMA Series and VCL-14/24 pumps
- 1/4" MNPT (6.35 mm) to 3/8" (9.5 mm) OD rigid plastic or copper tubing

Item #	Model
599069	CV-14/24

### CV-15/20 Check Valve



#### Features

- Brass check valve for VCMA-15/20
- 1/4" MNPT (6.35 mm) to 3/8" (9.5 mm) OD rigid plastic or copper tubing

Item #	Model
599063	CV-15/20

# Specifications Charts

## Condensate Removal Pumps

Item #	Model	Performance (GPH @ Height in Feet)							Shut-Off (ft)	PSI	Volts	Amps	Watts	Cord (ft)	Weight (lbs)	Gallons	Liter	Dimensions (inches)		
		1'	5'	10'	15'	20'	–	–										Height	Length	Width
554520	VCMX-20UL	84	75	60	42	10	–	–	21	9.1	115	1.5	93	6	5.00	0.3	1.2	6.5	10.2	4.8
554521	VCMX-20UL	80	69	54	36	0	–	–	20	8.6	230	0.6/0.5	75	6	5.00	0.3	1.2	6.5	10.2	4.8
554530	VCMX-20ULS	84	75	60	42	10	–	–	21	9.1	115	1.5	93	6	5.00	0.3	1.2	6.5	10.2	4.8
554531	VCMX-20ULS	80	69	54	36	0	–	–	20	8.6	230	0.6/0.5	75	6	5.60	0.3	1.2	6.5	10.2	4.8
554550	VCMX-20ULST	84	75	60	42	10	–	–	21	9.1	115	1.5	93	6	6.00	0.3	1.2	6.5	10.2	4.8
554551	VCMX-20ULST	80	69	54	36	0	–	–	20	8.6	230	0.6/0.5	75	6	6.00	0.3	1.2	6.5	10.2	4.8
554542	VCMX-20ULS-C	84	75	60	42	10	–	–	21	9.1	115	1.5	93	6	5.50	0.3	1.2	6.8	10.3	5.1

Item #	Model	Performance (GPH @ Height in Feet)							Shut-Off (ft)	PSI	Volts	Amps	Watts	Cord (ft)	Weight (lbs)	Gallons	Liter	Dimensions (inches)		
		1'	3'	5'	7'	9'	15'	22'										Height	Length	Width
554401	VCMA-15UL	65	–	50	–	30	–	–	15	6.5	115	1	60	6	4.8	0.5	1.9	7	11	5
554405	VCMA-15ULS	65	–	50	–	30	–	–	15	6.5	115	1	60	6	4.8	0.5	1.9	7	11	5
554411	VCMA-15ULT	65	–	50	–	30	–	–	15	6.5	115	1	60	6	5.8	0.5	1.9	7	11	5
554415	VCMA-15ULST	65	–	50	–	30	–	–	15	6.5	115	1	60	6	5.8	0.5	1.9	7	11	5
554421	VCMA-20UL	80	–	70	–	55	25	–	20	8.6	115	1.5	93	6	5.2	0.5	1.9	7	11	5
554451	VCMA-20UL	80	–	70	–	55	25	–	17	7.4	230	.5	75	6	5.2	0.5	1.9	7	11	5
554425	VCMA-20ULS	80	–	70	–	55	25	–	20	8.6	115	1.5	93	6	5.2	0.5	1.9	7	11	5
554455	VCMA-20ULS	80	–	70	–	55	25	–	17	7.4	230	.5	75	6	5.2	0.5	1.9	7	11	5
554431	VCMA-20ULT	80	–	70	–	55	25	–	20	8.6	115	1.5	93	6	6.3	0.5	1.9	7	11	5
554435	VCMA-20ULST	80	–	70	–	55	25	–	20	8.6	115	1.5	93	6	6.5	0.5	1.9	7	11	5
554461	VCMA-20ULST	80	–	70	–	55	25	–	17	7.4	230	.5	75	6	6.3	0.5	1.9	7	11	5
554200	VCC-20ULS	80	–	70	–	55	25	–	20	8.6	115	1.5	93	6	5.4	0.3	1.2	5.5	12	5
554210	VCC-20ULS	80	–	70	–	55	25	–	17	7.4	230	0.6/0.5	75	6	5.6	0.3	1.2	5.5	12	5
553101	VCL-14ULS	200	185	170	148	125	–	–	14	6.1	115	1	78	6	6.8	1	3.8	9.5	12	6
553206	VCL-24UL	270	260	250	230	210	175	105	24	10.4	115	2.5	148	6	8.6	1	3.8	10.5	12	6
553201	VCL-24ULS	270	260	250	230	210	175	105	24	10.4	115	2.5	148	6	8.2	1	3.8	10.5	12	6
553211	VCL-24ULS	270	260	250	230	210	175	105	24	10.4	230	1.2	148	6	8.6	1	3.8	10.5	12	6
553240	VCL-45ULS	450	445	440	425	415	380	330	45	19.5	115	3.5	185	6	13	1	3.8	10.5	12	6
553245	VCL-45ULS	450	445	440	425	415	380	330	45	19.5	230	1	250	6	14	1	3.8	10.5	12	6
550520	1-ABS	205	180	145	–	–	–	–	10	4.3	115	1.1	70	9	3.5	–	–	4.44	7.438	3.75
550530	1-ABS	205	180	145	–	–	–	–	10	4.3	230	0.6/0.5	70	9	3.75	–	–	4.44	7.438	3.75
551020	2-ABS	300	255	205	160	105	–	–	11.8	5.1	115	1.7	100	9	5.5	0.5	1.9	4.9	9.0	4.6
551030	2-ABS	300	255	205	160	105	–	–	11.8	5.1	230	0.9/0.7	100	9	5.75	0.5	1.9	4.9	9.0	4.6
551320	3-ABS	310	290	280	270	260	200	–	26	11.2	115	3.5	210	9	11.5	1	3.8	6.5	12	6
551330	3-ABS	310	290	280	270	260	200	–	26	11.2	230	1.8/1.6	210	11	11.75	1	3.8	6.5	12	6

## Peristaltic Condensate Removal Pumps

Item #	Model	Performance (GPH @ Height in Feet)			Shut-Off (ft)	Volts	Hertz	Amps	Watts	Weight	Dimensions (Inches)		
		5'	10'	20'							Height	Length	Width
553674	TPS	2.5	2.5	2.5	46	230	50/60	0.06	13	2.3	4.5	3.8	3.9
553675	TPT	2.5	2.5	2.5	46	230	50/60	0.06	13	2.3	4.5	3.8	3.9
553676	TPR	2.5	2.5	2.5	46	230	50/60	0.06	13	2.3	4.5	3.8	3.9

## EC Series Condensate Removal Pumps

Item #	Model	Performance (GPH @ Height in Feet)			Shut-Off (ft)	Volts	Hertz	Amps	Watts	Weight	Dimensions (Inches)		
		1'	5'	10'							Height	Length	Width
553458	EC-400	2.5	1.5	1.0	35	230	60	.1	20	1	1.4	4.4	1.75
553455	EC-400	2.5	1.5	1.0	35	115	60	.24	19	1.2	1.4	4.4	1.75
553712	EC-OP-K	2.5	1.5	1.0	35	230	50/60	0.1	20	3	3.5	8.3	3.2
553500	EC-1	2.5	1.8	1.5	33	115	60	.24	19	.50	2.38	4.10	1.82
553501	EC-1	2.5	1.8	1.5	33	208-230	50/60	0.1	20	.50	2.38	4.10	1.82
553510	EC-1K	2.5	1.8	1.5	33	115	60	.24	19	.50	2.38	4.10	1.82
553511	EC-1K	2.5	1.8	1.5	33	208-230	50/60	0.1	20	.50	2.38	4.10	1.82

## Ice Machine Replacement Pumps, Evaporative Cooler Pumps and Coil Cleaning Kits

Item #	Model	HP	Performance (GPH @ Height in Feet)							Shut-Off (ft)	PSI	Volts	Amps	Watts	Cord (ft)	Weight (lbs)	Dimensions (Inches)		
			1'	2'	3'	5'	7'	11'	15'								Height	Length	Width
540005	CP1-115	1/70	307	288	265	213	163	–	–	9.5	4.1	115/127	.9	85	5	2.5	9	4.5	4.5
540015	CP1-230	1/70	307	288	265	213	163	–	–	9.5	4.1	230	.5	75	5	2.5	9	4.5	4.5
541005	CP2-115	1/50	502	467	440	371	294	–	–	11	4.7	115	1.0	80	5	3	9	4.5	4.5
541015	CP2-230	1/50	502	467	440	371	294	–	–	11	4.7	230	.6	80	5	3	9	4.5	4.5
542005	CP3-115	1/30	563	512	460	389	287	–	–	12	5.2	115	1.2	95	5	3.5	9	4.5	4.5
542015	CP3-230	1/30	563	512	460	389	287	–	–	12	5.2	230	.6	90	5	3.5	9	4.5	4.5
545600	RIM-U	1/25	–	–	–	–	–	–	–	–	–	115/230	1.5/0.75	125	–	–	–	–	–
562660	GKPK-SC	1/30	310	300	285	–	–	–	–	14.6	6.3	115	1.43	109	4	11	8.6	20	16





## About Our Company.

In 2006, Franklin Electric Company acquired Little Giant Pump Company to solidify our position as a leading global supplier of water pumping systems for residential and commercial markets.

Little Giant® products - sump, sewage, effluent, utility, condensate removal, and submersible industrial pumps - complement and broaden Franklin Electric's overall water systems offering.

Little Giant Pump Company, now Franklin Electric, offers the industry a well-respected brand of products - Little Giant. Founded on quality, availability, service, innovation, and value, Franklin Electric continues to bring the Little Giant brand name advantage.

Franklin Electric is a global leader in the production and marketing of systems and components for the movement of water and automotive fuels. Recognized as a technical leader in its specialties, Franklin serves customers around the world in residential, commercial, agricultural, industrial, municipal, and fueling applications.

Long recognized as the world's largest manufacturer of submersible electric motors, Franklin Electric has been able to leverage its expertise in motor applications to grow and serve several different markets. The principal application for Franklin products is water well pumping systems, where the company offers pumps, motors, drives, and controls. In addition, Franklin Electric produces a vast array of products for fueling systems and the water transfer market.

With 3,500 employees worldwide, Franklin Electric is a global manufacturer with over 25 manufacturing and distribution facilities located in the United States, Germany, Czech Republic, Italy, Mexico, Canada, Australia, Brazil, South Africa, China, and Japan.

ASME

ASPE

MANA

HARDI

Franklin Electric  
P.O. Box 12010  
Oklahoma City, OK 73157-2010  
PH: 1-800-701-7894  
FX: 1-800-678-7867  
[www.LittleGiantPump.com](http://www.LittleGiantPump.com)



**Franklin Electric**

Form 995505 08-14