

# Wallmount Service Sink Faucets

**TECK<sup>®</sup>**  
COMMERCIAL

**DELTA<sup>®</sup>**

## Specification: (example)

- **CAST BRASS** wallmount service sink faucet
- Two handle
- Integral stops
- **Rough chrome plated finish**
- Pail hook
- Inline vacuum breaker
- Hose-end spout
- Wall brace
- Color indexed metal cross handles

- ☐ **28T9**  
203mm (8") centers
- ☐ **28T9-AC**  
140mm (5.5") to 267mm (10.5") adjustable centers

**28T9**



## Engineer/Architect Approval

Model Specified:

Approval:

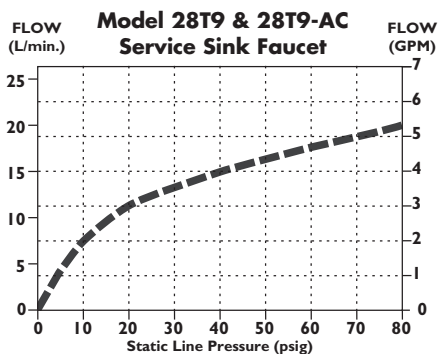
Date:



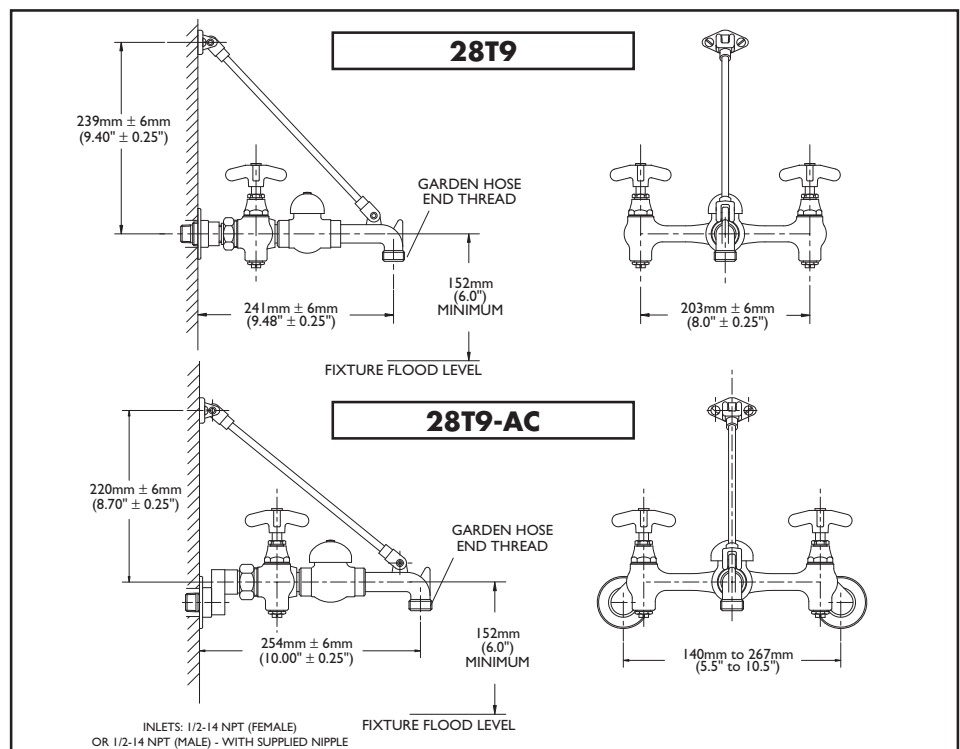
## Approvals:

- CSA certified
- Complies to ASME A112.18.1/CSA B125.1 including integral back siphonage protection

## Flow Rates vs PRESSURE



**NOTE: Flow shown is through one side only, full open.**



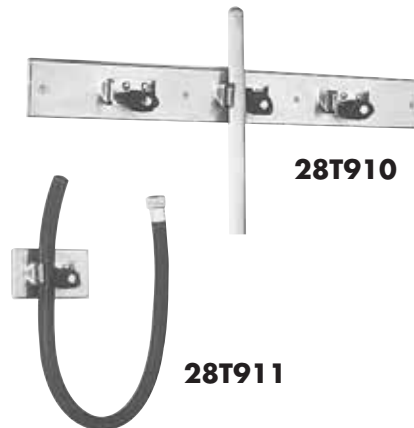
## Hose and Mop Holder Accessories

### 28T910


- Stainless steel mop hanger
- 76mm x 660mm (3" x 26")
- Three spring loaded rubber grip holders.

### 28T911

- Heavy duty 1219mm (48") long reinforced hose
- Brass coupling
- Stainless steel hanger bracket
- 76mm x 127mm (3" x 5") with rubber grip.



## Typical Installation



Note: Measurements may vary ± 6mm (0.25")

Refer to [www.specselect.com](http://www.specselect.com) for individual models.

Note: Use this page as a product submittal sheet.

Delta reserves the right (1) to make changes in specifications and materials, and (2) to change or discontinue models, both without notice or obligation. Dimensions are for reference only. See current full-line price book or [www.specselect.com](http://www.specselect.com) for finish options and product availability.

DSP-28T9 Rev. D