

A COMPLETE LINE OF HIGH QUALITY BRASS PLUMBING PRODUCTS.



(2) 9/16-24UNEF-2A
MAJOR DIA. .5541-5
GD P.D. .53
NO GD P.D. .530
0.039X45° CHAM.
TYP.

Ø.386 (2)
TYP.
(2) .492DIA.X.080
UNDERCUT TYP.

R.039 (2)
TYP.

.315
.386
.968



CENTURY BRASS MFG.

An American-De Rosa Company

Compression Fittings Flare Fittings Pipe Fittings Hose Barb Fittings Garden Hose Fittings Aerator Adaptors POL Bottled Gas Fittings
Needle Valves Air Cocks Drain Cocks Three/Four-Way Valves Marine Fuel Valves Shutoff Cocks Lavatory Supplies

CENTURY BRASS MFG. BRASS FITTINGS

TO OUR VALUED CUSTOMERS:

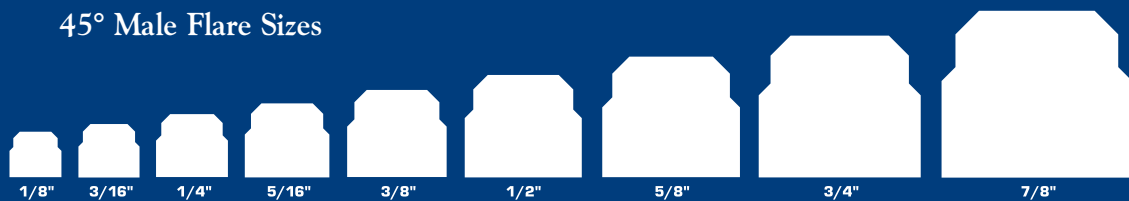
Our Mission

At Century Brass Manufacturing our goal is to provide high quality brass plumbing parts along with the highest level of customer service. We strive to be the Number One Source for all of your brass-fitting needs.


Who We Are

We at Century Brass offer a full range of brass plumbing products for the Plumbing industry. We offer convenience, choice and expert advice at a competitive price. We also design, engineer and manufacture both proprietary and general use parts for every conceivable industry. We dedicate ourselves to continuously expand our plumbing line to help fill all your brass fitting requirements.

45° Male Flare Sizes























Male Pipe Thread Sizes



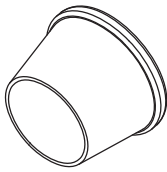
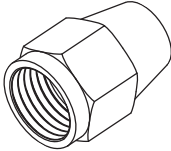
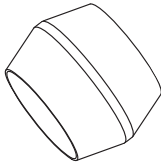
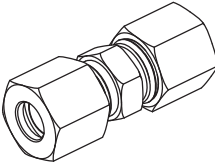
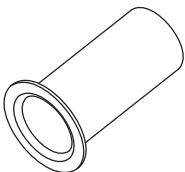
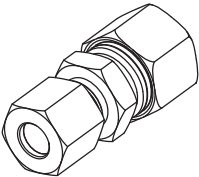
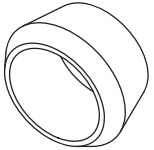
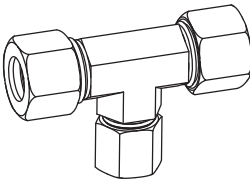
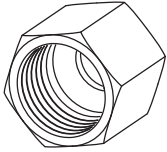
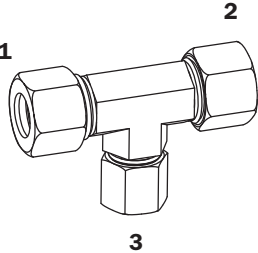
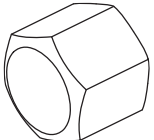
Copyright 2008 Century Brass Mfg., Hauppauge, NY 11788.

This is not an offer but only an invitation for an offer. For terms, including price and payment terms, please contact us directly. All illustrations in this catalog are the property of Century Brass Mfg. and may not be reproduced without written permission from Century Brass Mfg.

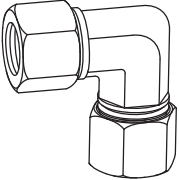
Table of Contents

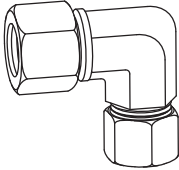
Fittings	Page(s)	Example
Brass Compression Fittings	2-4	
Chromed Brass Compression Fittings	4	
Brass Flare Tube Fittings	4-8	
Brass Pipe Fittings	8-10	
Brass Hose Barb Fittings	10-11	
Brass Garden Hose Fittings	11-12	
Brass Aerator Adaptors	12	
Brass POL Bottled Gas Fittings	12	
Brass Needle Valves	12-13	
Brass Air Cocks	13-14	
Brass Drain Cocks	14	
Brass Three + Four-Way Valves	15	
Brass Marine Fuel Valves	15	
Brass Shutoff Cocks	15-16	
Brass Lavatory Supplies	16	
Additional Brass Products	16	
Pex Brass Products	17-18	
Stainless Steel Braided Hoses	18	
Red Vinyl Dishwasher Hoses	18	
Bronze Cast Fittings	19-20	

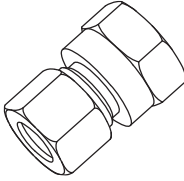
Brass Compression Fittings

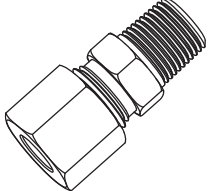
SA-60		SELF-ALIGNED SLEEVES		61-L		BRASS COMPRESSION LONG NUT		
	No.	O.D.			No.	O.D.		
	SA-60-2	1/8			61-L-2	1/8		
	SA-60-3	3/16			61-L-3	3/16		
	SA-60-4	1/4			61-L-4	1/4		
	SA-60-6	3/8			61-L-5	5/16		
	SA-60-8	1/2		61-L-6	3/8			
				61-L-8	1/2			
				61-L-10	5/8			
				61-L-12	3/4			
60		COMPRESSION SLEEVES		62		BRASS COMPRESSION UNION		
	No.	O.D.			No.	O.D.		
	60-2	1/8			62-2	1/8		
	60-3	3/16			62-3	3/16		
	60-4	1/4			62-4	1/4		
	60-5	5/16			62-5	5/16		
	60-6	3/8			62-6	3/8		
	60-7	7/16			62-7	7/16		
	60-8	1/2			62-8	1/2		
	60-10	5/8			62-10	5/8		
	60-12	3/4			62-12	3/4		
60-14	7/8		62-14	7/8				
60-INS		BRASS INSERTS		62-R		BRASS REDUCING UNION		
	No.	O.D.			No.	O.D.	O.D.	
	60-INS-4	1/4			62-R-43	1/4	X 3/16	
	60-INS-5	5/16			62-R-54	5/16	X 1/4	
	60-INS-6	3/8			62-R-64	3/8	X 1/4	
	60-INS-8	1/2			62-R-65	3/8	X 5/16	
60-INS-10	5/8		62-R-86	1/2	X 3/8			
				62-R-106	5/8	X 3/8		
				62-R-108	5/8	X 1/2		
60-P		PLASTIC DELRIN SLEEVE		64		BRASS COMPRESSION TEE		
	No.	O.D.			No.	O.D.		
	60-P-4	1/4			64-2	1/8		
	60-P-5	5/16			64-3	3/16		
	60-P-6	3/8			64-4	1/4		
	60-P-8	1/2			64-5	5/16		
60-P-10	5/8		64-6	3/8				
				64-8	1/2			
				64-10	5/8			
				64-12	3/4			
				64-14	7/8			
61		BRASS COMPRESSION NUTS		64-R		BRASS REDUCING TEE		
	No.	O.D.			O.D.			
	61-2	1/8			No.	1	2	3
	61-3	3/16			64-R-42	1/4	X 1/4	X 1/8
	61-4	1/4			64-R-46	1/4	X 1/4	X 3/8
	61-5	5/16			64-R-644	3/8	X 1/4	X 1/4
	61-6	3/8			64-R-64	3/8	X 3/8	X 1/4
	61-7	7/16			64-R-84	1/2	X 1/2	X 1/4
	61-8	1/2			64-R-86	1/2	X 1/2	X 3/8
	61-10	5/8			64-R-106	5/8	X 5/8	X 3/8
	61-12	3/4			64-R-108	5/8	X 5/8	X 1/2
61-14	7/8							
61-CAP		BRASS COMPRESSION CAP						
	No.	O.D.						
	61-CAP-4	1/4						
	61-CAP-6	3/8						
	61-CAP-8	1/2						
	61-CAP-10	5/8						

Brass Compression Fittings, Continued

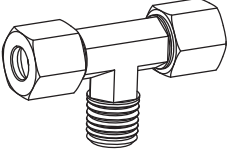
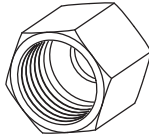
65 BRASS UNION ELBOWS			69 BRASS MALE ELBOW		
No.	O.D.		No.	O.D.	MIP
	65-2	1/8	69-22	1/8 X	1/8
	65-3	3/16	69-32	3/16 X	1/8
	65-4	1/4	69-34	3/16 X	1/4
	65-5	5/16	69-42	1/4 X	1/8
	65-6	3/8	69-44	1/4 X	1/4
	65-8	1/2	69-46	1/4 X	3/8
	65-10	5/8	69-48	1/4 X	1/2
	65-12	3/4	69-52	5/16 X	1/8
	65-14	7/8	69-54	5/16 X	1/4
			69-56	5/16 X	3/8
			69-62	3/8 X	1/8

65-R BRASS REDUCING UNION ELBOW			69-45 45 DEGREE MALE ELBOW			
No.	O.D.	O.D.	No.	O.D.	MIP	
	65-R-64	3/8 X	1/4	69-45-42	1/4 X	1/8
	65-R-86	1/2 X	3/8	69-45-44	1/4 X	1/4
	65-R-106	5/8 X	3/8	69-45-52	5/16 X	1/8
	65-R-108	5/8 X	1/2	69-45-64	3/8 X	1/4
				69-45-86	1/2 X	3/8

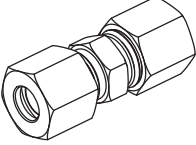
66 BRASS FEMALE CONNECTOR			70 BRASS FEMALE ELBOW			
No.	O.D.	FIP	No.	O.D.	FIP	
	66-22	1/8 X	1/8	70-22	1/8 X	1/8
	66-32	3/16 X	1/8	70-32	3/16 X	1/8
	66-34	3/16 X	1/4	70-42	1/4 X	1/8
	66-42	1/4 X	1/8	70-44	1/4 X	1/4
	66-44	1/4 X	1/4	70-52	5/16 X	1/8
	66-46	1/4 X	3/8	70-54	5/16 X	1/4
	66-48	1/4 X	1/2	70-62	3/8 X	1/8
	66-52	5/16 X	1/8	70-64	3/8 X	1/4
				70-66	3/8 X	3/8
				70-68	3/8 X	1/2
				70-86	1/2 X	3/8
				70-88	1/2 X	1/2
				70-108	5/8 X	1/2

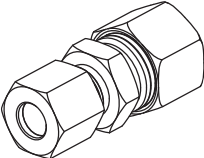
68 BRASS MALE CONNECTOR			71 BRASS 2-WAY MALE RUN TEE			
No.	O.D.	MIP	No.	O.D.	MIP	
	68-22	1/8 X	1/8	71-22	1/8 X	1/8
	68-32	3/16 X	1/8	71-32	3/16 X	1/8
	68-34	3/16 X	1/4	71-42	1/4 X	1/8
	68-42	1/4 X	1/8	71-44	1/4 X	1/4
	68-44	1/4 X	1/4	71-52	5/16 X	1/8
	68-46	1/4 X	3/8	71-54	5/16 X	1/4
	68-48	1/4 X	1/2	71-62	3/8 X	1/8
	68-54	5/16 X	1/4	71-64	3/8 X	1/4
				71-66	3/8 X	3/8
				71-86	1/2 X	3/8
				71-88	1/2 X	1/2
				71-108	5/8 X	1/2
				71-128	3/4 X	1/2

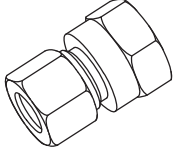
Brass Compression Fittings, Continued

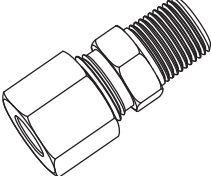
72 BRASS 2-WAY MALE BRANCH TEE		61-C CHROMED NUT				
	No.	O.D.	MIP		No.	O.D.
	72-22	1/8 X	1/8		61-C-6	3/8
	72-32	3/16 X	1/8		61-C-8	1/2
	72-42	1/4 X	1/8	61-C-10	5/8	
	72-44	1/4 X	1/4			
	72-52	5/16 X	1/8			
	72-54	5/16 X	1/4			
	72-62	3/8 X	1/8			
	72-64	3/8 X	1/4			
	72-66	3/8 X	3/8			
	72-86	1/2 X	3/8			
	72-88	1/2 X	1/2			
72-108	5/8 X	1/2				

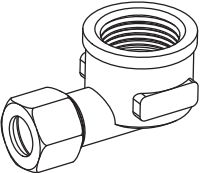
Chromed Brass Compression Fittings

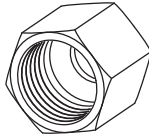
62-C CHROMED UNION	
	No. O.D.
	62-C-6 3/8
	62-C-8 1/2
	62-C-10 5/8

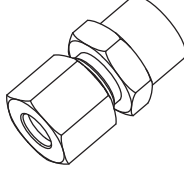
62-R-C CHROMED REDUCING UNION	
	No. O.D. O.D.
	62-R-C-86 1/2 X 3/8
	62-R-C-106 5/8 X 3/8
	62-R-C-108 5/8 X 1/2

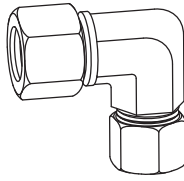
66-C CHROMED FEMALE CONNECTOR	
	No. O.D. FIP
	66-C-66 3/8 X 3/8
	66-C-68 3/8 X 1/2

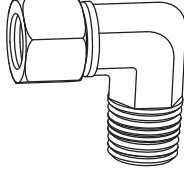
68-C CHROMED MALE CONNECTOR	
	No. O.D. MIP
	68-C-66 3/8 X 3/8
	68-C-68 3/8 X 1/2
	68-C-108 5/8 X 1/2

70-C CHROMED FEMALE ELBOW		
	No. O.D. FIP FINISH	
	70-C-66 3/8 X 3/8 Chrome Plated	
	70-C-68 3/8 X 1/2 Chrome Plated	
		SWT.
	No. O.D. NOM. FINISH	
	70-C-68-SWT 3/8 X 1/2 Chrome Plated	
70-C-68-SWT-RB 3/8 X1/2 Rough Brass		

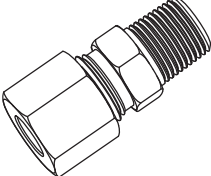
61-C CHROMED NUT	
	No. O.D.
	61-C-6 3/8
	61-C-8 1/2
	61-C-10 5/8

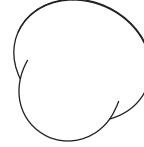
124 CHROMED SWEAT ADAPTOR	
	No. O.D. SWT. FINISH
	124-68 3/8 X 1/2 Chrome Plated
	124-68-RB 3/8 X1/2 Rough Brass

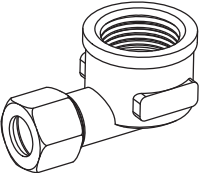
65-R-C CHROMED REDUCING UNION ELBOW	
	No. O.D. O.D.
	65-R-C-106 5/8 X 3/8
	65-R-C-108 5/8 X 1/2

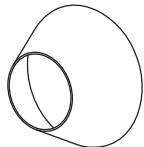
69-C CHROMED MALE ELBOW	
	No. O.D. MIP
	69-C-66 3/8 X 3/8
	69-C-68 3/8 X 1/2
	69-C-88 1/2 X 1/2

Brass Flare Tube Fittings


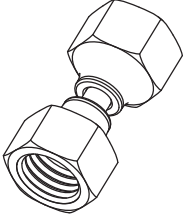
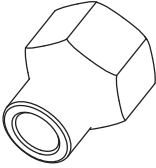
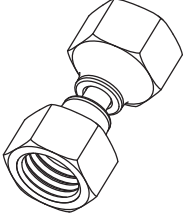
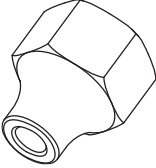
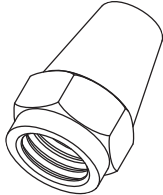
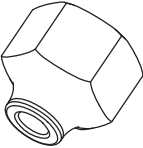
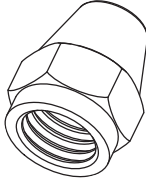
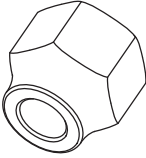
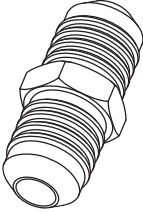
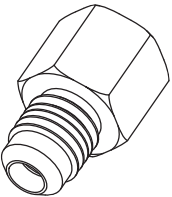

68-C CHROMED MALE CONNECTOR	
	No. O.D. MIP
	68-C-66 3/8 X 3/8
	68-C-68 3/8 X 1/2
	68-C-108 5/8 X 1/2

B-1 BRASS SEAT BONNET	
	No. O.D.
	B-1-3 3/16
	B-1-4 1/4
	B-1-5 5/16
	B-1-6 3/8
	B-1-8 1/2
	B-1-10 5/8
	B-1-12 3/4

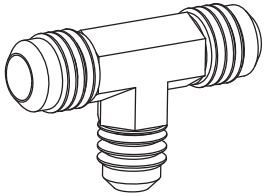
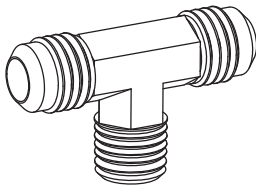
70-C CHROMED FEMALE ELBOW		
	No. O.D. FIP FINISH	
	70-C-66 3/8 X 3/8 Chrome Plated	
	70-C-68 3/8 X 1/2 Chrome Plated	
		SWT.
	No. O.D. NOM. FINISH	
	70-C-68-SWT 3/8 X 1/2 Chrome Plated	
70-C-68-SWT-RB 3/8 X1/2 Rough Brass		

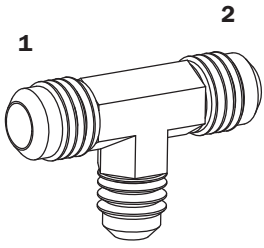
B-2 BRASS COPPER GASKET	
	No. O.D.
	B-2-3 3/16
	B-2-4 1/4
	B-2-5 5/16
	B-2-6 3/8
	B-2-8 1/2
	B-2-10 5/8
	B-2-12 3/4

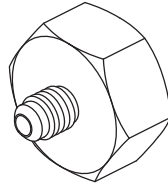
Brass Flare Tube Fittings, Continued

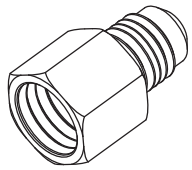
C-1		BRASS CROSS		SNU-4		BRASS SWIVEL NUT UNION			
	No.	O.D.			No.	O.D.			
	C-1-5	5/16			SNU-4-4	1/4			
	C-1-6	3/8			SNU-4-5	5/16			
	C-1-8	1/2			SNU-4-6	3/8			
N-4		BRASS LONG FORGED NUT		RSNU-4		BRASS REDUCING SWIVEL NUT UNION			
	No.	O.D.			No.	O.D.	O.D.		
	N-4-3	3/16			RSNU-64	3/8	X 1/4		
	N-4-4	1/4			RSNU-86	1/2	X 3/8		
	N-4-6	3/8			RSNU-108	5/8	X 1/2		
	N-4-8	1/2							
	N-4-10	5/8							
N-4-12	3/4								
LFRN		BRASS LONG FORGED REDUCING NUT			41-L		BRASS LONG NUT		
	O.D.	O.D.	O.D.		No.	O.D.			
	LFRN-43	1/4	X		3/16	41-L-2	1/8		
	LFRN-64	3/8	X		1/4	41-L-3	3/16		
	LFRN-86	1/2	X		3/8	41-L-4	1/4		
	LFRN-128	3/4	X		1/2	41-L-5	5/16		
LFRN-1210	3/4	X	5/8	41-L-6	3/8				
SFRN		BRASS SHORT FORGED REDUCING NUT			41-S		BRASS SHORT NUT		
	No.	O.D.	O.D.		No.	O.D.			
	SFRN-4-64	3/8	X		1/4	41-S-2	1/8		
	SFRN-4-86	1/2	X		3/8	41-S-3	3/16		
SFRN-4-108	5/8	X	1/2	41-S-4	1/4				
NS-4		BRASS SHORT FORGED NUT			42		BRASS UNION		
	No.	O.D.			No.	O.D.			
	NS-4-3	3/16			42-2	1/8			
	NS-4-4	1/4			42-3	3/16			
	NS-4-5	5/16			42-4	1/4			
	NS-4-6	3/8			42-5	5/16			
	NS-4-8	1/2			42-6	3/8			
NS-4-10	5/8		42-8	1/2					
NS-4-12	3/4		42-10	5/8					
FMRA		BRASS FEMALE MALE REDUCING ADAPTOR			42-R		BRASS REDUCING UNION		
	No.	Female Flare	Male Flare		No.	O.D.	O.D.		
	FMRA-46	1/4	X		3/8	42-R-54	5/16	X 1/4	
	FMRA-64	3/8	X		1/4	42-R-64	3/8	X 1/4	
	FMRA-68	3/8	X		1/2	42-R-65	3/8	X 5/16	
	FMRA-84	1/2	X		1/4	42-R-84	1/2	X 1/4	
	FMRA-86	1/2	X		3/8	42-R-86	1/2	X 3/8	
	FMRA-810	1/2	X		5/8	42-R-106	5/8	X 3/8	
	FMRA-108	5/8	X		1/2	42-R-108	5/8	X 1/2	
	FMRA-1010	5/8	X		5/8				
FMRA-1012	5/8	X	3/4						
FMRA-1210	3/4	X	5/8						

Brass Flare Tube Fittings, Continued

44		BRASS TEE		45		BRASS 2-WAY MALE BRANCH TEE		
No.	O.D.	No.	O.D.	MIP		No.	O.D.	MIP
	44-2	1/8	44-3	3/16		45-22	1/8 X	1/8
	44-4	1/4	44-5	5/16		45-32	3/16 X	1/8
	44-6	3/8	44-8	1/2		45-42	1/4 X	1/8
	44-10	5/8	44-12	3/4		45-44	1/4 X	1/4
	44-14	7/8				45-52	5/16 X	1/8
						45-54	5/16 X	1/4
						45-62	3/8 X	1/8
						45-64	3/8 X	1/4
						45-66	3/8 X	3/8
						45-68	3/8 X	1/2
						45-84	1/2 X	1/4
						45-86	1/2 X	3/8
						45-88	1/2 X	1/2
						45-106	5/8 X	3/8
						45-108	5/8 X	1/2
						45-1012	5/8 X	3/4
						45-128	3/4 X	1/2
						45-1212	3/4 X	3/4

44-R		BRASS REDUCING TEE			
No.	1	2	3	O.D.	
	44-R-446	1/4 X	1/4 X	3/8	
	44-R-464	1/4 X	3/8 X	1/4	
	44-R-466	1/4 X	3/8 X	3/8	
	44-R-488	1/4 X	1/2 X	1/2	
	44-R-554	5/16 X	5/16 X	1/4	
	44-R-644	3/8 X	1/4 X	1/4	
	44-R-646	3/8 X	1/4 X	3/8	
	44-R-664	3/8 X	3/8 X	1/4	
	44-R-668	3/8 X	3/8 X	1/2	
	44-R-6610	3/8 X	3/8 X	5/8	
	44-R-686	3/8 X	1/2 X	3/8	
	44-R-688	3/8 X	1/2 X	1/2	
	44-R-6106	3/8 X	5/8 X	3/8	
	44-R-61010	3/8 X	5/8 X	5/8	
	44-R-848	1/2 X	1/4 X	1/2	
	44-R-864	1/2 X	3/8 X	1/4	
	44-R-866	1/2 X	3/8 X	3/8	
	44-R-868	1/2 X	3/8 X	1/2	
	44-R-884	1/2 X	1/2 X	1/4	
	44-R-886	1/2 X	1/2 X	3/8	
	44-R-8810	1/2 X	1/2 X	5/8	
	44-R-8812	1/2 X	1/2 X	3/4	
	44-R-8108	1/2 X	5/8 X	1/2	
	44-R-81010	1/2 X	5/8 X	5/8	
	44-R-8128	1/2 X	3/4 X	1/2	
	44-R-81212	1/2 X	3/4 X	3/4	
	44-R-1066	5/8 X	3/8 X	3/8	
	44-R-10610	5/8 X	3/8 X	5/8	
	44-R-1086	5/8 X	1/2 X	3/8	
	44-R-1088	5/8 X	1/2 X	1/2	
	44-R-10810	5/8 X	1/2 X	5/8	
	44-R-10106	5/8 X	5/8 X	3/8	
	44-R-10108	5/8 X	5/8 X	1/2	
	44-R-101012	5/8 X	5/8 X	3/4	
	44-R-101210	5/8 X	3/4 X	5/8	
	44-R-1288	3/4 X	1/2 X	1/2	
	44-R-12812	3/4 X	1/2 X	3/4	
	44-R-121010	3/4 X	5/8 X	5/8	
	44-R-12126	3/4 X	3/4 X	3/8	
	44-R-12128	3/4 X	3/4 X	1/2	
	44-R-121210	3/4 X	3/4 X	5/8	

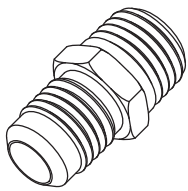
K-1		CYLINDER ADAPTOR W/FEM IPS THREAD		
No.	O.D.	IPS		
	K-1-0	1/4 X	1/2	
	K-1-1	1/4 X	3/4	
	K-1-2	3/8 X	1/2	
	K-1-3	3/8 X	3/4	
	K-1-4	1/2 X	1/2	

46		BRASS FEMALE CONNECTOR		
No.	O.D.	FIP		
	46-22	1/8 X	1/8	
	46-32	3/16 X	1/8	
	46-42	1/4 X	1/8	
	46-44	1/4 X	1/4	
	46-48	1/4 X	1/2	
	46-54	5/16 X	1/4	
	46-62	3/8 X	1/8	
	46-64	3/8 X	1/4	
	46-66	3/8 X	3/8	
	46-68	3/8 X	1/2	
	46-612	3/8 X	3/4	
	46-84	1/2 X	1/4	
	46-86	1/2 X	3/8	
	46-88	1/2 X	1/2	
	46-812	1/2 X	3/4	
	46-106	5/8 X	3/8	
	46-108	5/8 X	1/2	
	46-1012	5/8 X	3/4	
	46-128	3/4 X	1/2	
	46-1212	3/4 X	3/4	
	46-1412	7/8 X	3/4	

Brass Flare Tube Fittings, Continued

48

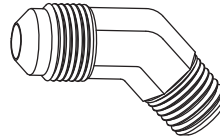
BRASS MALE CONNECTOR



No.	O.D.	MIP
48-22	1/8 X	1/8
48-32	3/16 X	1/8
48-42	1/4 X	1/8
48-44	1/4 X	1/4
48-46	1/4 X	3/8
48-48	1/4 X	1/2
48-52	5/16 X	1/8
48-54	5/16 X	1/4
48-56	5/16 X	3/8
48-62	3/8 X	1/8
48-64	3/8 X	1/4
48-66	3/8 X	3/8
48-68	3/8 X	1/2
48-612	3/8 X	3/4
48-84	1/2 X	1/4
48-86	1/2 X	3/8
48-88	1/2 X	1/2
48-812	1/2 X	3/4
48-106	5/8 X	3/8
48-108	5/8 X	1/2
48-1012	5/8 X	3/4
48-128	3/4 X	1/2
48-1212	3/4 X	3/4
48-1412	7/8 X	3/4

49-45

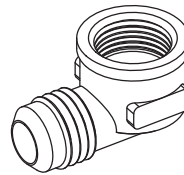
BRASS 45 DEGREE MALE ELBOW



No.	O.D.	MIP
49-45-42	1/4 X	1/8
49-45-44	1/4 X	1/4
49-45-46	1/4 X	3/8
49-45-52	5/16 X	1/8
49-45-54	5/16 X	1/4
49-45-64	3/8 X	1/4
49-45-66	3/8 X	3/8
49-45-68	3/8 X	1/2
49-45-86	1/2 X	3/8
49-45-88	1/2 X	1/2
49-45-108	5/8 X	1/2

50

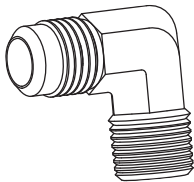
BRASS FEMALE ELBOW



No.	O.D.	FIP
50-32	3/16 X	1/8
50-42	1/4 X	1/8
50-44	1/4 X	1/4
50-52	5/16 X	1/8
50-54	5/16 X	1/4
50-62	3/8 X	1/8
50-64	3/8 X	1/4
50-66	3/8 X	3/8
50-68	3/8 X	1/2
50-612	3/8 X	3/4
50-84	1/2 X	1/4
50-86	1/2 X	3/8
50-88	1/2 X	1/2
50-812	1/2 X	3/4
50-106	5/8 X	3/8
50-108	5/8 X	1/2
50-1012	5/8 X	3/4

49

BRASS MALE ELBOW

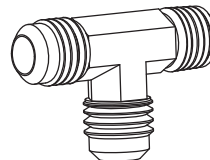


No.	O.D.	MIP
49-22	1/8 X	1/8
49-32	3/16 X	1/8
49-34	3/16 X	1/4
49-42	1/4 X	1/8
49-44	1/4 X	1/4
49-46	1/4 X	3/8
49-48	1/4 X	1/2
49-52	5/16 X	1/8
49-54	5/16 X	1/4
49-56	5/16 X	3/8
49-62	3/8 X	1/8
49-64	3/8 X	1/4
49-66	3/8 X	3/8
49-68	3/8 X	1/2
49-612	3/8 X	3/4
49-84	1/2 X	1/4
49-86	1/2 X	3/8
49-88	1/2 X	1/2
49-812	1/2 X	3/4
49-106	5/8 X	3/8
49-108	5/8 X	1/2
49-1012	5/8 X	3/4
49-128	3/4 X	1/2
49-1212	3/4 X	3/4
49-1412	7/8 X	3/4

51

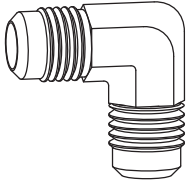
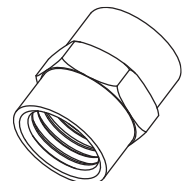
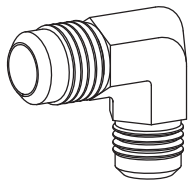
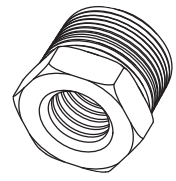
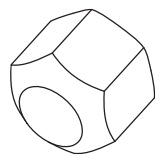
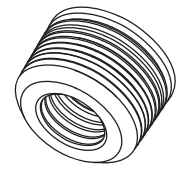
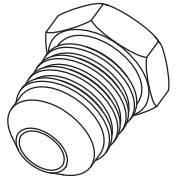
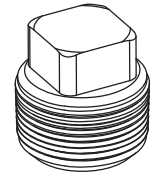
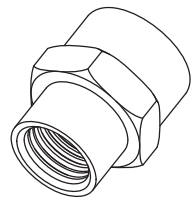
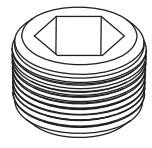

BRASS 2-WAY MALE RUN TEE

MIP

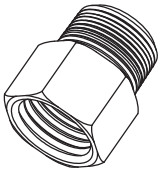
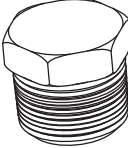

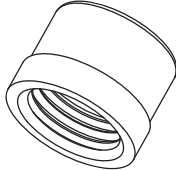
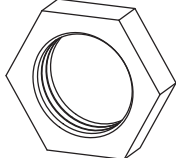

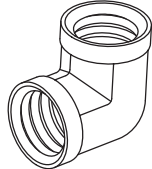


No.	O.D.	MIP
51-32	3/16 X	1/8
51-42	1/4 X	1/8
51-44	1/4 X	1/4
51-62	3/8 X	1/8
51-64	3/8 X	1/4
51-66	3/8 X	3/8
51-68	3/8 X	1/2
51-86	1/2 X	3/8
51-88	1/2 X	1/2
51-108	5/8 X	1/2
51-1212	3/4 X	3/4

Brass Flare Tube Fittings, Continued

<p>55 BRASS UNION ELBOW</p>  <table border="1"> <thead> <tr> <th>No.</th> <th>O.D.</th> </tr> </thead> <tbody> <tr><td>55-2</td><td>1/8</td></tr> <tr><td>55-3</td><td>3/16</td></tr> <tr><td>55-4</td><td>1/4</td></tr> <tr><td>55-5</td><td>5/16</td></tr> <tr><td>55-6</td><td>3/8</td></tr> <tr><td>55-8</td><td>1/2</td></tr> <tr><td>55-10</td><td>5/8</td></tr> <tr><td>55-12</td><td>3/4</td></tr> <tr><td>55-14</td><td>7/8</td></tr> </tbody> </table>	No.	O.D.	55-2	1/8	55-3	3/16	55-4	1/4	55-5	5/16	55-6	3/8	55-8	1/2	55-10	5/8	55-12	3/4	55-14	7/8	<p>99 BRASS COUPLING</p>  <table border="1"> <thead> <tr> <th>No.</th> <th>FIP</th> </tr> </thead> <tbody> <tr><td>99-2</td><td>1/8</td></tr> <tr><td>99-4</td><td>1/4</td></tr> <tr><td>99-6</td><td>3/8</td></tr> <tr><td>99-8</td><td>1/2</td></tr> <tr><td>99-12</td><td>3/4</td></tr> </tbody> </table>	No.	FIP	99-2	1/8	99-4	1/4	99-6	3/8	99-8	1/2	99-12	3/4																																		
No.	O.D.																																																																		
55-2	1/8																																																																		
55-3	3/16																																																																		
55-4	1/4																																																																		
55-5	5/16																																																																		
55-6	3/8																																																																		
55-8	1/2																																																																		
55-10	5/8																																																																		
55-12	3/4																																																																		
55-14	7/8																																																																		
No.	FIP																																																																		
99-2	1/8																																																																		
99-4	1/4																																																																		
99-6	3/8																																																																		
99-8	1/2																																																																		
99-12	3/4																																																																		
<p>55-R BRASS REDUCING UNION ELBOW</p>  <table border="1"> <thead> <tr> <th>No.</th> <th>O.D.</th> <th>O.D.</th> </tr> </thead> <tbody> <tr><td>55-R-64</td><td>3/8 X</td><td>1/4</td></tr> <tr><td>55-R-86</td><td>1/2 X</td><td>3/8</td></tr> <tr><td>55-R-106</td><td>5/8 X</td><td>3/8</td></tr> <tr><td>55-R-108</td><td>5/8 X</td><td>1/2</td></tr> <tr><td>55-R-128</td><td>3/4 X</td><td>1/2</td></tr> <tr><td>55-R-1210</td><td>3/4 X</td><td>5/8</td></tr> </tbody> </table>	No.	O.D.	O.D.	55-R-64	3/8 X	1/4	55-R-86	1/2 X	3/8	55-R-106	5/8 X	3/8	55-R-108	5/8 X	1/2	55-R-128	3/4 X	1/2	55-R-1210	3/4 X	5/8	<p>100 BRASS HEX BUSHING</p>  <table border="1"> <thead> <tr> <th>No.</th> <th>MIP</th> <th>FIP</th> </tr> </thead> <tbody> <tr><td>100-42</td><td>1/4 X</td><td>1/8</td></tr> <tr><td>100-62</td><td>3/8 X</td><td>1/8</td></tr> <tr><td>100-64</td><td>3/8 X</td><td>1/4</td></tr> <tr><td>100-82</td><td>1/2 X</td><td>1/8</td></tr> <tr><td>100-84</td><td>1/2 X</td><td>1/4</td></tr> <tr><td>100-86</td><td>1/2 X</td><td>3/8</td></tr> <tr><td>100-122</td><td>3/4 X</td><td>1/8</td></tr> <tr><td>100-124</td><td>3/4 X</td><td>1/4</td></tr> <tr><td>100-126</td><td>3/4 X</td><td>3/8</td></tr> <tr><td>100-128</td><td>3/4 X</td><td>1/2</td></tr> <tr><td>100-164</td><td>1" X</td><td>1/4</td></tr> <tr><td>100-166</td><td>1" X</td><td>3/8</td></tr> <tr><td>100-168</td><td>1" X</td><td>1/2</td></tr> <tr><td>100-1612</td><td>1" X</td><td>3/4</td></tr> </tbody> </table>	No.	MIP	FIP	100-42	1/4 X	1/8	100-62	3/8 X	1/8	100-64	3/8 X	1/4	100-82	1/2 X	1/8	100-84	1/2 X	1/4	100-86	1/2 X	3/8	100-122	3/4 X	1/8	100-124	3/4 X	1/4	100-126	3/4 X	3/8	100-128	3/4 X	1/2	100-164	1" X	1/4	100-166	1" X	3/8	100-168	1" X	1/2	100-1612	1" X	3/4
No.	O.D.	O.D.																																																																	
55-R-64	3/8 X	1/4																																																																	
55-R-86	1/2 X	3/8																																																																	
55-R-106	5/8 X	3/8																																																																	
55-R-108	5/8 X	1/2																																																																	
55-R-128	3/4 X	1/2																																																																	
55-R-1210	3/4 X	5/8																																																																	
No.	MIP	FIP																																																																	
100-42	1/4 X	1/8																																																																	
100-62	3/8 X	1/8																																																																	
100-64	3/8 X	1/4																																																																	
100-82	1/2 X	1/8																																																																	
100-84	1/2 X	1/4																																																																	
100-86	1/2 X	3/8																																																																	
100-122	3/4 X	1/8																																																																	
100-124	3/4 X	1/4																																																																	
100-126	3/4 X	3/8																																																																	
100-128	3/4 X	1/2																																																																	
100-164	1" X	1/4																																																																	
100-166	1" X	3/8																																																																	
100-168	1" X	1/2																																																																	
100-1612	1" X	3/4																																																																	
<p>56 BRASS FLARE CAP</p>  <table border="1"> <thead> <tr> <th>No.</th> <th>O.D.</th> </tr> </thead> <tbody> <tr><td>56-3</td><td>3/16</td></tr> <tr><td>56-4</td><td>1/4</td></tr> <tr><td>56-5</td><td>5/16</td></tr> <tr><td>56-6</td><td>3/8</td></tr> <tr><td>56-8</td><td>1/2</td></tr> <tr><td>56-10</td><td>5/8</td></tr> </tbody> </table>	No.	O.D.	56-3	3/16	56-4	1/4	56-5	5/16	56-6	3/8	56-8	1/2	56-10	5/8	<p>100-F BRASS FACE BUSHING</p>  <table border="1"> <thead> <tr> <th>No.</th> <th>MIP</th> <th>FIP</th> </tr> </thead> <tbody> <tr><td>100-F-42</td><td>1/4 X</td><td>1/8</td></tr> <tr><td>100-F-64</td><td>3/8 X</td><td>1/4</td></tr> <tr><td>100-F-84</td><td>1/2 X</td><td>1/4</td></tr> <tr><td>100-F-86</td><td>1/2 X</td><td>3/8</td></tr> <tr><td>100-F-128</td><td>3/4 X</td><td>1/2</td></tr> <tr><td>100-F-1612</td><td>1" X</td><td>3/4</td></tr> </tbody> </table>	No.	MIP	FIP	100-F-42	1/4 X	1/8	100-F-64	3/8 X	1/4	100-F-84	1/2 X	1/4	100-F-86	1/2 X	3/8	100-F-128	3/4 X	1/2	100-F-1612	1" X	3/4																															
No.	O.D.																																																																		
56-3	3/16																																																																		
56-4	1/4																																																																		
56-5	5/16																																																																		
56-6	3/8																																																																		
56-8	1/2																																																																		
56-10	5/8																																																																		
No.	MIP	FIP																																																																	
100-F-42	1/4 X	1/8																																																																	
100-F-64	3/8 X	1/4																																																																	
100-F-84	1/2 X	1/4																																																																	
100-F-86	1/2 X	3/8																																																																	
100-F-128	3/4 X	1/2																																																																	
100-F-1612	1" X	3/4																																																																	
<p>57 BRASS FLARE PLUG</p>  <table border="1"> <thead> <tr> <th>No.</th> <th>O.D.</th> </tr> </thead> <tbody> <tr><td>57-4</td><td>1/4</td></tr> <tr><td>57-5</td><td>5/16</td></tr> <tr><td>57-6</td><td>3/8</td></tr> <tr><td>57-8</td><td>1/2</td></tr> <tr><td>57-10</td><td>5/8</td></tr> </tbody> </table>	No.	O.D.	57-4	1/4	57-5	5/16	57-6	3/8	57-8	1/2	57-10	5/8	<p>101 BRASS SQUARE HEAD PLUG</p>  <table border="1"> <thead> <tr> <th>No.</th> <th>MIP</th> </tr> </thead> <tbody> <tr><td>101-S-2</td><td>1/8 (solid only)</td></tr> <tr><td>101-4</td><td>1/4</td></tr> <tr><td>101-6</td><td>3/8</td></tr> <tr><td>101-8</td><td>1/2</td></tr> <tr><td>101-12</td><td>3/4</td></tr> <tr><td>101-16</td><td>1"</td></tr> </tbody> </table> <p>Solid Plug Available</p>	No.	MIP	101-S-2	1/8 (solid only)	101-4	1/4	101-6	3/8	101-8	1/2	101-12	3/4	101-16	1"																																								
No.	O.D.																																																																		
57-4	1/4																																																																		
57-5	5/16																																																																		
57-6	3/8																																																																		
57-8	1/2																																																																		
57-10	5/8																																																																		
No.	MIP																																																																		
101-S-2	1/8 (solid only)																																																																		
101-4	1/4																																																																		
101-6	3/8																																																																		
101-8	1/2																																																																		
101-12	3/4																																																																		
101-16	1"																																																																		
<p>Brass Pipe Fittings</p>																																																																			
<p>98-R BRASS REDUCING COUPLING</p>  <table border="1"> <thead> <tr> <th>No.</th> <th>FIP</th> <th>FIP</th> </tr> </thead> <tbody> <tr><td>98-R-42</td><td>1/4 X</td><td>1/8</td></tr> <tr><td>98-R-62</td><td>3/8 X</td><td>1/8</td></tr> <tr><td>98-R-64</td><td>3/8 X</td><td>1/4</td></tr> <tr><td>98-R-84</td><td>1/2 X</td><td>1/4</td></tr> <tr><td>98-R-86</td><td>1/2 X</td><td>3/8</td></tr> <tr><td>98-R-124</td><td>3/4 X</td><td>1/4</td></tr> <tr><td>98-R-126</td><td>3/4 X</td><td>3/8</td></tr> <tr><td>98-R-128</td><td>3/4 X</td><td>1/2</td></tr> </tbody> </table>	No.	FIP	FIP	98-R-42	1/4 X	1/8	98-R-62	3/8 X	1/8	98-R-64	3/8 X	1/4	98-R-84	1/2 X	1/4	98-R-86	1/2 X	3/8	98-R-124	3/4 X	1/4	98-R-126	3/4 X	3/8	98-R-128	3/4 X	1/2	<p>101-CS BRASS COUNTERSUNK HEAD PLUG</p>  <table border="1"> <thead> <tr> <th>No.</th> <th>MIP</th> </tr> </thead> <tbody> <tr><td>101-CS-2</td><td>1/8</td></tr> <tr><td>101-CS-4</td><td>1/4</td></tr> <tr><td>101-CS-6</td><td>3/8</td></tr> <tr><td>101-CS-8</td><td>1/2</td></tr> </tbody> </table> <p>101-SL BRASS SLOTTED PLUG</p>  <table border="1"> <thead> <tr> <th>No.</th> <th>MIP</th> </tr> </thead> <tbody> <tr><td>101-SL-2</td><td>1/8</td></tr> <tr><td>101-SL-4</td><td>1/4</td></tr> <tr><td>101-SL-6</td><td>3/8</td></tr> </tbody> </table>	No.	MIP	101-CS-2	1/8	101-CS-4	1/4	101-CS-6	3/8	101-CS-8	1/2	No.	MIP	101-SL-2	1/8	101-SL-4	1/4	101-SL-6	3/8																					
No.	FIP	FIP																																																																	
98-R-42	1/4 X	1/8																																																																	
98-R-62	3/8 X	1/8																																																																	
98-R-64	3/8 X	1/4																																																																	
98-R-84	1/2 X	1/4																																																																	
98-R-86	1/2 X	3/8																																																																	
98-R-124	3/4 X	1/4																																																																	
98-R-126	3/4 X	3/8																																																																	
98-R-128	3/4 X	1/2																																																																	
No.	MIP																																																																		
101-CS-2	1/8																																																																		
101-CS-4	1/4																																																																		
101-CS-6	3/8																																																																		
101-CS-8	1/2																																																																		
No.	MIP																																																																		
101-SL-2	1/8																																																																		
101-SL-4	1/4																																																																		
101-SL-6	3/8																																																																		

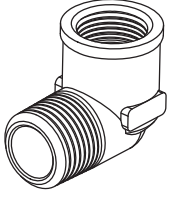
Brass Pipe Fittings, Continued

102 BRASS FEMALE X MALE ADAPTOR		106-R		RED BRASS NIPPLE																				
	No.	FIP	MIP	No.	MIP	Length																		
	102-22	1/8 X	1/8	106-R-CLOSE-8	1/2 X	Close																		
	102-42	1/4 X	1/8	106-R-824	1/2 X	1-1/2"																		
	102-44	1/4 X	1/4	106-R-832	1/2 X	2"																		
	102-64	3/8 X	1/4	106-R-840	1/2 X	2-1/2"																		
	102-66	3/8 X	3/8	106-R-848	1/2 X	3"																		
	102-86	1/2 X	3/8	106-R-856	1/2 X	3-1/2"																		
	102-88	1/2 X	1/2	106-R-864	1/2 X	4"																		
	102-128	3/4 X	1/2	106-R-872	1/2 X	4-1/2"																		
				106-R-880	1/2 X	5"																		
			106-R-888	1/2 X	5-1/2"																			
			106-R-896	1/2 X	6"																			
			106-R-CLOSE-12	3/4 X	Close																			
			106-R-1224	3/4 X	1-1/2"																			
			106-R-1232	3/4 X	2"																			
			106-R-1240	3/4 X	2-1/2"																			
			106-R-1248	3/4 X	3"																			
			106-R-1256	3/4 X	3-1/2"																			
			106-R-1264	3/4 X	4"																			
			106-R-1272	3/4 X	4-1/2"																			
			106-R-1280	3/4 X	5"																			
			106-R-1288	3/4 X	5-1/2"																			
			106-R-1296	3/4 X	6"																			
103 BRASS HEX HEAD PLUG																								
	No.	MIP	Other Sizes Available																					
	103-2	1/8																						
	103-4	1/4																						
	103-6	3/8																						
	103-8	1/2																						
	103-12	3/4																						
	103-16	1"																						
104 BRASS CAP				306 BRASS HEX NIPPLE																				
	No.	FIP	<table border="1"> <thead> <tr> <th>No.</th> <th>MIP</th> </tr> </thead> <tbody> <tr><td>306-2</td><td>1/8</td></tr> <tr><td>306-4</td><td>1/4</td></tr> <tr><td>306-6</td><td>3/8</td></tr> <tr><td>306-8</td><td>1/2</td></tr> <tr><td>306-12</td><td>3/4</td></tr> <tr><td>306-16</td><td>1"</td></tr> </tbody> </table>				No.	MIP	306-2	1/8	306-4	1/4	306-6	3/8	306-8	1/2	306-12	3/4	306-16	1"				
No.	MIP																							
306-2	1/8																							
306-4	1/4																							
306-6	3/8																							
306-8	1/2																							
306-12	3/4																							
306-16	1"																							
	104-2	1/8																						
	104-4	1/4																						
	104-6	3/8																						
	104-8	1/2																						
	104-12	3/4																						
	104-16	1"																						
105 BRASS LOCKNUT				306-R BRASS HEX REDUCING NIPPLE																				
	No.	FIP	<table border="1"> <thead> <tr> <th>No.</th> <th>MIP</th> <th>MIP</th> </tr> </thead> <tbody> <tr><td>306-R-42</td><td>1/4 X</td><td>1/8</td></tr> <tr><td>306-R-62</td><td>3/8 X</td><td>1/8</td></tr> <tr><td>306-R-64</td><td>3/8 X</td><td>1/4</td></tr> <tr><td>306-R-84</td><td>1/2 X</td><td>1/4</td></tr> <tr><td>306-R-86</td><td>1/2 X</td><td>3/8</td></tr> </tbody> </table>				No.	MIP	MIP	306-R-42	1/4 X	1/8	306-R-62	3/8 X	1/8	306-R-64	3/8 X	1/4	306-R-84	1/2 X	1/4	306-R-86	1/2 X	3/8
No.	MIP	MIP																						
306-R-42	1/4 X	1/8																						
306-R-62	3/8 X	1/8																						
306-R-64	3/8 X	1/4																						
306-R-84	1/2 X	1/4																						
306-R-86	1/2 X	3/8																						
	105-2	1/8																						
	105-4	1/4																						
	105-6	3/8																						
	105-8	1/2																						
	105-12	3/4																						
106 YELLOW BRASS NIPPLE				309 BRASS ELBOW																				
	No.	MIP	Length	<table border="1"> <thead> <tr> <th>No.</th> <th>FIP</th> </tr> </thead> <tbody> <tr><td>309-2</td><td>1/8</td></tr> <tr><td>309-4</td><td>1/4</td></tr> <tr><td>309-6</td><td>3/8</td></tr> <tr><td>309-8</td><td>1/2</td></tr> <tr><td>309-12</td><td>3/4</td></tr> </tbody> </table>			No.	FIP	309-2	1/8	309-4	1/4	309-6	3/8	309-8	1/2	309-12	3/4						
No.	FIP																							
309-2	1/8																							
309-4	1/4																							
309-6	3/8																							
309-8	1/2																							
309-12	3/4																							
	106-CLOSE-2	1/8 X	3/4"																					
	106-224	1/8 X	1-1/2"																					
	106-232	1/8 X	2"																					
	106-240	1/8 X	2-1/2"																					
	106-248	1/8 X	3"																					
	106-CLOSE-4	1/4 X	7/8"																					
	106-424	1/4 X	1-1/2"																					
	106-432	1/4 X	2"																					
	106-440	1/4 X	2-1/2"																					
	106-448	1/4 X	3"																					
	106-CLOSE-6	3/8 X	1"																					
	106-624	3/8 X	1-1/2"																					
	106-632	3/8 X	2"																					
	106-640	3/8 X	2-1/2"																					
	106-648	3/8 X	3"																					
	106-CLOSE-8	1/2 X	1-1/8"																					
	106-824	1/2 X	1-1/2"																					
	106-832	1/2 X	2"																					
	106-840	1/2 X	2-1/2"																					
	106-848	1/2 X	3"																					
106 YELLOW BRASS NIPPLE				309-45 BRASS 45 DEGREE FEM ELBOW																				
	No.	FIP	<table border="1"> <thead> <tr> <th>No.</th> <th>FIP</th> </tr> </thead> <tbody> <tr><td>309-45-2</td><td>1/8</td></tr> <tr><td>309-45-4</td><td>1/4</td></tr> </tbody> </table>				No.	FIP	309-45-2	1/8	309-45-4	1/4												
No.	FIP																							
309-45-2	1/8																							
309-45-4	1/4																							
	309-45-2	1/8																						
	309-45-4	1/4																						

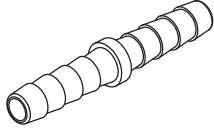
Brass Pipe Fittings, Continued

Brass Hose Barb Fittings

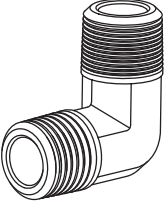
310 BRASS STREET ELBOW			
No.	MIP	FIP	
310-2	1/8 X	1/8	
310-4	1/4 X	1/4	
310-6	3/8 X	3/8	
310-8	1/2 X	1/2	
310-12	3/4 X	3/4	



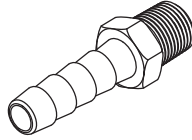
201 BRASS SPLICER		
No.	Hose I.D.	
201-4	1/4	
201-6	3/8	
201-8	1/2	



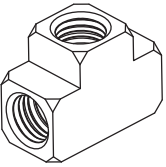
310-M BRASS DOUBLE MALE ELBOW			
No.	MIP		
310-M-2	1/8		
310-M-4	1/4		
310-M-6	3/8		
310-M-8	1/2		
310-MR-42	1/4 X	1/8	
310-MR-64	3/8 X	1/4	
310-MR-86	1/2 X	3/8	



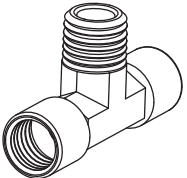
202 BRASS MALE BARB			
No.	Hose I.D.	MIP	
202-32	3/16 X	1/8	
202-34	3/16 X	1/4	
202-42	1/4 X	1/8	
202-44	1/4 X	1/4	
202-46	1/4 X	3/8	
202-52	5/16 X	1/8	
202-54	5/16 X	1/4	
202-56	5/16 X	3/8	
202-62	3/8 X	1/8	
202-64	3/8 X	1/4	
202-66	3/8 X	3/8	
202-68	3/8 X	1/2	
202-86	1/2 X	3/8	
202-88	1/2 X	1/2	
202-812	1/2 X	3/4	
202-106	5/8 X	3/8	
202-108	5/8 X	1/2	
202-1012	5/8 X	3/4	
202-128	3/4 X	1/2	
202-1212	3/4 X	3/4	



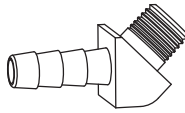
311 BRASS TEE		
No.	FIP	
311-2	1/8	
311-4	1/4	
311-6	3/8	
311-8	1/2	
311-12	3/4	




312 BRASS MALE BRANCH TEE			
No.	MIP	FIP	
312-2	1/8 X	1/8	
312-4	1/4 X	1/4	
312-6	3/8 X	3/8	
312-8	1/2 X	1/2	



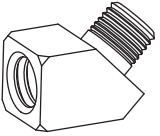
202-45 BRASS 45 DEGREE ELBOW BARB			
No.	Hose I.D.	MIP	
202-45-42	1/4 X	1/8	
202-45-62	3/8 X	1/8	
202-45-64	3/8 X	1/4	
202-45-66	3/8 X	3/8	
202-45-84	1/2 X	1/4	
202-45-106	5/8 X	3/8	



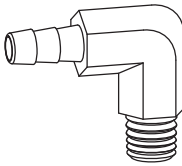
314 BRASS CROSS		
No.	FIP	
314-2	1/8	
314-4	1/4	
314-6	3/8	
314-8	1/2	



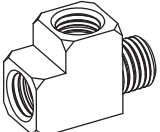
315 BRASS 45 DEGREE STREET ELBOW			
No.	MIP	FIP	
315-2	1/8 X	1/8	
315-4	1/4 X	1/4	
315-6	3/8 X	3/8	
315-8	1/2 X	1/2	



202-90 BRASS 90 DEGREE ELBOW BARB			
No.	Hose I.D.	MIP	
202-90-42	1/4 X	1/8	
202-90-44	1/4 X	1/4	
202-90-52	5/16 X	1/8	
202-90-62	3/8 X	1/8	
202-90-64	3/8 X	1/4	
202-90-66	3/8 X	3/8	
202-90-68	3/8 X	1/2	
202-90-86	1/2 X	3/8	
202-90-106	5/8 X	3/8	
202-90-108	5/8 X	1/2	

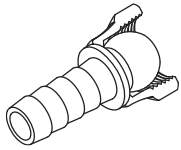


316 BRASS STREET TEE			
No.	MIP	FIP	
316-2	1/8 X	1/8	
316-4	1/4 X	1/4	
316-6	3/8 X	3/8	



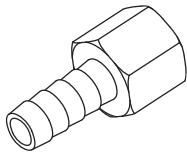
Brass Hose Barb Fittings, Continued

203 BRASS FEMALE BARB SWIVEL BALL SEAT



No.	Hose I.D.	FIP
203-44	1/4 X	1/4
203-54	5/16 X	1/4
203-64	3/8 X	1/4
203-66	3/8 X	3/8
203-88	1/2 X	1/2


204 BRASS FEMALE BARB SOLID



No.	Hose I.D.	FIP
204-42	1/4 X	1/8
204-44	1/4 X	1/4
204-46	1/4 X	3/8
204-52	5/16 X	1/8
204-54	5/16 X	1/4
204-62	3/8 X	1/8
204-64	3/8 X	1/4
204-66	3/8 X	3/8
204-68	3/8 X	1/2
204-86	1/2 X	3/8
204-88	1/2 X	1/2

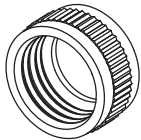
Brass Garden Hose Fittings

GH-88 GARDEN HOSE



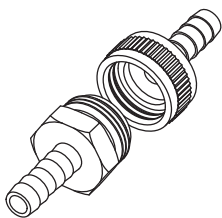
No.	FHT	MIP
GH-88-124	3/4 X	1/4
GH-88-126	3/4 X	3/8

GH-94 NUT FOR MENDER



GH-94	3/4
-------	-----

HOSE MENDER



COMPLETE HOSE MENDER

MFGH-91	1/2 barbs
MFGH-92	5/8 barbs
MFGH-93	3/4 barbs

MALE HOSE BARB

MGH-91	1/2 BARB X 3/4 MHT
MGH-92	5/8 BARB X 3/4 MHT
MGH-93	3/4 BARB X 3/4 MHT

FEM. SWIVEL HOSE BARB

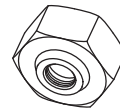
FGH-91	1/2 BARB X 3/4 FHT
FGH-92	5/8 BARB X 3/4 FHT
FGH-93	3/4 BARB X 3/4 FHT

H-1-C HOSE CAP



H-1-C	3/4 FHT
-------	---------

Brass Garden Hose Fittings, Continued



No.	FHT	FIP
H-1-D	3/4 X	1/8



No.	MHT	FIP
H-2	3/4 X	3/8



No.	MHT	FIP
H-3	3/4 X	1/2



No.	MHT	MIP	FIP
H-4	3/4 X	3/4 X	1/2



No.	MHT	MIP
H-5	3/4 X	1/2



No.	MHT	MIP
H-5-M	3/4 X	3/4




No.	MHT	FIP
H-6	3/4 X	3/4



No.	FHT	MIP	FIP
H-7	3/4 X	3/4 X	1/2



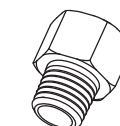
No.	MHT	MHT
H-8	3/4 X	3/4



No.	FHT	MIP
H-10	3/4 X	1/2

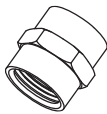
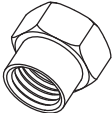
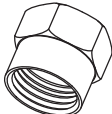






No.	FHT	MIP
H-10-A	3/4 X	3/4






No.	FHT	MIP	SWT(nominal)
H-11	3/4 X	1/2 X	1/2

Brass Garden Hose Fittings, Continued



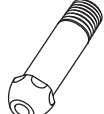
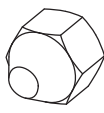



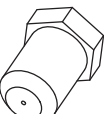

	No. H-14	FHT 3/4	FHT X	FHT 3/4
	No. H-15	FHT 3/4	FHT X	FIP 1/2
	No. H-15-A	FHT 3/4	FHT X	FIP 3/4
	No. H-16	MHT 3/4	MIP X	SWT(nominal) 1/2 X 1/2
	No. S-1	FHT 3/4	FIP(swivel) X	FIP 1/2
	No. S-2	FHT 3/4	FIP(swivel) X	FIP 3/4
	No. S-3	FHT 3/4	FHT(swivel) X	FHT 3/4

Brass Aerator Adapters

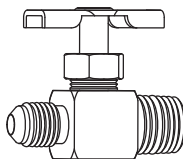
SA-05		AERATOR ADAPTOR	
	M.T. 15/15-27	M.T. 55/64-27	
	No.	FINISH	
	SA-05-RB	Rough Brass	
	SA-05-NI	Nickel Plated	
	SA-05-CHR	Chrome Plated	
03		AERATOR ADAPTOR	
	F.T. 3/4 Fem. Garden Hose	M.T. 55/64-27	
	No.	FINISH	
	03-RB	Rough Brass	
	03-NI	Nickel Plated	
	03-CHR	Chrome Plated	

133-FA		AERATOR ADAPTOR	
	F.T. 55/64-27	M.T. 3/4 Male Garden Hose	
	No.	FINISH	
	133-FA-RB	Rough Brass	
	133-FA-NI	Nickel Plated	
	133-FA-CHR	Chrome Plated	

Brass POL Bottled Gas Fittings

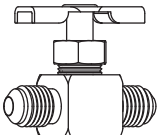
	1600 STANDARD POL NUT	No.	Hex	Thread
		1600	7/8	.880-14LH
	1600-LH LARGE HEX POL NUT	No.	Hex	Thread
		1600-LH	1-1/8	.880-14LH
	1601 STANDARD POL TAILPIECE	No.	MIP	
		1601	1/4	
	1602 POL CAP	No.	Hex	Thread
		1602	1-1/8	.880-14LH
	1603 POL PLUG	No.	Hex	Ext. Thread
		1603	7/8	.880-14LH
	1604 POL X FLARE ADAPTOR	No.	Thread	O.D.
		1604-6	.880-14LH	3/8
		1604-8	.880-14LH	1/2
		1604-10	.880-14LH	5/8
	1605-F4 POL X PIPE ADAPTOR	No.	Thread	FPT
		1605-F4	.880-14LH	1/4
	1606 CAP ORIFICE	No.	Drill	Fem. Thread
		1606-72	72	3/8-27
		1606-80	80	3/8-27
	1607 MANIFOLD TEE BLOCK	No.	Int./Ext. Thread	
with check		1607	.880-14LH	
		1607-WC	.880-14LH	

Brass Needle Valves

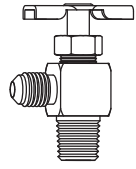
85		BRASS FLARE X MALE		
	No.	O.D.	MIP	
	85-42	1/4	X	1/8
	85-44	1/4	X	1/4
	85-52	5/16	X	1/8
	85-54	5/16	X	1/4
	85-64	3/8	X	1/4

Brass Needle Valves, Continued


86 BRASS FLARE X FLARE		
No.	O.D.	
86-4	1/4	
86-6	3/8	




87 BRASS FLARE X MALE ELBOW			
No.	O.D.	MIP	
87-42	1/4	X	1/8
87-44	1/4	X	1/4
87-52	5/16	X	1/8
87-54	5/16	X	1/4
87-64	3/8	X	1/4



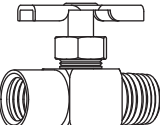
270 BRASS MALE X MALE		
No.	MIP	
270-2	1/8	
270-4	1/4	



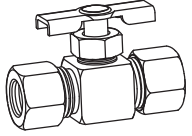
271 BRASS FEMALE X FEMALE		
No.	FIP	
271-2	1/8	
271-4	1/4	



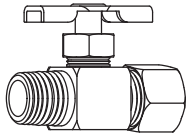
272 BRASS FEMALE X MALE			
No.	FIP	MIP	
272-2	1/8	X	1/8
272-4	1/4	X	1/4



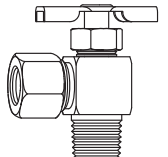
273 BRASS COMP X COMP		
No.	O.D.	
273-3	3/16	
273-4	1/4	
273-5	5/16	
273-6	3/8	



274 BRASS COMP X MALE			
No.	O.D.	MIP	
274-32	3/16	X	1/8
274-42	1/4	X	1/8
274-44	1/4	X	1/4
274-52	5/16	X	1/8
274-54	5/16	X	1/4
274-64	3/8	X	1/4

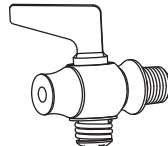


275 BRASS COMP X MALE ELBOW			
No.	O.D.	MIP	
275-32	3/16	X	1/8
275-42	1/4	X	1/8
275-44	1/4	X	1/4
275-52	5/16	X	1/8
275-54	5/16	X	1/4
275-64	3/8	X	1/4

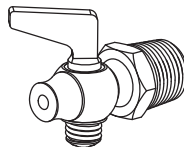


Brass Air Cocks

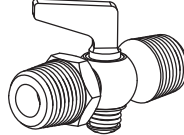
BRASS LEVER HANDLE/ROUND SHOULDER STRAIGHT NOSE		
No.	MIP	
LAC-12	1/8	
LAC-13	1/4	



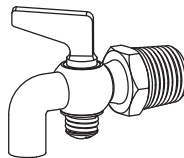
BRASS LEVER HANDLE/HEX SHOULDER STRAIGHT NOSE		
No.	MIP	
LAC-14	3/8	
LAC-15	1/2	
LAC-10	1/4	



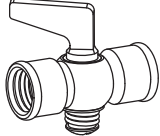
BRASS LEVER HANDLE/HEX SHOULDER MALE X MALE			
No.	MIP	MIP	
LAC-22	1/8	X	1/8
LAC-23	1/4	X	1/4
LAC-24	3/8	X	3/8



BRASS LEVER HANDLE/HEX SHOULDER BIBB NOSE			
No.	MIP		
LAC-29	1/8		
LAC-30	1/4		
LAC-31	3/8		
LAC-32	1/2		



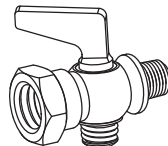
BRASS LEVER HANDLE/ROUND SHOULDER FE X FE			
No.	FIP	FIP	
LAC-43	1/8	X	1/8
LAC-44	1/4	X	1/4
LAC-45	3/8	X	3/8
LAC-45-B	1/2	X	1/2



BRASS LEVER HANDLE/ROUND SHOULDER FE X MA			
No.	FIP	MIP	
LAC-46	1/8	X	1/8
LAC-47	1/4	X	1/4
LAC-48	3/8	X	3/8
LAC-48-B	1/2	X	1/2

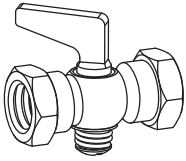


BRASS LEVER HANDLE/HEX SHOULDER FE X MA			
No.	FIP	MIP	
LAC-52	1/8	X	1/8
LAC-53	1/4	X	1/4
LAC-54	3/8	X	3/8
LAC-54-B	1/2	X	1/2



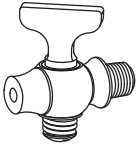
Brass Air Cocks, Continued

BRASS LEVER HANDLE/HEX SHOULDER FE X FE



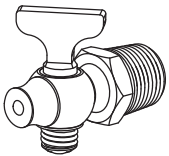
No.	FIP	X	FIP
LAC-58	1/8	X	1/8
LAC-59	1/4	X	1/4
LAC-60	3/8	X	3/8
LAC-60-B	1/2	X	1/2

BRASS TEE HANDLE/ROUND SHOULDER STRAIGHT NOSE



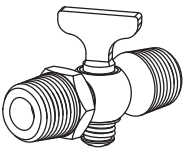
No.	MIP
TAC-6	1/8
TAC-7	1/4

BRASS TEE HANDLE/HEX SHOULDER STRAIGHT NOSE



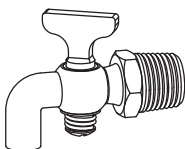
No.	MIP
TAC-8	3/8
TAC-9	1/4

BRASS TEE HANDLE/HEX SHOULDER MALE X MALE



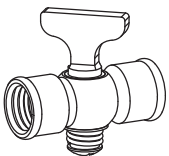
No.	MIP	X	MIP
TAC-18	1/8	X	1/8
TAC-19	1/4	X	1/4
TAC-20	3/8	X	3/8
TAC-21	1/2	X	1/2

BRASS TEE HANDLE/HEX SHOULDER BIBB NOSE



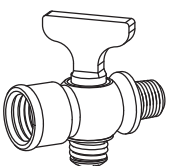
No.	MIP
TAC-26	1/8
TAC-27	1/4
TAC-28	3/8
TAC-33	1/2

BRASS LEVER HANDLE/ROUND SHOULDER FE X FE



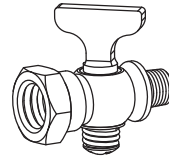
No.	FIP	X	FIP
TAC-37	1/8	X	1/8
TAC-38	1/4	X	1/4
TAC-39	3/8	X	3/8
TAC-39-B	1/2	X	1/2

BRASS TEE HANDLE/ROUND SHOULDER FE X MA



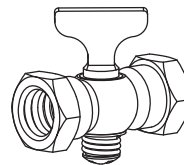
No.	FIP	X	MIP
TAC-40	1/8	X	1/8
TAC-41	1/4	X	1/4
TAC-42	3/8	X	3/8
TAC-42B	1/2	X	1/2

BRASS TEE HANDLE/HEX SHOULDER FE X MA



No.	FIP	X	MIP
TAC-49	1/8	X	1/8
TAC-50	1/4	X	1/4
TAC-51	3/8	X	3/8
TAC-51-B	1/2	X	1/2

BRASS TEE HANDLE/HEX SHOULDER FE X FE

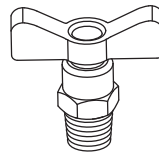


No.	FIP	X	FIP
TAC-55	1/8	X	1/8
TAC-56	1/4	X	1/4
TAC-57	3/8	X	3/8
TAC-57-B	1/2	X	1/2

Brass Drain Cocks

290

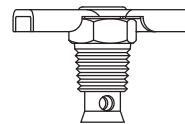
BRASS HEAVY DUTY



No.	MIP
290-2	1/8
290-4	1/4
290-6	3/8

295

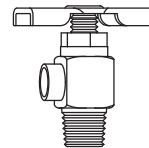
BRASS EXTERNAL SEAT



No.	MIP
295-2	1/8
295-4	1/4
295-6	3/8

296

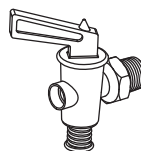
BRASS ANGLE W/HOSE EXTENSION



No.	MIP
296-2	1/8
296-4	1/4

297

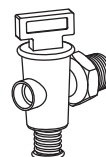
BRASS LEVER HANDLE



No.	MIP
297-2	1/8
297-4	1/4
297-6	3/8
297-8	1/2

297-T

BRASS TEE HANDLE




No.	MIP
297-T-2	1/8
297-T-4	1/4

Brass Three + Four-Way Valves

Brass Marine Fuel Valves, Continued

6747 BRASS 4-WAY FUEL VALVE SHORT HANDLE

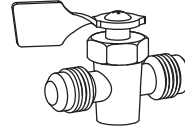


(3 INLETS & 1 OUTLET)

No.	FIP
6747	1/4
6747-WC	1/4 with click

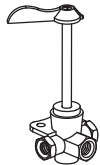
M-676

FLARE X FLARE



No.	O.D.	O.D.
M-676-66	3/8	X 3/8

6748 4-WAY FUEL VALVE LONG HANDLE



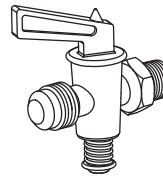
(3 INLETS & 1 OUTLET)

No.	FIP
6748	1/4
6748-WC	1/4 with click

Brass Shutoff Cocks


185

BRASS FLARE X MALE



No.	O.D.	MIP
185-42	1/4	X 1/8
185-44	1/4	X 1/4
185-52	5/16	X 1/8
185-54	5/16	X 1/4
185-64	3/8	X 1/4
185-66	3/8	X 3/8
185-86	1/2	X 3/8

6749 BRASS 3-WAY FUEL VALVE

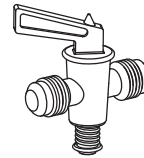


(2 INLETS & 1 OUTLET)

No.	FIP
6749	1/4
6749-WC	1/4 with click

186

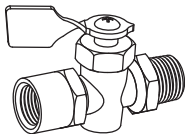
BRASS FLARE X FLARE



No.	O.D.
186-4	1/4
186-5	5/16
186-6	3/8
186-8	1/2

Brass Marine Fuel Valves

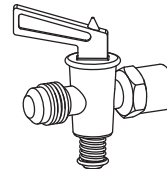
M-670 FEMALE X MALE



No.	FIP	MIP
M-670-22	1/8	X 1/8
M-670-44	1/4	X 1/4

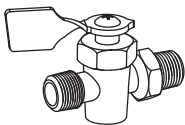
187

BRASS FLARE X FEMALE



No.	O.D.	FIP
187-66	3/8	X 3/8
187-68	3/8	X 1/2
187-88	1/2	X 1/2

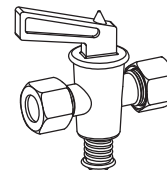
M-671 MALE X MALE



No.	MIP	MIP
M-671-44	1/4	X 1/4

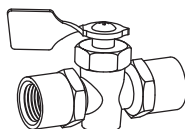
285

BRASS COMP X COMP



No.	O.D.
285-4	1/4
285-5	5/16
285-6	3/8
285-8	1/2

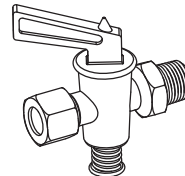
M-672 FEMALE X FEMALE



No.	FIP	FIP
M-672-22	1/8	X 1/8
M-672-44	1/4	X 1/4

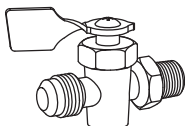
286

BRASS COMP X MALE



No.	O.D.	MIP
286-42	1/4	X 1/8
286-44	1/4	X 1/4
286-52	5/16	X 1/8
286-54	5/16	X 1/4
286-64	3/8	X 1/4
286-66	3/8	X 3/8

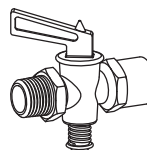
M-675 FLARE X MALE



No.	O.D.	MIP
M-675-64	3/8	X 1/4

287

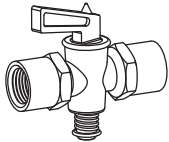
BRASS MALE X FEMALE

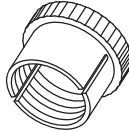


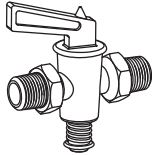
No.	MIP	FIP
287-2	1/8	X 1/8
287-4	1/4	X 1/4
287-6	3/8	X 3/8


Brass Shutoff Cocks, Continued

Brass Lavatory Supplies, Continued


288 BRASS FEMALE X FEMALE									
	<table border="1"> <thead> <tr> <th>No.</th> <th>FIP</th> </tr> </thead> <tbody> <tr> <td>288-2</td> <td>1/8</td> </tr> <tr> <td>288-4</td> <td>1/4</td> </tr> <tr> <td>288-6</td> <td>3/8</td> </tr> </tbody> </table>	No.	FIP	288-2	1/8	288-4	1/4	288-6	3/8
No.	FIP								
288-2	1/8								
288-4	1/4								
288-6	3/8								


131 BRASS ESCUTCHEON NIPPLE HOLDER											
	<table border="1"> <thead> <tr> <th>No.</th> <th></th> <th></th> </tr> </thead> <tbody> <tr> <td>131-SOL</td> <td></td> <td>Solid</td> </tr> <tr> <td>131-SPL</td> <td></td> <td>Split</td> </tr> </tbody> </table>	No.			131-SOL		Solid	131-SPL		Split	
No.											
131-SOL		Solid									
131-SPL		Split									


289 BRASS MALE X MALE									
	<table border="1"> <thead> <tr> <th>No.</th> <th>MIP</th> </tr> </thead> <tbody> <tr> <td>289-2</td> <td>1/8</td> </tr> <tr> <td>289-4</td> <td>1/4</td> </tr> <tr> <td>289-6</td> <td>3/8</td> </tr> </tbody> </table>	No.	MIP	289-2	1/8	289-4	1/4	289-6	3/8
No.	MIP								
289-2	1/8								
289-4	1/4								
289-6	3/8								

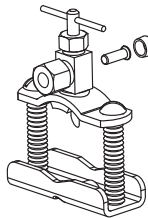
190 BRASS TRAP CLEANOUT PLUG														
	<table border="1"> <thead> <tr> <th>No.</th> <th>Male Thread</th> <th>Finish</th> </tr> </thead> <tbody> <tr> <td>190-16-RB</td> <td>1"</td> <td>Rough Brass</td> </tr> <tr> <td>190-16-NI</td> <td>1"</td> <td>Nickel Plated</td> </tr> <tr> <td>190-16-CHR</td> <td>1"</td> <td>Chrome Plated</td> </tr> </tbody> </table>	No.	Male Thread	Finish	190-16-RB	1"	Rough Brass	190-16-NI	1"	Nickel Plated	190-16-CHR	1"	Chrome Plated	
No.	Male Thread	Finish												
190-16-RB	1"	Rough Brass												
190-16-NI	1"	Nickel Plated												
190-16-CHR	1"	Chrome Plated												


Brass Lavatory Supplies

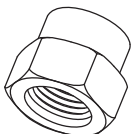
121 BRASS LAVATORY NOSEPIECE					
	<table border="1"> <thead> <tr> <th>No.</th> <th>O.D.</th> </tr> </thead> <tbody> <tr> <td>121-6</td> <td>3/8</td> </tr> </tbody> </table>	No.	O.D.	121-6	3/8
No.	O.D.				
121-6	3/8				

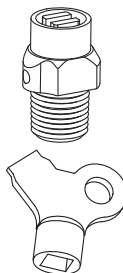
231 BRASS SPECIAL ESCUTCHEON NIPPLE					
	<table border="1"> <thead> <tr> <th>No.</th> <th></th> </tr> </thead> <tbody> <tr> <td>231</td> <td></td> </tr> </tbody> </table> <p>Straight 3/8 IPS thread one end. Sharp tapered thread other end.</p>	No.		231	
No.					
231					

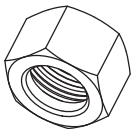
126 BASINCOCK TAILPIECE																			
	<table border="1"> <thead> <tr> <th>No.</th> <th>MIP</th> <th></th> <th>Length</th> </tr> </thead> <tbody> <tr> <td>126-424</td> <td>1/4</td> <td>X</td> <td>1-1/2"</td> </tr> <tr> <td>126-432</td> <td>1/4</td> <td>X</td> <td>2"</td> </tr> <tr> <td>126-448</td> <td>1/4</td> <td>X</td> <td>3"</td> </tr> </tbody> </table>	No.	MIP		Length	126-424	1/4	X	1-1/2"	126-432	1/4	X	2"	126-448	1/4	X	3"		
No.	MIP		Length																
126-424	1/4	X	1-1/2"																
126-432	1/4	X	2"																
126-448	1/4	X	3"																

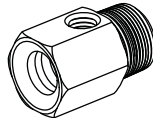
Additional Brass Products							
12-CV SELF-PIERCING VALVE CLAMP KIT							
	<table border="1"> <thead> <tr> <th>No.</th> <th>O.D.</th> <th>MIP</th> </tr> </thead> <tbody> <tr> <td>12-CV-4</td> <td>1/4</td> <td>X 1/8</td> </tr> </tbody> </table> <p>Clamp fits from 3/8" O.D. tubing through 1.315" O.D. tube or pipe. Outlet is for 1/4" O.D. tubing. Kit contains plastic sleeve and brass insert for .040 wall plastic tube installation.</p>	No.	O.D.	MIP	12-CV-4	1/4	X 1/8
No.	O.D.	MIP					
12-CV-4	1/4	X 1/8					


127 BRASS BALLCOCK TAILPIECE											
	<table border="1"> <thead> <tr> <th>No.</th> <th>MIP</th> <th></th> <th>Length</th> </tr> </thead> <tbody> <tr> <td>127-624</td> <td>3/8</td> <td>X</td> <td>1-1/2"</td> </tr> </tbody> </table>	No.	MIP		Length	127-624	3/8	X	1-1/2"		
No.	MIP		Length								
127-624	3/8	X	1-1/2"								

128 BRASS BALLCOCK COUPLING NUT							
	<table border="1"> <thead> <tr> <th>No.</th> <th></th> </tr> </thead> <tbody> <tr> <td>128-1211</td> <td>Standard for Tailpiece</td> </tr> <tr> <td>128-128</td> <td>Slips 1/2 O.D. Tubing</td> </tr> </tbody> </table>	No.		128-1211	Standard for Tailpiece	128-128	Slips 1/2 O.D. Tubing
No.							
128-1211	Standard for Tailpiece						
128-128	Slips 1/2 O.D. Tubing						

136 AIR VALVE COMBINATION COIN/KEY									
	<table border="1"> <thead> <tr> <th>NO.</th> <th>MIP</th> <th>FINISH</th> </tr> </thead> <tbody> <tr> <td>136-2</td> <td>1/8</td> <td>Nickle Plated</td> </tr> </tbody> </table>	NO.	MIP	FINISH	136-2	1/8	Nickle Plated		
NO.	MIP	FINISH							
136-2	1/8	Nickle Plated							
	<table border="1"> <thead> <tr> <th>NO.</th> <th>MIP</th> <th>FINISH</th> </tr> </thead> <tbody> <tr> <td>136-KEY</td> <td>1/8</td> <td>Nickle Plated</td> </tr> </tbody> </table>	NO.	MIP	FINISH	136-KEY	1/8	Nickle Plated		
NO.	MIP	FINISH							
136-KEY	1/8	Nickle Plated							

129 BRASS BASINCOCK COUPLING NUT											
	<table border="1"> <thead> <tr> <th>No.</th> <th></th> </tr> </thead> <tbody> <tr> <td>129-4</td> <td>Standard for Tailpiece</td> </tr> <tr> <td>129-6</td> <td>Slips 3/8 O.D. Tubing</td> </tr> <tr> <td>129-7</td> <td>Slips 7/16 O.D. Tubing</td> </tr> <tr> <td>129-9</td> <td>Slips 9/16 O.D. Tubing</td> </tr> </tbody> </table>	No.		129-4	Standard for Tailpiece	129-6	Slips 3/8 O.D. Tubing	129-7	Slips 7/16 O.D. Tubing	129-9	Slips 9/16 O.D. Tubing
No.											
129-4	Standard for Tailpiece										
129-6	Slips 3/8 O.D. Tubing										
129-7	Slips 7/16 O.D. Tubing										
129-9	Slips 9/16 O.D. Tubing										

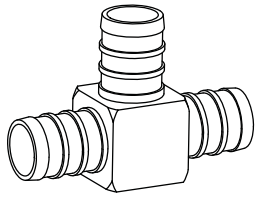
309-8-R EVAPORATIVE COOLER FITTING									
	<table border="1"> <thead> <tr> <th>Part No.</th> <th>Description</th> </tr> </thead> <tbody> <tr> <td>309-8-R</td> <td>1/2 MIP X 1/2 FIP X 1/8 FIP 1/2 male Pipe X 1/2 female Pipe with 1/8 FE tap</td> </tr> <tr> <td>309-12-R</td> <td>3/4 MIP X 3/4 FIP X 1/8 3/4 male Pipe X 3/4 female Pipe with 1/8 FE tap</td> </tr> <tr> <td>309-12-H</td> <td>3/4 MHT X 3/4 FHT X 1/8 FIP 3/4 male Hose X 3/4 female Hose with 1/8 FE tap</td> </tr> </tbody> </table>	Part No.	Description	309-8-R	1/2 MIP X 1/2 FIP X 1/8 FIP 1/2 male Pipe X 1/2 female Pipe with 1/8 FE tap	309-12-R	3/4 MIP X 3/4 FIP X 1/8 3/4 male Pipe X 3/4 female Pipe with 1/8 FE tap	309-12-H	3/4 MHT X 3/4 FHT X 1/8 FIP 3/4 male Hose X 3/4 female Hose with 1/8 FE tap
Part No.	Description								
309-8-R	1/2 MIP X 1/2 FIP X 1/8 FIP 1/2 male Pipe X 1/2 female Pipe with 1/8 FE tap								
309-12-R	3/4 MIP X 3/4 FIP X 1/8 3/4 male Pipe X 3/4 female Pipe with 1/8 FE tap								
309-12-H	3/4 MHT X 3/4 FHT X 1/8 FIP 3/4 male Hose X 3/4 female Hose with 1/8 FE tap								

130 BRASS OVERFLOW TUBE CONVERTER					
	<table border="1"> <thead> <tr> <th>No.</th> <th></th> </tr> </thead> <tbody> <tr> <td>130-161820</td> <td>Small 1-1/8-27 Large 1-1/4-27 Inside 1-27</td> </tr> </tbody> </table>	No.		130-161820	Small 1-1/8-27 Large 1-1/4-27 Inside 1-27
No.					
130-161820	Small 1-1/8-27 Large 1-1/4-27 Inside 1-27				

Brass Pex Fittings

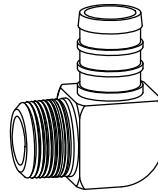
Brass Pex Fittings, Continued

TEE PEX X PEX X PEX



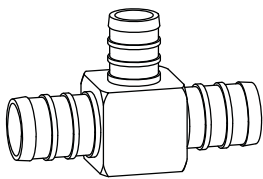
Part No.	SIZE	Weight (approx)	Quality	
			Inner	Master
PX-T-8	1/2"	0.058	50	500
PX-T-12	3/4"	0.107	25	250
PX-T-16	1"	0.291	15	120

ELBOW PEX X MPT



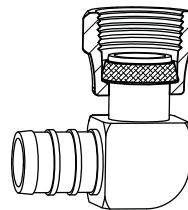
Part No.	SIZE	Weight (approx)	Quality	
			Inner	Master
PX-EL-MA-88	1/2" X 1/2"	0.179	50	250

TEE PEX (REDUCING)



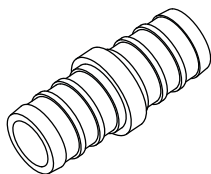
Part No.	SIZE	Weight (approx)	Quality	
			Inner	Master
PX-T-R-8-812	1/2" X 1/2" X 3/4"	0.082	25	250
PX-T-R-12-8-8	3/4" X 1/2" X 1/2"	0.088	25	250
PX-T-R-12-8-12	3/4" X 1/2" X 3/4"	0.111	25	250
PX-T-R-12-12-8	3/4" X 3/4" X 1/2"	0.091	25	250
PX-T-R-12-12-16	3/4" X 3/4" X 1"	0.304	15	120
PX-T-R-16-12-8	1" X 3/4" X 1/2"	0.312	15	120
PX-T-R-16-12-12	1" X 3/4" X 3/4"	0.241	15	120
PX-T-R-16-16-8	1" X 1" X 1/2"	0.264	15	120
PX-T-R-16-16-12	1" X 1" X 3/4"	0.295	15	120

SWIVEL ELBOW F (STRAIGHT THREAD) PLASTIC/BRASS NUT X PEX



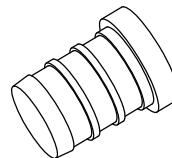
Part No.	SIZE	Weight (approx)	Quality	
			Inner	Master
PX-SWW-EL-FIP-8	1/2 FIP plastic nut	0.097	50	200

COUPLING PEX X PEX



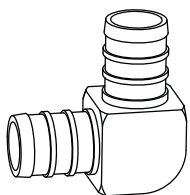
Part No.	SIZE	Weight (approx)	Quality	
			Inner	Master
PX-C-8	1/2"	0.029	50	1000
PX-C-12-8	3/4" X 1/2"	0.044	25	500
PX-C-12	3/4"	0.044	25	500
PX-C-16-12	1" X 3/4"	0.055	15	120
PX-C-16-16	1"	0.057	15	120

PLUG - PEX



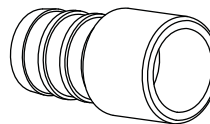
Part No.	SIZE	Weight (approx)	Quality	
			Inner	Master
PX-PG-8	1/2"	0.022	25	1500
PX-PG-12	3/4"	0.04	25	1000
PX-PG-16	1"	0.091	15	120

ADAPTER PEX X PEX



Part No.	SIZE	Weight (approx)	Quality	
			Inner	Master
PX-EL-8	1/2"	0.044	50	750
PX-EL-12	3/4"	0.079	25	300
PX-EL-16	1"	0.166	15	150

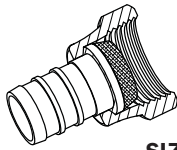
ADAPTER PEX X F SWEAT



Part No.	SIZE	Weight (approx)	Quality	
			Inner	Master
PX-ADFESWT-8-8	1/2" X 1/2"	0.038	50	500
PX-ADFESWT-8-12	1/2" X 3/4"	1.344	50	500
PX-ADFESWT-12-12	3/4" X 3/4"	0.084	25	250
PX-ADFESWT-16-16	1" X 1"	0.163	15	120

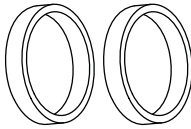
Brass Pex Fittings, Continued

SWIVEL ADAPTER PEX X (STRAIGHT TREAD) PLASTIC/BRASS NUT



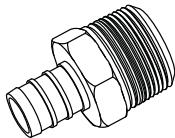
Part No.	SIZE	Weight (approx)	Quality	
			Inner	Master
PX-SWWADT- FE-8-8	1/2" Pex X SW Fe Adaptor	0.16	25	250

CRIMP RINGS



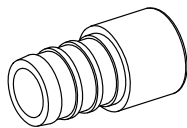
Part No.	SIZE	Weight (approx)	Quality	
			Inner	Master
PX-CR-6	3/8"	0.011	100	3000
PX-CR-8	1/2"	0.013	100	3000
PX-CR-12	3/4"	0.018	100	3000
PX-CR-16	1"	0.025	100	2000

ADAPTER PEX X MPT



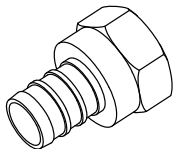
Part No.	SIZE	Weight (approx)	Quality	
			Inner	Master
PX-ADT-MA-8-8	1/2" X 1/2"	0.084	50	500
PX-ADT-MA-8-12	1/2" X 3/4"	0.132	50	250
PX-ADT-MA-12-12	3/4" X 3/4"	0.135	25	250
PX-ADT-MA-16-16	1" X 1"	0.242	15	120
PX-ADT-MA-16-12	1" X 3/4"	0.22	15	120

ADAPTER PEX X M SWEAT



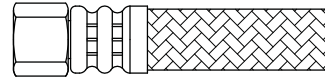
Part No.	SIZE	Weight (approx)	Quality	
			Inner	Master
PX-ADMA-SW-8-8	1/2" X 1/2" m sweat	0.034	50	500
PX-ADMA-SW-8-12	1/2" X 3/4"	0.071	50	500
PX-ADMA-SW-12-12	3/4" X 3/4"	0.066	25	250
PX-ADMA-SW-16-16	1" X 1" m sweat	0.151	15	120

ADAPTER PEX X FPT

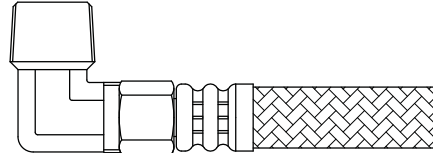


Part No.	SIZE	Weight (approx)	Quality	
			Inner	Master
PX-ADT-FE-8-8	1/2" PEX X 1/2" FPT	0.1	50	500
PX-ADT-FE-8-12	1/2" PEX X 3/4" FPT	0.152	50	250
PX-ADT-FE-12-12	3/4" PEX X 3/4" FPT	0.152	25	250
PX-ADT-FE-16-16	1" PEX X 1" FPT	0.26	15	120

Stainless Steel Braided Hoses



STAINLESS STEEL BRAIDED HOSE
WITHOUT ELBOW



STAINLESS STEEL BRAIDED HOSE WITH
ELBOW

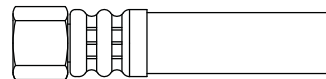
DISHWASHER HOSES

Part No.	Description
60DWH-6	60" Dishwasher Hose 3/8 Comp
72DWH-6	72" Dishwasher Hose 3/8 Comp
96DWH-6	96" Dishwasher Hose 3/8 Comp
60DWH-6-EL	60" Dishwasher Hose 3/8 Comp with elbow
72DWH-6-EL	72" Dishwasher Hose 3/8 Comp with elbow
96DWH-6-EL	96" Dishwasher Hose 3/8 Comp with elbow

ICE MAKER HOSES

Part No.	Description
60IM-4	60" 1/4 comp Ice maker hose
72IM-4	72" 1/4 comp Ice maker hose

RED VINYL DISHWASHER HOSES

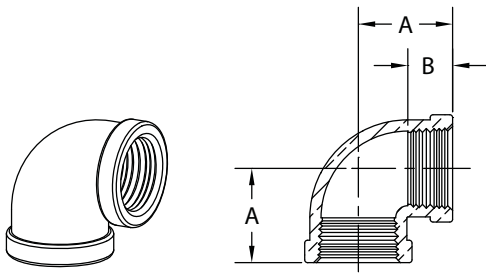


RED VINYL HOSE

Part No.	Description
60-RDWH-68-FPT	3/8" COMP. X 1/2" FPT
60-RDWH-6	3/8" COMP. X 3/8" COMP
60-RDWH-6-EL	3/8" COMP. X 3/8" COMP W/ELBOW
60-RDWH-68	3/8" COMP. X 1/2" COMP
60-RDWH-8	1/2" COMP. X 1/2" COMP
72-RDWH-6	3/8" COMP. X 3/8" COMP
72-RDWH-6-EL	3/8" COMP. X 3/8" COMP W/ELBOW
72-RDWH-68	3/8" COMP. X 1/2" COMP
72-RDWH-8	1/2" COMP. X 1/2" COMP
96-RDWH-6	3/8" COMP. X 3/8" COMP
96-RDWH-6-EL	3/8" COMP. X 3/8" COMP W/ELBOW
96-RDWH-68	3/8" COMP. X 1/2" COMP
120-RDWH-6	3/8" COMP. X 3/8" COMP
120-RDWH-68	3/8" COMP. X 1/2" COMP

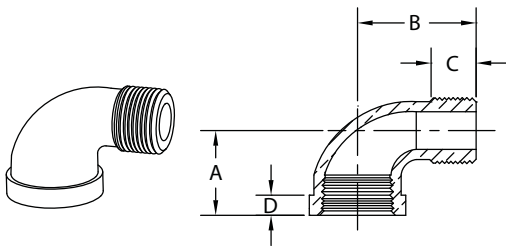
Bronze Cast Fittings

ELBOWS 90



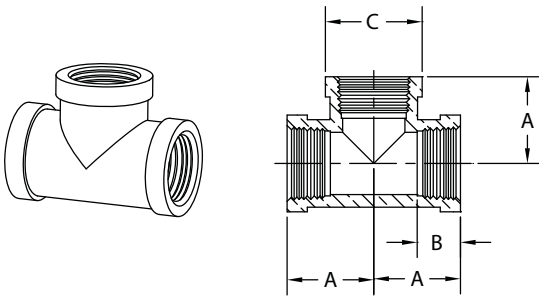
Bronze No.	SIZE	Dimensions				Class Qty	
		A	B	C	D	Master	Inner
BF-90EL-2	1/8	0.54	0.26			600	24/25
BF-90EL-4	1/4	0.71	0.35			300	12/25
BF-90EL-6	3/8	0.82	0.37			300	12/25
BF-90EL-8	1/2	1.01	0.45			200	8/25
BF-90EL-12	3/4	1.18	0.52			100	4/25
BF-90EL-16	1	1.43	0.60			75	3/25
BF-90EL-20	1-1/4	1.69	0.67			50	5/10
BF-90EL-24	1-1/2	1.84	0.70			35	7/5
BF-90EL-32	2	2.12	0.76			20	10/2
BF-90EL-40	2-1/2	2.70	0.93			10	2/5

STREET ELBOWS 90



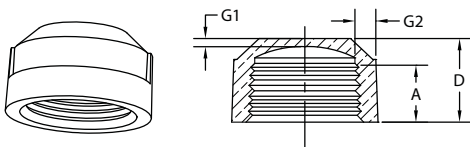
Bronze No.	SIZE	Dimensions				Class Qty	
		A	B	C	D	Master	Inner
BF-STEL-2	1/8	0.55	0.92	0.28	0.26	600	24/25
BF-STEL-4	1/4	0.72	1.11	0.41	0.35	600	24/25
BF-STEL-6	3/8	0.83	1.24	0.41	0.37	300	12/25
BF-STEL-8	1/2	1.03	1.51	0.54	0.45	200	8/25
BF-STEL-12	3/4	1.19	1.66	0.55	0.52	100	4/25
BF-STEL-16	1	1.43	1.98	0.69	0.60	75	3/25
BF-STEL-20	1-1/4	1.71	2.26	0.71	0.67	40	4/10
BF-STEL-24	1-1/2	1.87	2.46	0.75	0.70	35	7/5
BF-STEL-32	2	2.14	2.88	0.78	0.76	20	10/2
BF-STEL-40	2-1/2	2.70	3.86	1.14	0.93	10	5/2

TEES



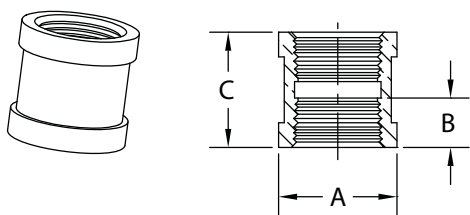
Bronze No.	SIZE	Dimensions				Class Qty	
		A	B	C	D	Master	Inner
BFT-2	1/8	0.55	0.26	0.67		600	24/25
BFT-4	1/4	0.72	0.35	0.81		300	12/25
BFT-6	3/8	0.83	0.37	1.00		200	8/25
BFT-8	1/2	1.03	0.45	1.17		100	4/25
BFT-12	3/4	1.19	0.52	1.42		75	3/25
BFT-16	1	1.43	0.60	1.72		40	4/10
BFT-20	1-1/4	1.71	0.67	2.10		35	7/5
BFT-24	1-1/2	1.87	0.70	2.38		24	6/4
BFT-32	2	2.14	0.76	2.92		15	3/5
BFT-40	2-1/2	2.70	0.93	3.49		8	4/2

CAPS



Bronze No.	SIZE	Dimensions				Class Qty	
		A	B	C	D	Master	Inner
BF-CAP-2	1/8	0.08	0.09	0.25	0.48	1400	56/25
BF-CAP-4	1/4	0.08	0.10	0.32	0.69	1400	56/25
BF-CAP-6	3/8	0.09	0.11	0.36	0.64	600	24/25
BF-CAP-8	1/2	0.09	0.12	0.45	0.76	300	12/25
BF-CAP-12	3/4	0.10	0.13	0.50	0.84	200	8/25
BF-CAP-16	1	0.11	0.15	0.58	0.99	200	8/25
BF-CAP-20	1-1/4	0.12	0.17	0.67	1.10	100	4/25
BF-CAP-24	1-1/2	0.13	0.19	0.70	1.15	100	4/25
BF-CAP-32	2	0.15	0.22	0.75	1.32	70	2/35
BF-CAP-40	2-1/2	0.17	0.25	0.92	1.70	35	7(5)

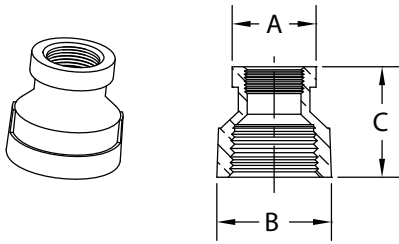
COUPLINGS



Bronze No.	SIZE	Dimensions				Class Qty	
		A	B	C	D	Master	Inner
BF-COUP-2	1/8	0.67	0.26	0.80		600	24/25
BF-COUP-4	1/4	0.81	0.32	0.97		600	24/25
BF-COUP-6	3/8	1.00	0.36	1.05		300	12/25
BF-COUP-8	1/2	1.17	0.43	1.29		200	8/25
BF-COUP-12	3/4	1.42	0.50	1.43		100	4/25
BF-COUP-16	1	1.72	0.58	1.68		100	4/25
BF-COUP-20	1-1/4	2.10	0.67	1.86		75	3/25
BF-COUP-24	1-1/2	2.38	0.70	1.92		50	5/10
BF-COUP-32	2	2.92	0.75	2.20		30	15/2
BF-COUP-40	2-1/2	3.59	0.94	2.88		18	9/2

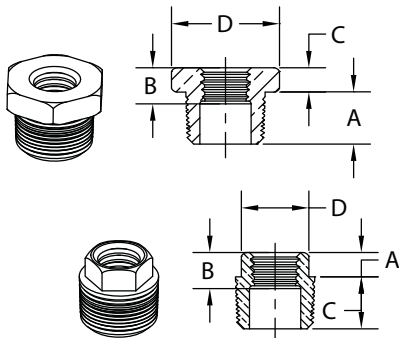
Bronze Cast Fittings, Continued

RD. COUPLINGS



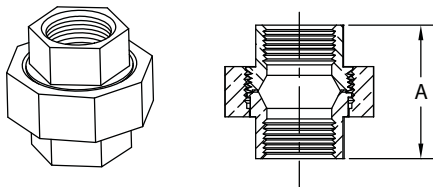
Bronze No.	SIZE	Dimensions				Class Qty	
		A	B	C	D	Master	Inner
BF-RCOUP-42	1/4 X 1/8	0.67	0.81	0.88		600	24/25
BF-RCOUP-62	3/8 X 1/8	0.67	1.00	0.92		300	12/25
BF-RCOUP-64	3/8 X 1/4	0.81	1.00	1.01		300	12/25
BF-RCOUP-82	1/2 X 1/8	0.67	1.17	1.13		300	12/25
BF-RCOUP-84	1/2 X 1/4	0.81	1.17	1.13		200	8/25
BF-RCOUP-86	1/2 X 3/8	1.00	1.17	1.17		200	8/25
BF-RCOUP-124	3/4 X 1/4	0.81	1.42	1.24		200	8/25
BF-RCOUP-126	3/4 X 3/8	1.00	1.42	1.24		200	8/25
BF-RCOUP-128	3/4 X 1/2	1.17	1.42	1.36		200	8/25
BF-RCOUP-164	1 X 1/4	0.81	1.72	1.49		125	5/25
BF-RCOUP-168	1 X 1/2	1.17	1.72	1.49		100	4/25
BF-RCOUP-1612	1 X 3/4	1.42	1.72	1.56		100	4/25

BUSHINGS



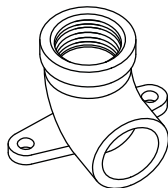
Bronze No.	SIZE	Dimensions				Class Qty	
		A	B	C	D	Master	Inner
BF-BUSH-42	1/4 X 1/8	0.44	0.26	0.14	0.64	600	24/25
BF-BUSH-62	3/8 X 1/8	0.48	0.25	0.16	0.68	600	24/25
BF-BUSH-64	3/8 X 1/4	0.48	0.40	0.16	0.68	600	24/25
BF-BUSH-82	1/2 X 1/8	0.56	0.25	0.19	0.87	450	18/25
BF-BUSH-84	1/2 X 1/4	0.56	0.32	0.19	0.87	450	18/25
BF-BUSH-86	1/2 X 3/8	0.56	0.41	0.19	0.87	450	18/25
BF-BUSH-122	3/4 X 1/8	0.63	0.32	0.22	1.16	300	12/25
BF-BUSH-124	3/4 X 1/4	0.63	0.32	0.22	1.16	300	12/25
BF-BUSH-126	3/4 X 3/8	0.63	0.36	0.22	1.16	300	12/25
BF-BUSH-128	3/4 X 1/2	0.63	0.53	0.22	1.16	300	12/25
BF-BUSH-164	1 X 1/4	0.75	0.32	0.30	1.12	150	6/25
BF-BUSH-166	1 X 3/8	0.75	0.36	0.30	1.12	150	6/25
BF-BUSH-168	1 X 1/2	0.75	0.43	0.25	1.42	150	6/25
BF-BUSH-1612	1 X 3/4	0.75	0.50	0.25	1.42	150	6/25

UNIONS



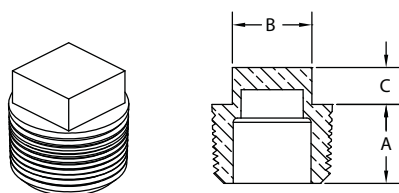
Bronze No.	SIZE	Dimensions				Class Qty	
		A	B	C	D	Master	Inner
BF-UN-2	1/8	1.26				300	12/25
BF-UN-4	1/4	1.44				150	6/25
BF-UN-6	3/8	1.61				150	6/25
BF-UN-8	1/2	1.72				75	3/25
BF-UN-12	3/4	1.84				75	3/25
BF-UN-16	1	2.06				40	4/10
BF-UN-20	1-1/4	2.26				35	7/5
BF-UN-24	1-1/2	2.41				25	5/5
BF-UN-32	2	2.75				18	9/2
BF-UN-40	2-1/2	3.22				10	5/2

DROP EAR ELBOW



Bronze No.	SIZE	Dimensions				Class Qty	
		A	B	C	D	Master	Inner
BF-DEL-8	1/2					300	6/25
BF-DEL-12	3/4					300	6/25

CORED PLUG



Bronze No.	SIZE	Dimensions				Class Qty	
		A	B	C	D	Master	Inner
BF-CPL-2	1/8	0.27	0.28	0.24		1400	56/25
BF-CPL-4	1/4	0.41	0.37	0.28		1400	56/25
BF-CPL-6	3/8	0.41	0.43	0.31		1400	56/25
BF-CPL-8	1/2	0.54	0.56	0.38		600	24/25
BF-CPL-12	3/4	0.55	0.62	0.44		300	12/25
BF-CPL-16	1	0.69	0.81	0.50		200	8/25
BF-CPL-20	1-1/4	0.71	0.93	0.56		180	18/10
BF-CPL-24	1-1/2	0.73	1.12	0.62		120	12/10
BF-CPL-32	2	0.76	1.31	0.68		50	5/10
BF-CPL-40	2-1/2	1.07	1.50	0.74		40	20/2

CENTURY BRASS MFG. BRASS FITTINGS

B-14	PX-CR18	18615	517
B-24	PX-EL17	18715	558
BF-90EL19	PX-EL-MA17	19016	55-R8
BF-BUSH20	PX-PG17	20110	568
BF-CAP19	PX-SWVADT-FE 18	20210	578
BF-COUP19	PX-SWV-EL-FIP ..17	202-4510	602
BF-CPL20	PX-T17	202-9010	60DWH18
BF-DEL20	PX-T-R17	20311	60-INS2
BF-RCOUP20	RSNU-45	20411	60IM18
BF-STEL19	S-112	23116	60-P2
BF-T19	S-212	27013	60RDWH18
BF-UN20	S-312	27113	612
C-15	SA-0512	27213	61-C4
FGH11	SA-602	27313	61-CAP2
FMRA5	SFRN5	27413	61-L2
GH-8811	SNU-45	27513	622
GH-9411	TAC14	28515	62-C4
H-1011	0312	28615	62-R2
H-10-A11	1008	28715	62-R-C4
H-1111	100-F8	28816	642
H-1412	1018	28916	64-R2
H-1512	101-CS8	29014	653
H-15-A12	101-SL8	29514	65-R3
H-1612	1029	29614	65-R-C4
H-1-C11	1039	29714	663
H-1-D11	1049	297-T14	66-C4
H-211	1059	3069	674715
H-311	1069	306-R9	674815
H-411	106-R9	3099	674915
H-511	120RDWH18	309-459	683
H-5-M11	12116	309-8-R16	68-C4
H-611	1244	309-12-R16	693
H-711	12616	31010	69-453
H-811	12716	310-M10	69-C4
K-16	12816	31110	703
LAC13,14	12916	31210	70-C4
LFRN5	12-CV16	31410	713
M-67015	13016	31510	724
M-67115	13116	31610	72DWH18
M-67215	133-FA12	41-L5	72IM18
M-67515	13616	41-S5	72RDWH18
M-67615	160012	425	8512
MFGH11	1600-LH12	42-R5	8613
MGH11	160112	446	8713
N-45	160212	44-R6	96DWH18
NS-45	160312	456	96RDWH18
PX-ADFESWT17	160412	466	98-R8
PX-ADMA-SW18	1605-F412	487	998
PX-ADT-FE18	160612	497	
PX-ADT-MA18	160712	49-457	
PX-C17	18515	507	





CENTURY BRASS MFG.

An American-De Rosa Company

National Headquarters
600 Old Willets Path
Hauppauge, NY 11788
Telephone: 631-851-7957 x 1615 or 1611
800-794-0224
Fax: 800-794-0208

Branch Locations:
Los Angeles, California
Tampa, Florida

January 2008

