



Leadership By Design®

A BRAND OF MUELLER INDUSTRIES 

SPECIALTY FITTINGS

UW SF0611

Effective June 13, 20110

(Supersedes UW SF0610)

The issuance of this price list is not an offer to sell the goods listed herein at the prices stated.

DIELECTRIC UNIONS

Galvanized

FIP x FIP

Part #	Size	MC Qty	List
165-003	1/2"	100	3.98
165-004	3/4"	100	4.81
165-005	1"	50	7.54
165-006	1-1/4"	40	11.57
165-007	1-1/2"	30	16.78
165-008	2"	20	27.59



Galvanized x Brass

FIP x Brass Pipe

Part #	Size	MC Qty	List
165-103	1/2"	100	5.19
165-104	3/4"	100	6.34
165-105	1"	50	10.02



Brass

MIP x Solder

Part #	Size	MC Qty	List
167-003	1/2"	100	5.07
167-004	3/4"	100	6.19
167-094	3/4"x1/2"	100	5.25



Brass

FIP x Solder

Part #	Size	MC Qty	List
168-003	1/2"	100	3.68
168-004	3/4"	100	4.69
168-005	1"	80	7.63
168-006	1-1/4"	40	11.09
168-007	1-1/2"	30	16.68
168-008	2"	20	28.96
168-094	3/4"x1/2"	100	5.20



TRANSITION FITTINGS & UNIONS

Forged Brass / CPVC Transition Adapters

Part #	Size	MC Qty	List
164-303HC	1/2" MIP	25	4.31
164-304HC	3/4" MIP	25	6.03
164-305HC	1" MIP	25	10.01
164-313HC	1/2" FIP	25	3.67
164-314HC	3/4" FIP	25	6.14
164-315HC	1" FIP	25	8.71



Forged Brass / CPVC

FIP x Solvent • Drop Ear

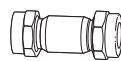
Part #	Size	MC Qty	List
440-030HC	1/2" x 1/2"	25	6.34



COMPRESSION COUPLINGS

Galvanized Steel Compression Couplings

Part #	Size	MC Qty	List
160-003	1/2"	60	6.68
160-004	3/4"	40	7.85
160-005	1"	40	10.25
160-006	1-1/4"	24	13.93
160-007	1-1/2"	24	16.35
160-008	2"	12	21.30



PVC Compression Couplings

For Iron Pipe Sizes

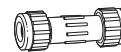
Part #	Size	MC Qty	List
160-103	1/2"	200	2.21
160-104	3/4"	120	2.55
160-105	1"	120	3.17
160-106	1-1/4"	80	4.07
160-107	1-1/2"	60	5.74
160-108	2"	50	7.58
160-109	2-1/2"	24	17.25
160-110	3"	12	24.81
160-111	4"	6	35.87



CPVC Compression Couplings

For Tubing Sizes

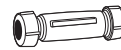
Part #	Size	MC Qty	List
160-203	1/2"	200	3.84
160-204	3/4"	200	5.96
160-205	1"	120	7.96



Brass

Dual Size IPS & CTS

Part #	Size	MC Qty	List
160-303	3/8" & 1/2"	144	11.87
160-304	1/2" & 3/4"	108	15.84
160-305	3/4" & 1"	60	24.70
160-306	1" & 1-1/4"	48	26.75
160-307	1-1/4" & 1-1/2"	60	36.41
160-308	2" CTS	40	37.53
160-407	1-1/2" IPS	40	37.02



COMPRESSION ADAPTERS

PVC Comp. Adapters

C x MPT

Part #	Size	MC Qty	List
161-103	1/2"	120	1.45
161-104	3/4"	120	2.77
161-105	1"	120	3.30
161-106	1-1/4"	72	3.86
161-107	1-1/2"	60	4.84
161-108	2"	24	6.10



COMPRESSION TEES

Galvanized Steel Comp. Tees

Female Threaded Branch

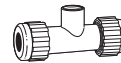
Part #	Size	MC Qty	List
162-003	1/2"	48	9.87
162-004	3/4"	48	12.15



PVC Compression Tees

Female Threaded Branch

Part #	Size	MC Qty	List
162-103	1/2"	96	3.54
162-104	3/4"	72	5.01
162-105	1"	60	6.26
162-106	1-1/4"	36	8.18
162-107	1-1/2"	30	10.54
162-108	2"	12	13.86
162-134	3/4" x 1/2"	72	5.10



Brass

Female Threaded Branch

Part #	Size	MC Qty	List
162-303	1/2" x 1/2"	48	10.90

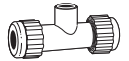


162-304	3/4" x 3/4"	48	15.22
162-305	1" x 1"	24	23.74
162-306	1" x 1/2"	24	18.95
162-307	1" x 3/4"	24	21.80
162-334	3/4" x 1/2"	48	14.28

PVC

Solvent Branch

Part #	Size	MC Qty	List
162-603	1/2"	96	3.53
162-604	3/4"	72	5.11
162-605	1"	60	6.36
162-606	1-1/4"	36	8.89
162-607	1-1/2"	30	10.73
162-608	2"	12	14.39



EZ SPAN™ REPAIR COUPLING

PVC

Solvent x Solvent

Part #	Size	MC Qty	List
160-503	1/2" Exp 6-3/4" to 8-1/2"	28	4.71
160-504	3/4" Exp 7-1/2" to 9-3/4"	24	5.20
160-505	1" Exp 8-3/4" to 11-1/4"	15	6.65
160-506	1-1/4" Exp 9" to 11-3/4"	10	12.13
160-507	1-1/2" Exp 10" to 13"	16	13.54
160-508	2" Exp 11-1/4" to 14-1/4"	12	19.72
160-509	2-1/2" Exp 13" to 17-1/4"	3	28.20
160-510	3" Exp 14-3/4" to 18-1/4"	3	37.42
160-511	4" Exp 15" to 18-3/4"	3	62.23



REPAIR CLAMPS

Stainless Steel

3" Clamp - Single Bolt


Part #	Size	MC Qty	List
160-602	3/8"	24	7.59
160-603	1/2"	24	7.59
160-604	3/4"	24	8.81
160-605	1"	24	8.81
160-606	1-1/4"	24	10.01
160-607	1-1/2"	24	10.86
160-608	2"	16	12.88
160-609	2-1/2"	16	15.22
160-610	3"	16	17.70
160-611	4"	8	20.76



Stainless Steel

6" Clamp - Two Bolt

Part #	Size	MC Qty	List
160-703	1/2"	12	15.86
160-704	3/4"	12	17.81
160-705	1"	12	20.30
160-706	1-1/4"	12	23.92
160-707	1-1/2"	12	24.47
160-708	2"	8	25.79
160-709	2-1/2"	8	32.92
160-710	3"	8	35.80
160-711	4"	4	41.91



Galvanized Steel for Sch40 with Rubber Gasket

Part #	Size	MC Qty	List
160-803	1/2"	100	5.96
160-804	3/4"	100	6.46
160-805	1"	50	7.43
160-806	1-1/4"	50	9.39
160-807	1-1/2"	50	9.10
160-808	2"	50	9.83



Specialty Fittings

PLASTIC UNIONS & NIPPLES

CPVC Sch80 Unions

Part #	Size	MC Qty	List
164-203	1/2" (5/8"OD)	144	4.09
164-204	3/4" (7/8"OD)	144	5.83



PVC Sch80 • Gray Unions

Part #	Size	MC Qty	List
164-103	1/2"	96	2.22
164-104	3/4"	72	2.70
164-105	1"	60	3.49
164-106	1-1/4"	36	4.41
164-107	1-1/2"	36	7.01
164-108	2"	24	10.52



PVC Sch80 • White Unions

Part #	Size	MC Qty	List
164-133	1/2"	96	2.40
164-134	3/4"	72	3.02
164-135	1"	60	3.58
164-136	1-1/4"	36	4.48
164-137	1-1/2"	36	7.47
164-138	2"	24	10.85



PVC Sch80 • Gray Unions

Part #	Size	MC Qty	List
164-603	1/2"	96	2.07
164-604	3/4"	72	2.53
164-605	1"	60	3.64
164-606	1-1/4"	36	4.56
164-607	1-1/2"	36	7.18
164-608	2"	24	10.88



PVC Sch80 • White Unions

Part #	Size	MC Qty	List
164-633	1/2"	96	2.07
164-634	3/4"	72	2.53
164-635	1"	60	3.30
164-636	1-1/4"	36	4.15
164-637	1-1/2"	36	6.51
164-638	2"	24	9.89
164-639	2-1/2"	12	33.24
164-640	3"	4	47.28
164-641	4"	4	81.04



PVC Sch80 Union

Part #	Size	MC Qty	List
700-459	1"	50	3.31



PVC Sch80 Coupler Nipples

Part #	Size	MC Qty	List
413-040	1/2" x 4"	250	2.04
413-060	1/2" x 6"	250	2.17
413-080	1/2" x 8"	120	2.28
413-100	1/2" x 10"	120	2.97
413-120	1/2" x 12"	120	3.10



PVC Schedule 80

Part #	Size	MC Qty	List
403-001	1/2" x Close	500	0.26
403-015	1/2" x 1-1/2"	500	0.32
403-020	1/2" x 2"	500	0.37
403-025	1/2" x 2-1/2"	500	0.41
403-030	1/2" x 3"	250	0.45
403-035	1/2" x 3-1/2"	250	0.87
403-040	1/2" x 4"	250	0.58
403-045	1/2" x 4-1/2"	250	1.08
403-050	1/2" x 5"	250	0.67
403-055	1/2" x 5-1/2"	250	1.20
403-060	1/2" x 6"	250	0.84
403-070	1/2" x 7"	250	1.38



403-080	1/2" x 8"	250	1.08
403-090	1/2" x 9"	120	1.57
403-100	1/2" x 10"	120	1.13
403-120	1/2" x 12"	120	1.26
403-160	1/2" x 16"	50	2.04
403-180	1/2" x 18"	50	2.26
403-240	1/2" x 24"	50	2.80
403-300	1/2" x 30"	50	3.67
403-360	1/2" x 36"	50	3.68
403-480	1/2" x 48"	50	5.01
404-001	3/4" x Close	250	0.30
404-020	3/4" x 2"	250	0.44
404-025	3/4" x 2-1/2"	250	0.50
404-030	3/4" x 3"	250	0.55
404-040	3/4" x 4"	250	0.67
404-050	3/4" x 5"	120	0.75
404-060	3/4" x 6"	120	0.91
404-080	3/4" x 8"	120	1.35
404-100	3/4" x 10"	120	1.67
404-120	3/4" x 12"	120	1.92
404-180	3/4" x 18"	25	3.25
404-240	3/4" x 24"	25	3.91
404-300	3/4" x 30"	25	4.31
404-360	3/4" x 36"	25	5.51
404-480	3/4" x 48"	25	6.89
405-001	1" x Close	250	0.59
405-050	1" x 5"	120	1.09
505-020	1" x 2"	250	0.75
505-030	1" x 3"	250	0.82
505-040	1" x 4"	250	0.99
405-060	1" x 6"	120	1.22
405-080	1" x 8"	120	1.98
405-100	1" x 10"	120	2.24
405-120	1" x 12"	120	2.58
406-001	1-1/4" x Close	250	0.75
506-020	1-1/4" x 2"	250	0.72
506-030	1-1/4" x 3"	250	1.34
506-040	1-1/4" x 4"	250	1.73
506-060	1-1/4" x 6"	120	2.23
506-080	1-1/4" x 8"	120	2.92
506-100	1-1/4" x 10"	40	3.17
506-120	1-1/4" x 12"	40	3.87
407-001	1-1/2" x Close	250	1.02
507-020	1-1/2" x 2"	250	1.34
507-030	1-1/2" x 3"	250	2.25
507-040	1-1/2" x 4"	120	2.34
407-060	1-1/2" x 6"	120	2.08
407-080	1-1/2" x 8"	120	2.71
407-100	1-1/2" x 10"	120	3.18
407-120	1-1/2" x 12"	40	3.87
408-001	2" x Close	250	1.51
408-030	2" x 3"	120	1.89
408-040	2" x 4"	120	2.61
408-050	2" x 5"	50	2.57
408-060	2" x 6"	100	3.42
408-080	2" x 8"	80	3.78
408-100	2" x 10"	60	4.51
408-120	2" x 12"	40	5.15

Poly Schedule 40

Part #	Size	MC Qty	List
423-120	1/2" x 12"	120	2.44
423-100	1/2" x 10"	120	2.16
423-080	1/2" x 8"	250	1.91
423-060	1/2" x 6"	250	0.80
423-050	1/2" x 5"	250	0.74
423-040	1/2" x 4"	250	0.66
423-030	1/2" x 3"	250	0.56
423-020	1/2" x 2"	500	0.47
423-001	1/2" x Close	500	0.43



EZ CONNECT™ ADAPTERS

Brass Max Adapters

Part #	Size	MC Qty	List
700-303		250	5.98
777-045		500	8.98
777-046		500	8.98
777-047		250	9.99
777-049		250	9.99
777-050		250	9.99
777-055		250	9.99



Brass Extender Tee Adapters

Part #	Size	MC Qty	List
993-015RP	3/8" x 1/4"	80	8.06
993-016RP	3/8" x 3/8"	80	8.06
993-017RP	1/2" x 1/4"	48	9.36
993-018RP	1/2" x 3/8"	48	8.54
993-019RP	1/2" IPS x 1/4"	48	8.65
993-020RP	1/2" IPS x 3/8"	48	9.98



PLUGS

Iron Cleanout Plugs

Part #	Size	MC Qty	List
156-003	3"	24	13.77
156-004	3-1/2"	24	15.65
156-005	4"	24	16.89



Brass Square Head Plugs

Part #	Size	MC Qty	List
156-020	1-1/4"	200	2.39
156-021	1-1/2"	300	3.19
156-022	2"	200	4.51
156-023	2-1/2"	120	6.16
156-024	3"	150	9.43
156-025	3-1/2"	90	11.70
156-026	4"	80	15.08



PLUGS CONT.

Brass Countersunk Plugs

Part #	Size	MC Qty	List
156-119	1"	160	5.14
156-121	1-1/2"	400	3.63
156-122	2"	200	5.07
156-123	2-1/2"	200	7.21
156-124	3"	160	10.23
156-125	3-1/2"	120	13.90
156-126	4"	90	15.35
156-127	5"	60	22.50
156-129	6"	40	32.83



TEST PLUGS

Galvanized Steel

Part #	Size	MC Qty	List
154-007	1-1/2"	36	4.23
154-008	2"	36	4.92
154-010	3"	36	8.20
154-011	4"	36	10.26
154-012	5"	40	15.67
154-013	6"	36	21.17



TRAP ADAPTERS

Galvanized x Brass

Part #	Size	MC Qty	List
158-866	1-1/4" x 1-1/4"	72	9.15
158-876	1-1/4" x 1-1/2"	72	10.14
158-877	1-1/2" x 1-1/2"	72	10.91
158-966	1-1/4" x 1-1/4"	72	10.42
158-976	1-1/4" x 1-1/2"	72	10.79
158-977	1-1/2" x 1-1/2"	72	11.80



POLYETHELENE FITTINGS & RISERS

Poly Street Elbow



Part #	Size	MC Qty	List
169-403	1/2"	500	0.63

Poly Cut Risers



Part #	Size	MC Qty	List
169-401	1/2" x 1/2" x 6"	500	0.83
169-404	1/2" x 3/4" x 6"	300	0.84
169-405	3/4" x 3/4" x 6"	300	0.84
169-406	3/4" x 1/2" x 6"	300	0.84

Poly Extension



Part #	Size	MC Qty	List
169-402	1/2"	500	0.42

SADDLE TEE

Brass

FIP



Part #	Size	MC Qty	List
993-024	3/4"	60	11.36

SHOWER STALL ELBOW

Brass



Part #	Size	MC Qty	List
993-113	1/2"	72	17.51

DISPOSAL CONNECTOR

PVC



Part #	Size	MC Qty	List
992-011	3-1/2"	200	3.41

